




FEMCO
 FEDERAL EQUIPMENT & MANUFACTURING CO., INC.
 194 WESTERVELT PLACE
 LODI, NJ 07644
 (973) 340-7600
 (800) 229-9896
 FAX (973) 340-9575

FEMCO
 Your Facility Source
 Federal Equipment and Mfg Co. Inc.

QUALITY INDUSTRIAL PRODUCTS

Engineered for Dependability



BULK RACKS & RIVET STYLE SHELVING



Tennsco Bulk Storage Racks

- Bulk storage racks are an economical solution for storing heavy, bulky items.
- Rugged 14 ga. welded upright frames and beams support up to 3800 lbs., evenly distributed.

Features adjustable shelves on 2" increments for maximum use of vertical space. Assembly is quick and easy -- beams attach to the frames in seconds without tools. Rolled formed steel beams provide support at front and rear of shelf edges. Additional support is provided by front-to-back center braces. Racks are available in heights of 72", 96" and 120"; widths of 48", 72" and 96" and depths of 24", 36" and 48". Select particleboard decking or corrugated steel decking. Starter units and add-on units have 3 shelf levels. Additional shelf levels are available to increase capacity. Begin each row of shelving with a starter and use add-on units to complete row. Medium Gray powder-coated paint finish. Note -- bulk storage racks should be hand loaded only. FOB Shipping Point.

Starter Unit Includes... 2 upright frames and 3 shelf levels. **Add-On Units Includes...** 1 upright frame and 3 shelf levels.

WITH PARTICLE BOARD DECKING			STARTER UNIT			ADD-ON UNIT		
Size W x D x H	Capacity Per Level (lbs.)	Product No.	Wt. (lbs.)	Price Ea.	Product No.	Wt. (lbs.)	Price Ea.	Product No.
48 x 24 x 72"	3800	HBU-482472PS	174.9	\$196.50	HBU-482472PA	152.7	\$158.10	
48 x 36 x 72"	3800	HBU-483672PS	220.6	222.47	HBU-483672PA	197.0	180.69	
48 x 48 x 72"	3800	HBU-484872PS	265.7	252.40	HBU-484872PA	240.7	206.66	
72 x 24 x 72"	2750	HBU-722472PS	213.9	249.57	HBU-722472PA	191.7	211.18	
72 x 36 x 72"	2750	HBU-723672PS	269.5	281.76	HBU-723672PA	245.9	239.97	
72 x 48 x 72"	2750	HBU-724872PS	324.2	318.46	HBU-724872PA	299.2	272.72	
96 x 24 x 72"	2150	HBU-962472PS	267.3	295.31	HBU-962472PA	245.1	256.91	
96 x 36 x 72"	2150	HBU-963672PS	340.6	339.35	HBU-963672PA	317.0	297.57	
96 x 48 x 72"	2150	HBU-964872PS	419.9	387.91	HBU-964872PA	394.9	342.17	
48 x 24 x 96"	3800	HBU-482496PS	190.1	221.34	HBU-482496PA	160.3	170.52	
48 x 36 x 96"	3800	HBU-483696PS	237.8	252.96	HBU-483696PA	205.6	195.93	
48 x 48 x 96"	3800	HBU-484896PS	284.9	287.40	HBU-484896PA	250.3	224.16	
72 x 24 x 96"	2750	HBU-722496PS	229.1	274.42	HBU-722496PA	199.3	223.60	
72 x 36 x 96"	2750	HBU-723696PS	286.7	312.25	HBU-723696PA	254.5	255.22	
72 x 48 x 96"	2750	HBU-724896PS	343.4	353.47	HBU-724896PA	308.8	290.23	
96 x 24 x 96"	2150	HBU-962496PS	282.5	320.15	HBU-962496PA	252.7	269.33	
96 x 36 x 96"	2150	HBU-963696PS	369.8	369.84	HBU-963696PA	325.6	312.81	
96 x 48 x 96"	2150	HBU-964896PS	439.1	422.92	HBU-964896PA	404.5	359.68	
48 x 24 x 120"	3800	HBU-4824120PS	204.9	243.93	HBU-4824120PA	167.7	181.82	
48 x 36 x 120"	3800	HBU-4836120PS	252.2	273.29	HBU-4836120PA	212.8	206.09	
48 x 48 x 120"	3800	HBU-4848120PS	298.9	306.60	HBU-4848120PA	257.3	233.76	
72 x 24 x 120"	2750	HBU-7224120PS	243.9	297.00	HBU-7224120PA	206.7	234.89	
72 x 36 x 120"	2750	HBU-7236120PS	301.1	332.57	HBU-7236120PA	261.7	265.38	
72 x 48 x 120"	2750	HBU-7248120PS	357.4	372.66	HBU-7248120PA	315.8	299.83	
96 x 24 x 120"	2150	HBU-9624120PS	297.3	342.74	HBU-9624120PA	260.1	280.63	
96 x 36 x 120"	2150	HBU-9636120PS	372.2	390.17	HBU-9636120PA	332.8	322.98	
96 x 48 x 120"	2150	HBU-9648120PS	453.1	442.12	HBU-9648120PA	411.5	369.28	

WITH CORRUGATED STEEL DECKING			STARTER UNIT			ADD-ON UNIT		
Size W x D x H	Capacity Per Level (lbs.)	Product No.	Wt. (lbs.)	Price Ea.	Product No.	Wt. (lbs.)	Price Ea.	Product No.
48 x 24 x 72"	3800	HBU-482472CS	144.6	246.18	HBU-482472CA	122.4	207.79	
48 x 36 x 72"	3800	HBU-483672CS	175.3	291.92	HBU-483672CA	151.7	250.14	
48 x 48 x 72"	3800	HBU-484872CS	205.4	338.79	HBU-484872CA	180.4	293.05	
72 x 24 x 72"	2750	HBU-722472CS	177.6	312.25	HBU-722472CA	155.4	273.85	
72 x 36 x 72"	2750	HBU-723672CS	215.2	376.62	HBU-723672CA	191.6	334.83	
72 x 48 x 72"	2750	HBU-724872CS	251.9	442.12	HBU-724872CA	226.9	396.38	
96 x 24 x 72"	2150	HBU-962472CS	219.0	380.00	HBU-962472CA	196.8	341.61	
96 x 36 x 72"	2150	HBU-963672CS	268.3	461.31	HBU-963672CA	244.7	419.53	
96 x 48 x 72"	2150	HBU-964872CS	316.4	545.45	HBU-964872CA	291.4	499.71	
48 x 24 x 96"	3800	HBU-482496CS	159.8	271.03	HBU-482496CA	130.0	220.21	
48 x 36 x 96"	3800	HBU-483696CS	192.5	322.41	HBU-483696CA	160.3	265.38	
48 x 48 x 96"	3800	HBU-484896CS	224.6	373.79	HBU-484896CA	190.0	310.55	
72 x 24 x 96"	2750	HBU-722496CS	192.8	337.09	HBU-722496CA	163.0	286.27	
72 x 36 x 96"	2750	HBU-723696CS	232.4	407.11	HBU-723696CA	200.2	350.08	
72 x 48 x 96"	2750	HBU-724896CS	271.1	477.12	HBU-724896CA	236.5	413.88	
96 x 24 x 96"	2150	HBU-962496CS	234.2	404.85	HBU-962496CA	204.4	354.03	
96 x 36 x 96"	2150	HBU-963696CS	285.5	491.80	HBU-963696CA	253.3	434.78	
96 x 48 x 96"	2150	HBU-964896CS	335.6	580.45	HBU-964896CA	301.0	517.21	
48 x 24 x 120"	3800	HBU-4824120CS	174.6	293.61	HBU-4824120CA	137.4	231.50	
48 x 36 x 120"	3800	HBU-4836120CS	206.9	342.74	HBU-4836120CA	167.5	275.55	
48 x 48 x 120"	3800	HBU-4848120CS	238.6	392.99	HBU-4848120CA	197.0	320.15	
72 x 24 x 120"	2750	HBU-7224120CS	207.6	359.68	HBU-7224120CA	170.4	297.57	
72 x 36 x 120"	2750	HBU-7236120CS	246.8	427.43	HBU-7236120CA	207.4	360.24	
72 x 48 x 120"	2750	HBU-7248120CS	285.1	496.32	HBU-7248120CA	243.5	423.48	
96 x 24 x 120"	2150	HBU-9624120CS	249.0	427.43	HBU-9624120CA	211.8	365.32	
96 x 36 x 120"	2150	HBU-9636120CS	299.9	512.13	HBU-9636120CA	260.5	444.94	
96 x 48 x 120"	2150	HBU-9648120CS	349.6	599.65	HBU-9648120CA	308.0	526.81	

ADDITIONAL LEVELS			WITH PARTICLE BOARD DECKING			WITH CORRUGATED STEEL DECKING		
Size W x D x H	Cap. Per Lever (lbs.)	Product No.	Wt. (lbs.)	Price Ea.	Product No.	Wt. (lbs.)	Price Ea.	Product No.
48 x 24"	3800	HBU-4824P	43.5	\$40.09	HBU-4824C	33.4	\$56.46	
48 x 36"	3800	HBU-4836P	57.8	46.30	HBU-4836C	42.7	69.45	
48 x 48"	3800	HBU-4848P	71.9	53.64	HBU-4848C	51.8	82.44	
72 x 24"	2750	HBU-7224P	56.5	57.59	HBU-7224C	44.4	78.49	
72 x 36"	2750	HBU-7236P	74.1	66.06	HBU-7236C	56.0	97.68	
72 x 48"	2750	HBU-7248P	91.4	75.66	HBU-7248C	67.3	116.88	
96 x 24"	2150	HBU-9624P	74.3	72.84	HBU-9624C	58.2	101.07	
96 x 36"	2150	HBU-9636P	97.8	85.26	HBU-9636C	73.7	125.92	
96 x 48"	2150	HBU-9648P	123.3	98.81	HBU-9648C	88.8	151.32	

CORRUGATED STEEL DECKING
Features a rigid surface with minimal deflection under load, corrugated decking provides sturdy support. Smooth finish for easy sliding of items.

PARTICLE BOARD DECKING
For heavy-duty applications, economical particle decking is a great choice.

Tennsco Z-Line Light Duty Rivet Shelving

- Exceptional value with uncompromising performance.
- Shelf supports will handle loads up to 500 lbs., depending on shelf size.



Built with double rivet design and keyhole slots to form a rigid framework. Assembles easily and quickly with only a rubber mallet. The design allows access to the shelves from all sides of the unit. Shelves are supported on all 4 sides, except the second and fourth shelves that are supported front and back. The units have 5 shelf levels (4 openings). Buy the unit with 3/8" particle board decking or buy the unit without decking and get the decking locally. Sand or Medium Gray -- please specify. FOB Shipping Point.

TENNESCO Z-LINE LIGHT DUTY RIVET SHELVING				
Product No.	Size W x D x H	Capacity (lbs.)	Wt. (lbs.)	Price Ea.
5 SHELVES, 4 OPENINGS - WITH PARTICLE BOARD DECKING				
HZA7-3612S-5D	36 x 12 x 84"	500	77	\$91.47
HZA7-3618S-5D	36 x 18 x 84"	500	98	102.20
HZA7-3624S-5D	36 x 24 x 84"	500	119	115.19
HZA7-4812S-5D	48 x 12 x 84"	400	95	105.59
HZA7-4818S-5D	48 x 18 x 84"	400	122	118.58
HZA7-4824S-5D	48 x 24 x 84"	400	150	130.43
5 SHELVES, 4 OPENINGS - WITHOUT DECKING				
HZA7-3612S-5	36 x 12 x 84"	500	39	\$72.84
HZA7-3618S-5	36 x 18 x 84"	500	41	75.66
HZA7-3624S-5	36 x 24 x 84"	500	44	77.92
HZA7-4812S-5	48 x 12 x 84"	400	45	80.74
HZA7-4818S-5	48 x 18 x 84"	400	47	83.57
HZA7-4824S-5	48 x 24 x 84"	400	50	85.83

EXTRA SHELF LEVELS				
WITH PARTICLE BOARD DECKING			WITHOUT DECKING	
Size W x D	Cap. (lbs.)	Product No.	Wt. (lbs.)	Price Ea.
36 x 12"	500	HZAES-3612D	11	\$9.77
36 x 18"	500	HZAES-3618D	15	11.29
36 x 24"	500	HZAES-3624D	18	13.55
48 x 12"	400	HZAES-4812D	15	12.42
48 x 18"	400	HZAES-4818D	20	14.68
48 x 24"	400	HZAES-4824D	25	16.37
HZAES-3612	3			\$6.10
HZAES-3618	3			6.10
HZAES-3624	3			6.10
HZAES-4812	5			7.68
HZAES-4818	5			7.68
HZAES-4824	5			7.68

I N D E X

A

A-Frame Trucks91, 166,
.....204, 214, 222

Acoustic,
Foam273
Screens273

Aerosol Can Disposal285

Air Chain Hoist386

Air Compressors121

Air Curtains463

Air Fans460-462, 464

Air Hoists379, 389, 396

Aircraft Chocks417

Aisle Marking Tape290, 292

Alarms, Back Up424

Anti-Fatigue Matting472-475,
.....479-480, 484, 489

Appliance Trucks182-183

Attachments, Pumps240,
.....244-247

Automotive, Collapsible
Containers150

B

Back Supports287

Back Up Alarms424

Bags,
Bubble Out293
Poly296-297
Poly Foam293
Protective293
Trash297
Zip-Lock296

Balancers, Tool103, 120

Ball Transfer,
Platform366
Rails401
Table405

Bar Code Label Kit34

Bar,
Adjustable Tong387
Lever315
Pry315
Racks40-43, 204-205
Trucks210

Barrel,
Carts262
Handling Equipment235,
.....237-250, 252-256, 262
Storage238
Transporters252-254

Barricades, Safety433

Barriers,
Chain431
Custom Sign430
Stanchion431
Traffic439
Wall429, 432-433,
.....445, 450, 469-470
Welding272

Baskets,
Hand450
Label33
Stacking55-56, 322, 450

Beam,
Clamps386, 390
Lifting388, 394

Beams, Spreader373, 388

Belt Conveyors406

Bench Safety Cans284

Bench,
Locker Room90, 520
Mobile80, 81, 88, 91
Outdoor495

Benchtops74-75, 77

Bike Rack495

Bins,
Boxes60, 130, 132, 135,
.....137-138, 140, 143-148,
.....151-153, 156, 162-163, 174, 294

Cabinets93, 138, 143, 153,
.....226, 522-523, 525-527, 530,
.....532, 535, 543

Carts54, 56, 141, 164,
.....212, 222

Clear-View136, 147

Corrugated294

Dividers130-131, 135,
.....144, 146, 156, 162-163

Drawers147, 156

Hook-On55, 162-163

Hopper140

Labels32-33

Mobile140-141, 144, 164, 210
.....212, 222

Racks60, 131-133, 163

Shelf60, 131, 133, 143, 146

Shelf Systems7, 57, 60,
.....105, 134, 143, 153, 164,
.....212, 522, 525-527, 532, 535

Snap-On146

Stacking130, 137, 144, 148

Stands138, 143

Storage Systems55-57, 60, 105,
.....131-134, 136-139, 143,
.....145-146, 152-153, 156,
.....160-163, 214, 226, 523,
.....525, 530, 535, 543

Tip Out138, 143

Turntable143

Blowers461, 464

Blue Print Storage492-493

Body Sprays270

Bollards429, 432, 436, 447

Bollards Safety Netting442-443

Boltless Shelving16, 28

Bookcases496

Booms,
Hydraulic Drum248
Telescoping373

Box Trucks91, 166, 169,
.....171, 211, 223

Boxes,
Bin130, 132, 135, 137-138,
.....140, 144, 146-148, 151-153,
.....162-163, 167, 294
Corrugated295
Divider142, 144, 146,
.....148, 151, 155
Document Storage263
Edge and Corner Protectors300
Nesting149, 158, 167
Plastic141, 161, 167-168
Shipping295
Small Compartment161
Stacking141, 151, 155, 158, 167
Storage11
Tote142, 148, 150, 155
Various Types168

Bubble Bags293

Bubble Film,
Dispenser Pack293
Rolls293

Building Systems459

Bulb Replacement423

Bulk,
Cage Trucks64, 220
Carts167, 170
Containers150, 176-178
Hoppers170, 172, 179-181
Racks2-3, 16, 27-28, 30
Storage449, 454-457
Storage Racks16, 27-28, 30
Tilt Trucks170-171
Trucks170
Tubs171
Wire Storage Lockers449, 454-456

Bumper Post Sleeves429

Bumpers, Dock419

C

Cabinets,
Aerosol93, 160
Bench73, 81, 94, 210, 216
Bi-fold535
Bin76, 93, 138, 143, 153, 207,
.....226, 522-523, 525-527,
.....530, 532, 535, 543
Bin and Shelf93, 153, 522,
.....526-527, 532, 535
Bin Security543
Blue Print492
Cart69, 76, 207
Combination93, 281, 522, 524,
.....526-527, 529, 531-533, 537
Computer536
Custom Safety276
Cylinder276-277, 281-282
Drawer69, 73, 76, 92-93,
.....107-109, 143, 160-161,
.....207, 217
Drum275, 277-278
Filing496
Flammable Storage274-275,
.....277-283
Hazardous Materials268,
.....274-276, 282
Mesh Cylinder276, 282
Mobile69, 73, 76, 106,
.....110, 207-210, 217, 221, 528, 536
Mobile Bench69, 73, 110,
.....208, 226
Mobile Bin138
Paint276
Paper Storage492
Safety268, 276, 278-279,
.....281-282
Security207, 221, 525-527, 536
Shop69, 76, 92
Shop Desks111-112
Small Parts93, 138, 143, 160, 162
Stainless278, 526-527, 535
Storage76, 81, 88, 92-94,
.....107-109, 138, 166, 207, 209,
.....216-217, 221, 268, 276, 278-282,
.....523-535, 537-538, 543
Tool Storage93, 106-110, 216,
.....221, 525
Upright Roll Files493
Utility93, 160
Wall73, 93, 94, 536
Wardrobe93, 281, 524,
.....529, 531, 533-534, 537
Wire Safety216, 277, 526
Work Bench78, 81, 88, 92, 94

Cable,
Bridges407
Protector426-427
Puller392
Reels115-116

Cafeteria Tables494

Cage,
Carts49-50, 196, 223
Trucks64, 196, 220, 223

Cans,
Bench Safety284
Cigarette267
Liners297
Liquid Waste284
Plunger284
Safety267, 284

Cantilever,
Jibs374-375
Racks39-41, 205

Car Stops411

Cargo,
Bars418
Lifts191
Slings376-377
Tie Downs377

Carousels, Pallet304

Carpet Poles322, 411

Carriers, Drum237, 239,
.....241-243, 248, 250, 252-255

Carton Flow17

Cartons,
Corrugated295
Sealing Tape292
Shipping295

Carts,
Bin54, 141, 174
Bulk167, 170, 191, 197
Cabinet69, 76, 207
Chip167
Conveyor362
Cylinder337, 343
Drawer210
Drum250, 262
Dumping174
Elevating327, 362-363, 366-367
Ergonomic206
Instrument219
Ladder192, 500
Lift Table359, 362-363
Lifting191, 327-328, 362-363
Motorized64, 343
Open Cage196, 223
Order Picking196, 219, 223
Paint500
Pegboard83, 104, 166,
.....207, 217, 222
Picking47, 192, 343
Platform191, 343, 362
Recycling170
Security47, 49-51, 56,
.....58-59, 64, 221
Service47, 63, 134, 174-175,
.....190, 218, 224-225, 343
Shelf47, 58-59, 63, 65, 85, 134,
.....210, 212-213, 224-225, 343
Stacking Rack45
Stainless64, 367
Stock47, 58-59, 62-63, 65,
.....85, 134, 191-192, 197,
.....211-214, 219, 224-226, 343
Tool83, 102, 104, 106, 110, 166
Tray54, 65, 212-213
Tub138, 192
Upright Roll Files493
Utility47, 50-51, 56, 63, 65,
.....212-213, 215, 226, 343
Wire49-50, 58-59, 221

Casters228-234

Casters Ladders498

Ceiling Fans462

Chain Hoists378-379,
.....386, 389-393, 395-397

Chairs113, 122-129

Chemical Storage172, 274-275,
.....277, 284

Chip & Waste Truck181

Chocks,
Aircraft417
Pallet Truck331
Wheel416-417, 420

Cigarette, Receptacles267

Clamps386, 390

Clamps, Pipe-Structural433

Colored Poly Tape289

Colored Vinyl Tape292

Column,
Guards421, 436-437, 439, 447
Protection436-437, 439, 447

Combination, Cabinets93, 522,
.....528

Combustible Storage Cabinets276

Compressors121

Computer, Cabinets536

Conductive,
Grid Container142
Work Benches72

Connectors,
Pipe433
Slip On433

Containers,
Automotive Collapsible150
Bench Cans284
Bin Box130-133, 137-138, 143,
.....147-148, 151-153, 167
Bulk176-178
Collapsible141, 150
Conductive Grid142
Divider144
Dri-Pak196
Forklift150, 170, 176, 322
Grid142
Hazardous Materials284
Mesh149
Mobile Bin Box Carts174
Multi-Height315
Nesting149, 154, 156,
.....158-159, 167
Pallet150, 168, 176, 322
Plunger Cans284
Salvage Drums260
Stacking130, 135, 149-150,
.....154, 156-157, 159,
.....167, 176, 315, 322
Stainless Steel196
Steel177-178
Totes142, 150, 157
Waste159, 260, 264, 284, 495
Wire46-47, 49-50, 322

Containment,
Berms265, 268-269
Spill260, 262, 264-266,
.....268-269, 281
Waste260, 264, 284

Conveyor Skate Wheel402

Conveyors399-406

Cooling Equipment, Fans460-461, 464

Cooling Systems, Evaporative462

Cord Protector426-427

Corner Protectors294, 300

Corrugated,
Bin Boxes294
Boxes295
Steel Containers177-178

Cranes,
Adjustable337, 382-383
Bridge Kit380
Counterweighted353, 355
Fixed382-383
Gantry375
Jib374, 380-381, 383
Jib Telescoping373
Pillar Base380
Push End Trucks387
Spreader Beams373
Stand Alone382-383
Straddle353, 355

Crossover Ladders505

Crowd Control Stanchions430-431

Curb Jumpers410

Curtain,
Air463

Climate 469
Doors 469
Track & Roller 471
Welding 272, 471
Cylinder,
Cabinets 277, 281
Cart 337, 343
Gas 281-282
Table 362
Trucks 282, 343

D

Decking 11, 19, 25, 29-31,
..... 35, 38, 46, 48

Desks,
Foreman's 216, 224
Mobile 86, 90
Shop 86, 90, 92, 110-112,
..... 214, 216, 224

Dispensers,
Strapping 298-299
Stretch Wrap 301
Tape 288-289, 292

Divider,
Bins, 130-131, 135, 144,
..... 146, 156, 162-163
Box Covers 155
Track & Roller 471
Welding 471

Dock Equipment,
Barriers 429, 433, 442-447
Boards 408-410, 414
Bumpers 419
Curtain Doors 469
Emergency Stops 415
Fans 422, 461
Gates 440-441, 444
Jacks 191, 197, 331, 341
Levelers 410, 413, 415
Lifters/Stackers 333, 371
Lighting 326, 418, 422-424, 438, 461
Netting 441-444
Pit-Mounted Lift 412
Plates 408-409, 414
Safety Mirrors 286
Safety Railings 432-435
Scissors Lift 371, 412, 415
Seals/Shelters 468
Signs 415-416
Strip Doors 470
Surface Mount 412
Trailer Jacks 418
Warning Beeper/Strobe 415
Weather Stripping 415
Wheel Chocks 416-417, 420

Document Storage 263, 492

Dollies,
Chair 199
Channel 206
Drum 191, 199, 240, 250, 262
Dual Purpose 199
Furniture 182, 191, 200
Handle 256
Hardwood 182, 195, 199, 206
Lever 200
Multi-Pail 249
Pallet 187, 206
Plastic 191, 206
Platform 187, 195, 206, 341
Steel 51, 191, 240
Wood 199

Door,
Air Curtain Openings 463
Curtain 469
Gates 440-441, 444
Guarding 429, 447
Mesh 454-455, 457
PVC 467, 470
Stainless Steel 467
Strip 470
Swing 467
Vinyl 469-470

Drawers,
Cabinets 69, 92-93, 107-109,
..... 217, 526-527
Carts 210
Cases 162
Drench Equipment 270
Drip Diverters 269
Dri-Pak Container 196

Drum,
Cabinets 260, 267, 278
Crusher 235
Decks 264
Deheader 237
Equipment 199, 235-258, 260,
..... 262-263, 275, 285
Faucets 240
Grips 240, 242-243
Haulers 240, 252-253
Heater 251
Jacks 249
Lifters 240, 242-243, 255
Locks 285
Pourer 256
Rotator 257
Sheds 267
Spotter 256
Tops 237
Vent 250, 285
Wrenches 236-237

Duct Tape 292
Dump Truck 180-181
Dumpers,
Box 344-345
Drum 235, 254-255
Hopper 180-181

Edge Protectors 294, 300
Electric,
Chain Hoist 386, 391
Cord Reels 118
Hoists 379, 390-391, 396
Scissor Lifts 318, 357, 368
Electronic Work Benches 67
Elevating,
Carts 191, 328, 366-367
Work Platforms 357, 360-362,
..... 368, 415, 510

Emergency,
Lights 423-424
Showers 270
Stop 513
Enclosures, Wire Mesh 449,
..... 454-457

Envelopes, Packing List 302
Environmental Partitions 471
Environmental Waste
Containment 260, 264
Equipment,
Guards 429, 445-447
Movers 227, 349

Ergonomic,
Benches 72
Carts 206, 212-213
Drum Transporter 252-253
Floor Matting 480-481,
..... 484-485
Flooring 24
Lifter 329-330, 370-371
Mobile Scissors Table 358
Shelf Trucks 219
Work Benches 85, 94
Work Stations 97

Expandable Conveyors 400-401, 406

Eye Wash 270-271

F

Fans 460-462, 464
Fasteners, Pipe 433
Fiberglass,
Acoustic Rolls 273

Filing,
Blue Print 492
Cabinet 496
Flat 492
Rolled Blueprints 493
Rolling 492
Upright Rolls 493
Fireproof,
Cabinets 274-275
Containers 284
Fittings, Pipe 433
Flammable Material Cabinets 274-275, 277, 280-283
Flat Bed Tie Downs 377
Floor,
Cable Bridges 407
Cranes 337, 353, 355
Level Tilters 356
Locks 231, 425
Markings 291
Matting 472-491
Runners 474, 477, 481, 486
Tape 290
Tape Applicator 291-292
Fluorescent Tube Caddy 513
Foam, Acoustic 273
Folding,
Handtrucks 185-186
Tables 494
Footrest 128
Fork Lift, Equipment,
Accessories 311, 319, 321-322, 326
Barrel Carriers 248
Carpet Poles 322, 411
Containers 170, 322
Covers 320
Drum Attachments 253
Drum Cradle 249
Drum Gripper 250
Drum Handlers 236
Drum Positioner 250
Dumping Hoppers 180
Extensions 319, 322, 326
Forks 322, 326
Hooks 387
Hoppers 169-170, 179
Pallet 310, 326
Personnel Platforms 513
Rizer Systems 321
Rug Rams 322, 411
Scales 310, 326
Stabilization Kits 321
Tube Caddies 513
Fork Lifts 189, 342, 346, 352
Fork Truck Extensions 322, 326
Forklift, Jack 191
Freight Lift 371
Funnel, Drum 285

G

Gantry Cranes 374-375
Gates 259, 421, 433-434, 451
Gloves 287
Guards,
Corner 432, 446
Machine 429, 432, 458
Posts 421, 432, 436-437, 447
Rack 36, 421, 429, 432,
..... 434-435, 437, 446-447, 457
Rails 428-429, 432-435,
..... 437, 446-447

H

Hamper Trucks 170, 172-173
Hand Chain Hoists 378-379,
..... 386, 397
Hand Rails 429
Hand Truck,
Appliance 183-184, 188
Dock Boards 410
Folding 185-186
Pail 249, 500
Platform 185

Trucks 182-189, 199-200,
..... 240, 282, 327, 332-333
Vending Machine 183, 188
Hazardous Materials,
Cabinets 274-275
Spill Kits 266
Heaters,
Drum 251
Portable 462
Radiant 462
Spot 462
Hoisting Hooks 319
Hoists,
Air Chain 386
Chain 375, 378-379, 389-391,
..... 393, 395-397
Drum 236-237
Drum Lifter 249
Electric 384-386, 391
Hand Chain 386
Lever 386, 392-393, 395
Power 385
Hoppers,
Bin Box 140
Bin Storage Systems 139
Bulk 170, 172, 179-181
Fork Lift 170, 180, 337
Portable 179
Self-Dumping 169, 179-181
Stackable 139
Trucks 172, 337
Hose,
Bridges 407
Protector 426
Reels 114-120
Hydraulic,
Box Dumper 344-345
Carts 366-367
Drum Boom 248
Drum Dumper 235
Floor Cranes 353, 355
Hand Trucks 189
Lift Trucks 346
Lifts 189, 324, 349, 352, 357,
..... 360-361, 363, 368, 415, 510
Pallet Trucks 329-330
Stackers 339, 347
Tilting Equipment 365
Toe Jacks 227
Work Benches 71, 94

I

In Plant Office Systems 459
Industrial Screening 102
Instrument Carts 219

J

Jacks,
Drum 249
Pallet 197, 323, 330-331, 333, 341
Stabilizing 418
Jib Cranes,
Bracket Kits 381
Cantilever 381, 383
Pillar Base 380, 383
Telescoping 373
Jibs 374-375
Jibs, Wall Mounted 374

K

Kits, Label 34
Knives 302
Kraft Sealing Tape 289

L

Holdings 32-33, 149
Kits 32-34
Labeling Systems 32-34
Laboratory, Safety Cans 284
Ladders 497-506, 510-512
Lanyards 513
Laptop Storage 536
Laundry Trucks 170-173
Levelers, Dock 410, 413, 415

Lever,
Bars 315
Dollies 200
Hoists 386, 392-393
Lift Magnets 398
Lifting Equipment,
Accessories 319, 340, 349
Bar Tong 387
Carts 191, 328, 366-367
Chain 337, 353, 394
Chain Hoists 378-379,
..... 389, 395-397
Counterbalance 324, 337, 346, 355
Cranes 337, 353, 355,
..... 374, 380-384, 388
Dock Lift 346, 412, 415
Drum 236, 240, 242-243,
..... 249, 252-254
Fluorescent Tube Caddy 513
Hoists 342, 384-386, 390-393
Lifters/Stackers 184, 324, 327,
..... 336, 339-340, 348, 366-367
Magnets 398
Pallet 150, 176, 310, 316-317,
..... 323-324, 327-330, 332-333,
..... 335, 337, 339, 341-342,
..... 346-347, 350-352, 363, 370
Pallet Tilter 356
Pallet Trucks 338
Push End Trucks 387
Scissors Table 354, 357-358,
..... 360-362, 368-370, 372, 415, 509
Slings 373, 376
Stackers 324, 327, 333, 335-336,
..... 339-340, 347-348, 350-352,
..... 363, 366-367
Tables 318, 327, 354, 356-362
..... 364-365, 368, 370
Telescoping Booms 373
Telescoping Cranes 373
Tilt Tables 372
Tote Lifter 328
Trucks 189, 240, 310, 324-325,
..... 327-330, 332-333, 339-342,
..... 346, 352, 362-363, 367, 507-509
Vertical Reciprocating 371
Warehouse 370
Wheels 394
Lifts, Personnel 349, 504,
..... 506-510, 514

Lighting,
Dock 326, 418, 422-424, 438, 461
Emergency 423-424
LED 326, 423, 466
Warning 322, 326,
..... 422-424, 437-438
Literature, Storage 492-493
Load Movers 227
Locker Room Benches 90, 520
Lockers,
Accessories 515, 519-520
Assembled 516-521, 527
Box 516, 518, 520-521, 527
Bulk Storage 221, 454-456,
..... 525, 527, 534, 538
Computer 536
Labels 32
Outdoor Safety 268
Plastic 515
Unassembled 516, 518-521
Wire 221, 453-456, 525, 534
Wire Cylinder 276
Locks, Floor 231, 425
Lumbar Supports 287
Lunchroom Tables 494

M

Machine,
Guards 429, 432, 445, 458
Movers 227
Magnetic Label 32-33
Magnetic Sweepers 320
Magnets 398

Mailroom Trucks 173
Maintenance,
Platforms 510
Sorbents 261, 266, 269
Work Platforms 513
Marking Pens 302
Masking Tape 292
Matting 472-491
Matting, Snow Melt 476
Mirrors 286

Mobile,
Bench Cabinets 69, 209, 217, 226
Benches 66, 69, 76, 80-83, 85,
..... 87-88, 91, 110, 207-208,
..... 217, 226
Bin Box Carts 141, 164, 174,
..... 210, 212
Bin Cabinets 138, 164, 210, 212
Bin Carts 56, 83, 165-166, 222
Bin Storage Systems 131, 133
Bins 140, 144, 164, 210, 212
Cabinets 69, 76, 106, 110,
..... 207-210, 217, 221, 528
Carts ... 51, 56, 62-64, 69, 83, 104,
134, 167, 170, 175, 217, 221, 225
Computer Cabinets 536
Hose Reels 116
Personnel Platforms 505
Platforms 505
Roll Files 493
Scissors Tables 358
Shelf Trucks 225
Shelving 216, 221, 224, 343
Shop Desks 90, 216, 224
Tables 65, 86, 90, 92,
..... 212-213, 215, 318
Tool Carts 83, 90, 104,
..... 165-166, 217
Tub Racks 138

Modular,
Cabinets 107-108
Desk 72-73
Drawers 107-108
Office Systems 459
Work Benches 72-73

Movers,
Load 227
Machine 227
Riggers Outfits 227
Moving Equipment 407, 468
Moving Pads 468

N

Nesting Container ... 137-138, 140,
..... 148, 154, 156, 158-159, 167
Netting 36, 441-444
Noise Barriers 470
Noise Control 273

O

Office Systems 459
Offices, Prefab 459
Open Cage Trucks 64, 220
Openers,
Drum 237
Pail 249

P

Pack/Ship Work Station 77-78,
..... 98-101
Packing List Envelopes 302
Packing List Protection Tape ... 292
Pail Opener 249
Pail Tipper 249
Paint,
Cart 500
Gallon Tipper 237
Storage 277
Pallet,
Aluminum 192, 318
Carousels 304
Carton Flow 17
Chock 331

Containment 260, 264
Dolly 187, 206
Drum Spotter 256
Fork Extensions 319, 322, 326
Hoisting Hooks 319
Jacks 197, 323, 329-333, 341
Leveler 335
Lifts 310, 323-324, 326-328,
..... 332-333, 338, 341-342,
..... 346-348, 350-352, 363
Nestable 150
Plastic 55, 150, 176, 315-317
Pullers 315
Rack Guards 36, 38, 421,
..... 447, 449, 454, 457
Rack Netting 36
Rack Protection 36, 38, 447, 457
Racks 17, 35, 37-39, 44-45,
..... 55, 447, 457
Scales 307, 310-312, 323,
..... 326, 327, 333
Scissors Lift 323, 333
Shed 267
Spill Containment 260, 264
Spill Control 263-264
Stackers 324-325, 327, 333,
..... 336, 338, 347-348,
..... 350-352, 363, 366-367
Stacking Frames 35, 37, 39, 44-45
Stand 187, 192
Steel 177, 318
Support Bars 48
Tilters 344-345, 364-365
Truck Scale 311, 323, 326, 333
Truck Stop 330
Trucks 197, 323, 325, 327,
..... 329-335, 338, 341, 425
Tubs 168, 171
V Board Load Protection 294
Wire Containers 49-50
Wire Pallets 46

Panel

Trucks 204-205
Wire Louvered 55, 163

Paper Storage 263, 492
Partitions,

Locker Room 471
Track & Roller 471
Welding 471
Wire 448, 452-455, 458
Pegboard 82, 83, 104-105,
..... 166, 207, 217, 222, 525

Pens, Marking 302

Personnel,

Barriers 430-432
Harness 513
Work Platforms 513

Pipe,

Fittings 433
Racks 40-42, 161, 205

Plates, Dock 408-409, 414

Platform,

Ball Transfer 366-367
Dollies 195
Ladders 504
Maintenance 510, 513
Mobile 504-505
Personnel 504, 510, 514
Spill Control 259
Steel 506
Trucks 174, 185, 190-196,
..... 198-199, 202-203, 310,
..... 341, 343, 362, 367
Work 24, 357, 360-362, 368,
..... 370-371, 415, 499,
..... 504-506, 510, 513-514
Work Station 359

Poly,

Bags 293, 296-297
Foam Bags 293
Lifting Slings 373
Strapping 298, 300

Strapping Kits 298
Tape 288

Portable,

Fans 461, 464
Hoists 374
Hoppers 179
Post Protectors 436-437, 447
Power,
Conveyors 406
Cord Reels 115-116
Hoists 385

Powered Pallet Truck ... 325, 335,
..... 337-338

Prefab Office Systems 459

Privacy Partitions 471

Prylever Bars 315

Puller, Lever 395

Pumps 240, 244-247

R

Racks,

Bar 40-43, 204-205
Bulk 2-3, 16, 27-28, 30, 51
Cantilever 39-41, 205
Carton Flow 17
Decking 19, 25, 29, 31, 35, 46, 48
Drum 238, 262
Gravity Flow 16
Guards 36, 421, 447, 457
Netting 36
Pallet 35, 37-39, 44-45, 51
Pipe 40-42, 205
Pipe Fittings 433
Portable 35, 37, 39, 44-45
Protectors 38, 429, 446-447
Rod 161
Roll-Out 25, 42
Sheet 43, 204
Stacking 35, 37, 39, 44-45
Storage 9, 16, 42, 51,
..... 55, 60, 163, 457
Wire Backing 458
Wire Rolling 50
Wire Spool 161, 165

Radiant Heaters 462

Rail Wheel Chocks 416

Railings,

Dock 432, 434-435
Guard 428, 447
Personnel 432, 434
Safety 433

Rain Barrel & Recycling 265

Ramps,

Dock 407, 413, 425
Mobile 413
Steel Yard 411
Truck 407, 409, 413
Receptacles,
Aerosol Waste 285
Cigarette 267
Recycling 159, 170
Trash 159, 495
Waste 159, 260, 267, 495

Recycling,

Carts 170
Drum Tops 237
Receptacles 159, 170

Reels,

Cable 115-116, 119
Caddy 166
Fuel 119-120
Grounding 120
Hose 114-120
Power Cord 115-116, 118
Vacuum 115
Welding 119
Wire Caddy 166

Revolving Lights 423

Risers, Wheel 407

Roller Conveyors 399,

..... 401, 403-404

Rug Rams 322, 411

S

Safety Equipment,

Acid Storage 276-277
Back Support 287
Barriers 36, 429-431, 433,
..... 439, 445-447
Berms 265, 268-269
Body Sprays 270
Bollards 429, 432, 436, 447
Cabinets 268, 275-279, 281-283
Cans 267, 284
Chemical Storage 274-275,
..... 277, 283
Column Protectors 35, 437,
..... 439, 447
Containers 260, 264
Dock Gate 440, 444
Dock Netting 441-444
Drench Showers 270
Drum 251, 262
Drum Funnels 285
Drum Locks 285
Drum Shed 267
Drum Vents 285
Emergency Lights 423-424
Eye Wash 270-271
Flammable Material Cabinets ...
..... 274-275, 277, 283
Flashers 423-424
Floor Markings 291
Floor Tape 290, 292
Hazardous Liquid Storage
..... 268, 276, 284
Maintenance Lift ... 506, 510, 514
Mirrors 286
Netting 36, 442-444
Personnel Harness 513
Rack Protectors 36, 38
Rail Wheel Chocks 416
Rails ... 428-429, 432-433, 446-447
Receptacles 260, 264
Screens 272, 469
Signs 418
Spill Containment 260,
..... 262-269

Trailer Jacks 418
Warning Bar 428
Wash 270-271
Welding Protection 272, 471
Wheel Chock Sign 416
Wheel Chocks 416-417, 420
Wire Cylinder Cabinets ... 276-277
Work Platform 504-506,
..... 510, 513-514

Salvage Drums 258

Sanitary Trucks 170, 172-173

Scales,

Pallet Truck ... 311, 323, 326, 333
Weighing 305-314, 326

Scissors Lift,

Pallet 327, 333, 370
Tables 191, 328, 354, 357-362
..... 364, 366-372, 509

Screens,

Acoustic 273
Welding 272

Sealing Tape 289, 292

Seals, Dock 468

Seating 89, 113, 122-129

Security Equipment,

Barriers 431
Bin Cabinets 543
Cabinets 207, 221
Cages 455-456
Carts ... 49-51, 56, 58-59, 64, 221
Computer Work Station 112
Gates 451
Mirrors 286
Pallet Guards 449, 454, 457
Trucks 51, 64, 220
Wire Partitions 448, 452-455,
..... 457-458

Self-Dumping Hoppers ... 169-170,
..... 179-181

Service Carts . 47, 63, 134, 174-175,
..... 190, 218, 221, 224-225, 343

Sheet Racks 43, 204

Sheet Trucks 204

Shelf,

Bins 130-133, 135, 140
Carts ... 54, 58-59, 63-65, 134, 210,
..... 212-213, 221, 224-225, 343
Carts Accessories 59
Labels 32-33
Trucks 64, 215, 218-220,
..... 224-225, 343

Shelters, Dock 468

Shelving,

Accessories 4, 13, 15-16,
..... 18, 25, 29-31, 36, 53-54
Bin Systems 57, 60, 134,
..... 145-146, 526-527
Boltless 7, 11, 14-16, 28
Bulk Racks 2-3, 27
Gravity Flow 16
Industrial 2-3, 26-27
Mobile 64, 192, 223-224, 343
Modular 107
Netting 36, 444
Rack 16, 42, 192
Record Archive 26
Roll-Out 25, 42
Systems ... 3-16, 18-26, 28-31, 38,
..... 51-52, 54-55, 58, 62-64,
..... 105, 107, 526-527

Tire 16
Wall 61
Wheel 16
Wire 52-55, 57-59, 62-64
Wire Rolling 50, 64

Shop Desks . 92, 110-112, 216, 224

Showers, Drench 270

Sign,

Base 429
Chock Your Wheels 416
Dock 415
Warning 418

Sinks 61

Skate Wheel Conveyors 402

Skid,

Boxes 171
Lifter 328
Plastic 315
Trucks 171, 331

Slings, Drum 373, 376-377

Slings, Drum 237

Sloped Angle Ladders 502

Slotted Angle 13

Sorbents,

Neutralizing 261, 269
Safety 266
Spill Kits 266

Sound Barriers 273

Speed Bumps 411

Spill Control Equipment
..... 259-266, 268-269

Spill Kits 261

Sprays, Body 270

Spreader Beams 373

Stabilizing Jacks 418

Stackers 324-325, 327, 333,
..... 335-337, 339-340, 347-348
..... 350-352, 363, 366-367

Stacking,

Bins ... 130, 137, 139-140, 144, 148
Boxes 151, 155-156, 158
Containers 130, 135, 154, 156-157,
..... 159, 170, 176, 315, 322
Forklift Containers 170, 322
Hoppers 139
Lifters 327, 339, 347-348
Pallet 176, 335, 350-351
Rack Carts 45
Racks 35, 37, 39, 44-45

Rubber Wedges	419	Partitions	448, 454-455,	Balancers	103, 120	Shelf	51, 193, 211, 213, 215,	Fire Safe	267
Totes	130, 137		457-458	Boxes	106		218-220, 223-225, 341, 343	Recycling	159
Trays	151, 158	Racks	2-3, 6, 9, 13, 16,	Cabinets	93, 106, 110, 160, 162	Skid	331	Weighing Scales	305-314
Trucks	324, 327, 333, 339-340,		18, 20-21, 25-31, 35, 37-39,	Caddy	141	Stock	203, 211, 213, 218-219, 223	Weighing Scales, Pallet Truck	310-312, 326-327, 333-334
	347, 352, 363	Safety Cabinets	277, 281, 283	Carts	102, 104, 106, 110	Stockpicking	206, 223	Welding Barriers	272, 471
Stainless Steel Containers	196	Sheet Racks	43, 204	Storage	25, 93, 102, 104-106, 110,	Three Sided	51, 211	Wheel Chocks	416-417, 420
Stands,		Shelving	2-16, 19, 22-26, 28,		166, 216, 221, 525	Tie Downs	377	Wheel Risers	407
Bin	138, 143		30, 51, 58, 62-64, 153, 526-527	Tote,		Tilt	169-172, 174-175,	Wheels	228-234
Drum	250	Skid Boxes	171	Bins	137, 148-149	Tray	214, 225	Winch,	
Mobile Vertical Files	493	Stacking Racks	35, 37, 39, 44-45	Lifter	328	Treadplate	193	Lift	189, 394
Pallet	187, 192	Systems	60, 105, 145,	Straightwall	150, 157	Utility	170	Stacker	339, 394
Shop	78, 92, 98-100		526-527, 536	Trucks	214	Vending Machine	188	Truck Jib	374
Stations, Work	68, 77, 84-85,	Wall Cabinets	94	Track & Roller Partitions	471	Wagon	195, 201	Wire,	
	87, 95, 100-101, 112, 262	Wall Mount Bin Box	152, 163	Traffic Doors	470	Waste	170, 181	Barriers	450
Steel Strapping	298-299	Wardrobe Cabinets	281, 524, 527	Trailer Jacks, Dock	418	Tubs	138, 148, 171	Cabinets	216, 221, 525-526
Steel Yard Ramps	411		531, 534	Trailer, Tie Downs	377	Tubs, Pallet	168	Carts	49-50, 58-59, 64, 221
Step Stools	497, 514	Wire Mesh Containers	177-178, 211	Trailers	196, 201	Tubular Posts	428	Containers	46-47, 49-50, 55, 322
Steps, Step Mate Stand	359	Wire Partitions	452-453, 458	Transporters,		Turntables	303-304	Cylinder Cabinets	277
Stock,		Wire Shelving	52, 54-55, 58-59	Drum	252-253			Cylinder Storage Lockers	276, 282
Carts	47, 58-59, 63-65, 134, 192,		62-64	Tubs	171	U		Decking	29-31, 35, 38, 46, 48
	211-214, 219, 221,	Wire Spools	165	Trash,		Utility,		Doors	448, 454-455, 457-458
	224-226, 343	Straddle Tilter	345	Bags	297	Cabinets	93, 160	Lockers	221, 452-453
Trucks	211, 213, 218-219	Strapping,		Drum Tops	237	Carts	47, 51, 56, 58-59, 63-65,	Mesh Containers	55, 177-178, 322
Stockpickers,		Dispensers	299	Receptacles	159, 495		170, 191-192, 197,	Pallet Rack Guards	449, 454, 457
Bin Systems	60, 132, 138, 146	Kits	298	Tray,		Storage Systems	212-213, 215, 226, 343	Partitions	448, 452-455, 457-458
Carts	65, 212-213, 218	Seals	299	Carts	54			Platform Truck	341
Systems	131, 133	Shipping	298	Spill	267	V		Security Trucks	211
Trucks	223	Steel Strap Accessories	299	Trays	54, 151, 158, 167, 269	Vacuum	465	Shelving	48, 52-55, 57-60, 62-64
Work Platform	513	Supplies	298-300, 303	Treadplate Trucks	193, 367	Vents, Drum	250, 285	Spool Rack	165
Stools	89, 122, 124,	Tape	292	Trolleys	374-375, 379,	Vertical Lifts	371, 507	Storage Lockers	449, 454-456
	126-128, 497, 514	Tools	300, 303		384, 388, 390-391, 394, 397	Vinyl Doors	470	Work Cells	450
Stop Lights	422, 438	Stretch Wrap	301	Truck,				Work Bench Components	74-75, 77-78, 89, 95
Storage,		Stretch Wrap Dispenser	310	A-Frame	91, 166, 204-205, 214, 222	Wagon Trucks	195, 201	Work Bench Tops	74-75, 77
Bags	296	Stretch Wrap Machine	303-304	Adjustable Tray	166, 214, 222	Walk Ramps	407	Work Benches	66-67, 69-85,
Bar Racks	25, 29, 31,	Strip Curtains	470	Appliance	182-183, 188	Wall,			87-88, 94-101, 110-111,
	40-43, 204-205	Strip Doors	470	Bar	210	Blankets	273		113, 207-208, 216
Barrel	238	Stroke Lights	423	Bar & Pipe	204-205	Mounted Cabinets	525	Work Cells	450
Bin Boxes	130-131, 133, 135, 137,	Supports, Back	287	Box	91, 166, 169, 171, 211, 223	Mounted Shop Desk	110-111	Work Platform, Accessories	513
	156, 163-164, 174, 294	Sweepers	320, 336	Bulk	172-173, 203, 223	Partitions	459	Work Platforms	24, 357,
Bin Cabinets	138, 143, 153, 156,	Sweepers, Magnetic	320	Chair	199	Protectors	446-447		360-362, 368, 370-371,
	214, 522-523, 525-527,			Closed Cage	51, 211, 341	Shelving	61, 105		415, 505-506, 510, 513-514
	530, 532, 535, 543	T		Cradle	205	Wardrobe Cabinets	93, 281, 524,	Work Stations,	
Bin Shelving Systems	60, 105,	Tables,		Cylinder	282, 343		528-529, 531, 533-534, 537	Cabinet	76, 79, 92, 207
	143, 145-146, 162-163, 527	Ball Transfer	405	Deep Tray	219	Warehouse,		Ergonomic	97, 113
Blueprint	493	Folding	494	Drum	199, 239-243, 248-250	Barriers	429, 445-447, 450	Industrial	77
Bookcase	496	Gas Cylinder	363	Drywall	204-205	Column Guards	421	Packing	77, 95
Boxes	11	Lift	318, 356-365, 368	Dump	170, 180-181	Curtain Doors	469	Platforms	359
Bulk Racks	2-3, 16, 28, 30	Lunchroom	494	Flat Top	91, 203	Lighting	466	Step Mate Stand	359
Cabinets	69, 83, 93, 107-109	Machine	86, 90	Folding	185-186, 190, 341	Pallet Racks	38	Work Tables	61, 66-67, 70-75,
	166, 209, 216-217, 221,	Mobile	65, 82-83, 212-213,	Folding Table	200	Storage	3-9, 11-16, 18-26, 28-31,		77-85, 87-88, 92,
	278-282, 523-528, 531-535,	Non Folding	215, 318	Hamper	172		38, 51, 58-59, 164, 222		94-101, 111, 216
	537-538, 543	Outdoor	495	Hand	182-189, 200,	Warning,		Work Trucks	215
Cart	47, 164, 343, 536	Scissors	191, 318, 328, 357-362,		240, 282, 327, 332	Lights	322, 326, 423-424, 437-438	Workstations	68, 76, 83, 92, 95,
Chemical	274-275, 284		364, 366-370, 372	Heavy Duty Die	91	Signs	418		100-101, 106, 110,
Computer Cabinets	528	Tilt	356, 364-365, 372	Hopper	172	Waste,			113, 207, 262, 494
Containers	130-133, 135,	Utility	494	Instrument	219	Bags	297	Wrenches, Drum	236-237
	137-141, 143, 145-149, 151-156,	Work	61, 66-68, 70-75, 77-88,	Jibs	374	Containers	159, 260, 264, 284, 495		
	158-163, 167-168, 176-178,		92, 94-101, 110-111,	Laundry	170-173	Containment	260, 264	Z	
	280-281, 322, 532, 543	Tank Truck Ladders	504	Lift	189, 191, 310, 324-330,	Environmental Containers	260, 264	Zip-Lock Bags	296
Cylinder Cabinets	276-277, 282	Tape	288-290, 292		332-333, 340, 342,	Safety Cans	284		
Drum	277-278	Tape Dispensers	288-289		346, 349, 352, 363, 367	Tilt Trucks	171		
Filing Cabinet	496	Telescoping		Mesh Box	211, 220	Trucks	170, 181		
Flammable Material Cabinets		Booms	373	Mesh Security	51, 220	Waste Receptacles,			
	274-275, 278-282	Jib Cranes	373	Narrow Aisle	203	Cigarette	267		
Hamper Trucks	173	Tie Downs	377	Nestable Tilt	169	Drum Tops	237		
Hazard Drum Cabinets	275, 278	Tilting Equipment,		Open Cage	51, 211, 220				
Hazardous Liquid Storage	286, 276, 284	Barrel Carrier	248	Pallet	197, 323, 325,				
Hoppers	139	Chip & Waste Truck	181		327, 329-335, 338				
Literature	263, 492-493	Drum	250, 255	Panel	204-205, 214				
Lockers	221, 515-521, 524-525,	Drum Rotators	257	Pegboard	83, 104, 166, 214,				
	527, 534, 536	Dumpers	172, 344		217, 222				
Medical Gas	279, 282	Floor Level	356	Pipe Stake	205				
Mobile Bin Unit	131, 133, 164	Hoppers	180	Platform	174, 184-185, 190-196,				
	210, 212	Pallet	344-345, 356, 365		198-199, 202-203, 310,				
Mobile Cabinets	165, 209,	Tables	356, 364-365, 372	Ramps	341, 343, 362, 367				
	214, 523, 528	Trucks	169-172, 174-175,	Sanitary	172-173				
Nesting Totes	140, 149		180, 344-345	Security	51, 211				
Paint	276-277	Tool,		Service	175, 193, 203,				
Pallet	38, 55, 176, 316-317	Arm Supports	103		211, 213, 218, 223				
Pallet Racks	35, 37-39, 44-45			Sheet	204				
Pallet Tubs	168								

TERMS

1. Specifications and prices are subject to change without notice.
2. The current volatility in steel, aluminum and plastic prices have resulted in extreme price fluctuations – all prices must be confirmed by dealer at time of order.
3. No liability is assumed by this company for damage and or injury resulting from use of equipment supplied by this company.
4. All returns must be authorized by us.
5. Please inspect merchandise upon receipt and note any damage on bill of lading.

SLOPING & RIVET-STYLE SHELVING

Tennsco Sloping Shelf Units

- Sloped shelves provide convenient product access and easy identification.

Parts, bins and boxes slide forward for easy picking. Open access from all sides. Place back to back to double shelf depth. Canopy top has box formed construction. Features 2" side flange to retain product. 1/2" front lip acts as a product stop. Heavy gauge shelf supports. Shelves support up to 450 lb. loads. Boltless construction – easy assembly with only a mallet. 5 sloping steel shelves per unit. 18"D. shelves slope 12°. 24"D. shelves slope 14°. Starter unit can be used individually or combined with adder units to form a row of shelving. Medium Gray or Sand finish. FOB Shipping Point.



TENNESCO SLOPING SHELF UNITS							
Size W x D x H	STARTER			ADDER			Price Ea.
	Product No.	Wt. (lbs.)	Price Ea.	Product No.	Wt. (lbs.)	Price Ea.	
36 x 18 x 84"	HZT7-3618S-5	134	\$280.63	HZT7-3618A-5	134	\$281.19	
36 x 24 x 84"	HZT7-3624S-5	159	313.94	HZT7-3624A-5	159	314.51	
48 x 18 x 84"	HZT7-4818S-5	184	357.98	HZT7-4818A-5	184	358.55	
48 x 24 x 84"	HZT7-4824S-5	215	398.07	HZT7-4824A-5	215	398.64	

Tennsco High-Capacity Rivet Shelving

- Perfect for storing dies, motors, jigs, fixtures and other heavy material.
- Each shelf will support up to 4000 lbs, evenly distributed.

Semi-boltless design utilizes snap-in double rivets on the shelf supports matched with keyholes on the posts. Maximum capacity per unit is 13,000 lbs. Heavy duty 14 ga. posts are 2 5/8" x 2 5/8". Each unit has five -16 ga. shelves that are adjustable in 1/2" increments. Shelves are supported on four sides with 14 ga., 2 3/4" high shelf supports. Additionally, shelves have from one to three center supports depending on the width. Center supports are bolted to the shelf supports for added rigidity. Durable powder coated Medium Gray finish. FOB Shipping Point.



Product No.	Size W x D x H	Capacity (lbs.)	No. Shelves	Wt. (lbs.)	Price Ea.
HRXHS-361872	36 x 18 x 72"	4000	5	146	\$287.97
HRXHS-481872	48 x 18 x 72"	4000	5	180	345.56
HRXHS-482472	48 x 24 x 72"	4000	5	213	385.65
HRXHS-602472	60 x 24 x 72"	3250	5	254	459.05
HRXHS-722472	72 x 24 x 72"	2750	5	304	553.91
HRXHS-361884	36 x 18 x 84"	4000	5	154	294.74
HRXHS-481884	48 x 18 x 84"	4000	5	188	352.34
HRXHS-482484	48 x 24 x 84"	4000	5	221	392.43
HRXHS-602484	60 x 24 x 84"	3250	5	262	465.83
HRXHS-722484	72 x 24 x 84"	2750	5	312	560.69
HRXHS-723684	72 x 36 x 84"	2750	5	454	747.02
HRXHS-962484	96 x 24 x 84"	2600	5	406	739.12
HRXHS-963684	96 x 36 x 84"	2600	5	595	929.40
HRXHS-361896	36 x 18 x 96"	4000	5	153	301.52
HRXHS-481896	48 x 18 x 96"	4000	5	187	359.11
HRXHS-482496	48 x 24 x 96"	4000	5	220	399.20
HRXHS-602496	60 x 24 x 96"	3250	5	261	472.61
HRXHS-722496	72 x 24 x 96"	2750	5	311	567.47
HRXHS-723696	72 x 36 x 96"	2750	5	458	754.36
HRXHS-962496	96 x 24 x 96"	2600	5	410	745.89
HRXHS-963696	96 x 36 x 96"	2600	5	599	936.74

Tennsco Z-Line Medium Duty Rivet Shelving

- Exceptional value with uncompromising performance.
- Shelves will handle loads up to 1,000 lbs., depending on shelf size.

Posts and supports are designed with double rivets and keyhole slots to form a rigid framework. The design allows access to the shelves from all sides of the unit. Assembly is easy with only a rubber mallet required. Shelves are supported on all four sides with V-designed shelf supports, and 36" deep units have one center support for added strength. The units have 4 shelf levels (3 openings). Additional shelves are available to increase the storage capacity of the units. Buy the unit with 3/8" particle board decking or buy the unit without decking and get the decking locally. Sand or Medium Gray -- please specify. FOB Shipping Point.



TENNESCO Z-LINE MEDIUM DUTY RIVET SHELVING								
Size W x D x H	Capacity (lbs.)	BASIC UNITS			EXTRA SHELF LEVELS			
		Product No.	Wt. (lbs.)	Price Ea.	Product No.	Wt. (lbs.)	Price Ea.	
4 SHELVES, 3 OPENINGS - WITH PARTICLE BOARD DECKING								
36 x 18 x 84"	1000	HZV7-3618S-4D	86	\$100.51	HZVES-3618D	17	\$16.94	
36 x 24 x 84"	1000	HZV7-3624S-4D	104	112.36	HZVES-3624D	21	20.33	
36 x 36 x 84"	1000	HZV7-3636S-4D	145	134.39	HZVES-3636D	32	25.41	
48 x 18 x 84"	850	HZV7-4818S-4D	106	124.22	HZVES-4818D	22	20.89	
48 x 24 x 84"	850	HZV7-4824S-4D	129	137.77	HZVES-4824D	28	23.72	
48 x 36 x 84"	850	HZV7-4836S-4D	185	169.39	HZVES-4836D	42	30.49	
4 SHELVES, 3 OPENINGS - WITHOUT DECKING								
36 x 18 x 84"	1000	HZV7-3618S-4	40	79.61	HZVES-3618	5	\$11.86	
36 x 24 x 84"	1000	HZV7-3624S-4	44	83.00	HZVES-3624	6	12.42	
36 x 36 x 84"	1000	HZV7-3636S-4	55	92.60	HZVES-3636	9	15.25	
48 x 18 x 84"	850	HZV7-4818S-4	46	87.52	HZVES-4818	7	13.55	
48 x 24 x 84"	850	HZV7-4824S-4	49	90.34	HZVES-4824	8	14.68	
48 x 36 x 84"	850	HZV7-4836S-4	61	100.51	HZVES-4836	11	16.94	

INDUSTRIAL SHELVING

Tennsco Q-Line Industrial Shelving

- Boltless shelf design for easy adjustability.
- Choose from heavy-duty 22 or 20 gauge shelves.

The unique shelf design has deep box-beam formations front and back, fully lapped and welded corners and double-ribbed outside surfaces on the box formation. In addition, the front and rear flange on the box beam is welded every 3". The result is load capacities that range all the way up to 1000 lbs. Shelves can be adjusted quickly and easily in 1" increments to make maximum use of vertical space. Five shelves including top and bottom shelves. Choose from open or closed units. Additional shelves are available as well as adjustable shelf dividers, shelf boxes and doors. Starter unit can be used individually or combined with adder units to form a row of shelving. Shipped unassembled. Medium gray finish. FOB Shipping Point.



HQO5-3612S



HQC5-3612S

tennsco
Storage Made Easy

BOLTLESS SHELF ADJUSTMENT
For easy adjustability

22-GAUGE SHELVING UNITS

Size W x D x H	Product No.	Cap (lbs.)	Wt. (lbs.)	Price Ea.	Product No.	Cap (lbs.)	Wt. (lbs.)	Price Ea.	Product No.	Cap (lbs.)	Wt. (lbs.)	Price Ea.	Product No.	Cap (lbs.)	Wt. (lbs.)	Price Ea.
OPEN STYLE STARTER - 5 SHELVES				OPEN STYLE ADDER -- 5 SHELVES				CLOSED STYLE STARTER - 5 SHELVES				CLOSED STYLE ADDER -- 5 SHELVES				
36 x 12 x 87"	HQO5-3612S	750	62	\$112.36	HQO5-3612AB	750	56	\$103.89	HQC5-3612S	750	89	\$167.13	HQC5-3612AB	750	78	\$150.76
36 x 18 x 87"	HQO5-3618S	750	73	\$129.30	HQO5-3618AB	750	66	\$120.83	HQC5-3618S	750	107	\$197.63	HQC5-3618AB	750	93	\$174.47
36 x 24 x 87"	HQO5-3624S	700	83	\$146.24	HQO5-3624AB	700	77	\$137.77	HQC5-3624S	700	125	\$224.73	HQC5-3624AB	700	107	\$196.50
48 x 12 x 87"	HQO5-4812S	600	73	\$129.30	HQO5-4812AB	600	66	\$121.40	HQC5-4812S	600	107	\$197.63	HQC5-4812AB	600	97	\$181.25
48 x 18 x 87"	HQO5-4818S	600	86	\$151.89	HQO5-4818AB	600	80	\$143.98	HQC5-4818S	600	129	\$233.76	HQC5-4818AB	600	115	\$210.61
48 x 24 x 87"	HQO5-4824S	550	100	\$174.47	HQO5-4824AB	550	93	\$166.57	HQC5-4824S	550	150	\$266.51	HQC5-4824AB	550	132	\$238.28

20-GAUGE SHELVING UNITS

Size W x D x H	Product No.	Cap (lbs.)	Wt. (lbs.)	Price Ea.	Product No.	Cap (lbs.)	Wt. (lbs.)	Price Ea.	Product No.	Cap (lbs.)	Wt. (lbs.)	Price Ea.	Product No.	Cap (lbs.)	Wt. (lbs.)	Price Ea.
OPEN STYLE STARTER - 5 SHELVES				OPEN STYLE ADDER -- 5 SHELVES				CLOSED STYLE STARTER - 5 SHELVES				CLOSED STYLE ADDER -- 5 SHELVES				
36 x 12 x 87"	HQOH5-3612S	1000	69	\$120.83	HQOH5-3612AB	1000	62	\$112.36	HQCH5-3612S	1000	95	\$175.60	HQCH5-3612AB	1000	85	\$159.23
36 x 18 x 87"	HQOH5-3618S	850	81	\$140.60	HQOH5-3618AB	850	75	\$132.13	HQCH5-3618S	850	116	\$208.92	HQCH5-3618AB	850	101	\$185.77
36 x 24 x 87"	HQOH5-3624S	800	94	\$160.36	HQOH5-3624AB	800	87	\$151.89	HQCH5-3624S	800	135	\$238.84	HQCH5-3624AB	800	117	\$210.61
48 x 12 x 87"	HQOH5-4812S	650	81	\$146.24	HQOH5-4812AB	650	75	\$138.34	HQCH5-4812S	650	116	\$214.56	HQCH5-4812AB	650	106	\$198.19
48 x 18 x 87"	HQOH5-4818S	550	97	\$168.83	HQOH5-4818AB	550	91	\$160.92	HQCH5-4818S	550	140	\$250.70	HQCH5-4818AB	550	126	\$227.55
48 x 24 x 87"	HQOH5-4824S	550	113	\$191.41	HQOH5-4824AB	550	107	\$183.51	HQCH5-4824S	550	163	\$283.45	HQCH5-4824AB	550	145	\$255.22

22-GAUGE EXTRA SHELVES

Product No.	Size W x D	Cap (lbs.)	Wt. (lbs.)	Price Ea.
HQ2-3612	36 x 12"	750	7	\$12.99
HQ2-3618	36 x 18"	750	9	16.37
HQ2-3624	36 x 24"	700	11	19.76
HQ2-4812	48 x 12"	600	9	16.37
HQ2-4818	48 x 18"	600	11	20.89
HQ2-4824	48 x 24"	550	14	25.41

20-GAUGE EXTRA SHELVES

Product No.	Size W x D	Cap (lbs.)	Wt. (lbs.)	Price Ea.
HQ-3612	36 x 12"	1000	8	\$14.68
HQ-3618	36 x 18"	850	11	18.63
HQ-3624	36 x 24"	800	13	22.59
HQ-4812	48 x 12"	650	10	19.76
HQ-4818	48 x 18"	550	14	24.28
HQ-4824	48 x 24"	550	17	28.80

ACCESSORIES



Hinged Door Kit Locking Door fits 36"W units only.



Sliding Shelf Dividers Built-in label holder on the front tab.



Steel Shelf Box Drawer sides are slotted in 1" increments for drawer divider (one included). Order one pair of Shelf Box Guides for each shelf box.

Product No.	Description	Wt. (lbs.)	Price Ea.
HHD-3687RD	Hinged Doors & Frame; 36W x 87"H	63	\$200.45
HBX-512	Shelf Box; 5/8W x 11D x 4 1/2"H	3	8.64
HBX-518	Shelf Box; 5/8W x 17D x 4 1/2"H	3	9.99
HBX-812	Shelf Box; 8/8W x 11D x 4 1/2"H	4	10.28
HBX-818	Shelf Box; 8/8W x 17D x 4 1/2"H	4	12.42
HBXG-12	1 Pair 12"D Shelf Box Guides	1	6.61
HBXG-18	1 Pair 18"D Shelf Box Guides	1	7.28
HSD-1260	Adj. Sliding Shelf Divider 12D x 6"H	1	5.70
HSD-1860	Adj. Sliding Shelf Divider 18D x 6"H	2	7.00
HSD-2460	Adj. Sliding Shelf Divider 24D x 6"H	2	7.79

QUALITY STORAGE SHELVING



Designed to
be **THE MOST**
ECONOMICAL STORAGE

PARENT

Industrial Shelving

- 20 ga. construction for affordable and durable use.
- Assembles easily and quickly.

Designed to be the most economical and dependable storage for your factory, warehouse or office stockrooms. Stands up to heavy loads and daily hard use. Ideal for packages, parts, supplies, tools, or inventory. Handsome gray polyester finish. Shipped K.D. FOB Shipping Point.

Heavy Duty Industrial Shelving

- 18 ga. construction for extra heavy loads.
- Built for rugged storage use.

For extra-heavy loads, this shelving does the job. Thick 18 ga. construction affords superior supporting power. Perfect for heavy dies, castings, power tools, liquids, and more. Assembles easily and quickly. Handsome gray polyester finish. Shipped K.D. FOB Shipping Point.

18 GA. OPEN SHELVING

Starting Units				Add-On Units			
Size W x D x H	No. Shelves	Product No.	Wt. (lbs.)	Price Ea.	Product No.	Wt. (lbs.)	Price Ea.
36 x 12 x 87"	5	HCS-535-12/18	69.0	\$106.22	HCA-535-12/18	68.0	\$102.62
36 x 18 x 87"	5	HCS-535-18/18	84.0	126.77	HCA-535-18/18	83.5	122.57
36 x 24 x 87"	5	HCS-535-24/18	101.0	147.50	HCA-535-24/18	99.0	142.97
36 x 12 x 87"	6	HCS-635-12/18	77.0	118.65	HCA-635-12/18	77.0	115.05
36 x 18 x 87"	6	HCS-635-18/18	96.0	143.07	HCA-635-18/18	94.5	138.88
36 x 24 x 87"	6	HCS-635-24/18	115.0	167.83	HCA-635-24/18	113.0	163.27
36 x 12 x 87"	7	HCS-735-12/18	85.0	131.08	HCA-735-12/18	84.5	127.47
36 x 18 x 87"	7	HCS-735-18/18	107.0	159.38	HCA-735-18/18	105.5	155.19
36 x 24 x 87"	7	HCS-735-24/18	129.0	188.14	HCA-735-24/18	127.0	183.58
36 x 12 x 87"	8	HCS-835-12/18	93.0	143.50	HCA-835-12/18	92.0	139.89
36 x 18 x 87"	8	HCS-835-18/18	118.0	175.68	HCA-835-18/18	116.5	171.47
36 x 24 x 87"	8	HCS-835-24/18	143.0	208.44	HCA-835-24/18	141.0	203.92
48 x 12 x 87"	5	HCS-547-12/18	79.5	127.45	HCA-547-12/18	78.5	123.83
48 x 18 x 87"	5	HCS-547-18/18	110.5	158.28	HCA-547-18/18	109.0	154.08
48 x 24 x 87"	5	HCS-547-24/18	126.5	185.56	HCA-547-24/18	124.5	181.03
48 x 12 x 87"	6	HCS-647-12/18	89.5	143.90	HCA-647-12/18	88.5	140.30
48 x 18 x 87"	6	HCS-647-18/18	126.5	180.67	HCA-647-18/18	125.0	176.47
48 x 24 x 87"	6	HCS-647-24/18	145.5	213.28	HCA-647-24/18	143.5	208.73
48 x 12 x 87"	7	HCS-747-12/18	99.5	160.36	HCA-747-12/18	98.5	156.76
48 x 18 x 87"	7	HCS-747-18/18	142.5	203.08	HCA-747-18/18	141.0	198.88
48 x 24 x 87"	7	HCS-747-24/18	164.5	241.78	HCA-747-24/18	162.5	236.44
48 x 12 x 87"	8	HCS-847-12/18	109.5	176.83	HCA-847-12/18	108.5	173.23
48 x 18 x 87"	8	HCS-847-18/18	158.5	225.45	HCA-847-18/18	157.0	221.27
48 x 24 x 87"	8	HCS-847-24/18	183.5	268.71	HCA-847-24/18	181.5	264.15

18 GA. CLOSED SHELVING

Starting Units				Add-On Units			
Size W x D x H	No. Shelves	Product No.	Wt. (lbs.)	Price Ea.	Product No.	Wt. (lbs.)	Price Ea.
36 x 12 x 87"	5	HCS-536-12/18	102.0	\$158.23	HCA-536-12/18	95.0	\$144.71
36 x 18 x 87"	5	HCS-536-18/18	126.0	187.87	HCA-536-18/18	114.5	169.21
36 x 24 x 87"	5	HCS-536-24/18	148.0	218.39	HCA-536-24/18	133.0	194.49
36 x 12 x 87"	6	HCS-636-12/18	110.0	170.64	HCA-636-12/18	103.0	157.13
36 x 18 x 87"	6	HCS-636-18/18	137.0	204.17	HCA-636-18/18	125.5	185.51
36 x 24 x 87"	6	HCS-636-24/18	162.0	238.69	HCA-636-24/18	147.0	214.80
36 x 12 x 87"	7	HCS-736-12/18	118.0	183.07	HCA-736-12/18	110.0	169.55
36 x 18 x 87"	7	HCS-736-18/18	148.0	220.45	HCA-736-18/18	136.5	201.81
36 x 24 x 87"	7	HCS-736-24/18	176.0	259.00	HCA-736-24/18	161.0	235.11
36 x 12 x 87"	8	HCS-836-12/18	126.0	195.52	HCA-836-12/18	119.0	181.98
36 x 18 x 87"	8	HCS-836-18/18	159.0	236.77	HCA-836-18/18	147.5	218.11
36 x 24 x 87"	8	HCS-836-24/18	190.0	279.30	HCA-836-24/18	175.0	255.43
48 x 12 x 87"	5	HCS-548-12/18	120.5	192.86	HCA-548-12/18	113.5	179.34
48 x 18 x 87"	5	HCS-548-18/18	159.5	232.78	HCA-548-18/18	148.0	214.13
48 x 24 x 87"	5	HCS-548-24/18	181.5	269.85	HCA-548-24/18	166.5	245.96
48 x 12 x 87"	6	HCS-648-12/18	130.5	209.32	HCA-648-12/18	123.5	194.47
48 x 18 x 87"	6	HCS-648-18/18	175.5	255.18	HCA-648-18/18	164.0	236.53
48 x 24 x 87"	6	HCS-648-24/18	200.5	297.56	HCA-648-24/18	185.5	273.67
48 x 12 x 87"	7	HCS-748-12/18	140.5	225.79	HCA-748-12/18	133.5	212.25
48 x 18 x 87"	7	HCS-748-18/18	191.5	277.57	HCA-748-18/18	180.0	258.92
48 x 24 x 87"	7	HCS-748-24/18	219.5	325.27	HCA-748-24/18	204.5	301.38
48 x 12 x 87"	8	HCS-848-12/18	150.5	242.25	HCA-848-12/18	143.5	228.72
48 x 18 x 87"	8	HCS-848-18/18	207.5	299.97	HCA-848-18/18	196.0	281.31
48 x 24 x 87"	8	HCS-848-24/18	238.5	352.98	HCA-848-24/18	223.5	329.09

20 GA. OPEN SHELVING

Starting Units				Add-On Units			
Size W x D x H	No. Shelves	Product No.	Wt. (lbs.)	Price Ea.	Product No.	Wt. (lbs.)	Price Ea.
36 x 12 x 87"	5	HCS-535-12	61.5	\$93.93	HCA-535-12	60.5	\$90.33
36 x 18 x 87"	5	HCS-535-18	75.0	109.41	HCA-535-18	73.5	105.21
36 x 24 x 87"	5	HCS-535-24	88.5	124.79	HCA-535-24	86.5	120.21
36 x 12 x 87"	6	HCS-635-12	68.0	103.91	HCA-635-12	68.0	100.28
36 x 18 x 87"	6	HCS-635-18	84.0	122.24	HCA-635-18	82.5	118.04
36 x 24 x 87"	6	HCS-635-24	100.0	140.56	HCA-635-24	98.0	136.01
36 x 12 x 87"	7	HCS-735-12	74.5	113.86	HCA-735-12	73.5	110.27
36 x 18 x 87"	7	HCS-735-18	93.0	135.06	HCA-735-18	91.5	130.87
36 x 24 x 87"	7	HCS-735-24	111.5	156.33	HCA-735-24	109.5	151.79
36 x 12 x 87"	8	HCS-835-12	81.0	123.83	HCA-835-12	80.0	120.23
36 x 18 x 87"	8	HCS-835-18	102.0	147.88	HCA-835-18	100.5	143.63
36 x 24 x 87"	8	HCS-835-24	123.0	172.10	HCA-835-24	121.0	167.55
48 x 12 x 87"	5	HCS-547-12	72.0	107.27	HCA-547-12	71.0	103.66
48 x 18 x 87"	5	HCS-547-18	88.0	126.74	HCA-547-18	86.5	122.55
48 x 24 x 87"	5	HCS-547-24	106.5	148.96	HCA-547-24	104.5	144.40
48 x 12 x 87"	6	HCS-647-12	80.5	119.69	HCA-647-12	79.5	116.09
48 x 18 x 87"	6	HCS-647-18	99.5	142.84	HCA-647-18	98.0	138.64
48 x 24 x 87"	6	HCS-647-24	121.5	169.33	HCA-647-24	119.5	164.79
48 x 12 x 87"	7	HCS-747-12	89.0	132.12	HCA-747-12	88.0	128.51
48 x 18 x 87"	7	HCS-747-18	111.0	158.92	HCA-747-18	109.5	154.74
48 x 24 x 87"	7	HCS-747-24	136.5	189.73	HCA-747-24	134.5	185.20
48 x 12 x 87"	8	HCS-847-12	97.5	144.55	HCA-847-12	96.5	140.93
48 x 18 x 87"	8	HCS-847-18	122.5	175.02	HCA-847-18	121.0	170.81
48 x 24 x 87"	8	HCS-847-24	151.5	210.13	HCA-847-24	149.5	205.59

20 GA. CLOSED SHELVING

Starting Units				Add-On Units			
Size W x D x H	No. Shelves	Product No.	Wt. (lbs.)	Price Ea.	Product No.	Wt. (lbs.)	Price Ea.
36 x 12 x 87"	5	HCS-536-12	94.5	\$145.94	HCA-536-12	87.5	\$132.42
36 x 18 x 87"	5	HCS-536-18	116.0	170.51	HCA-536-18	104.5	151.85
36 x 24 x 87"	5	HCS-536-24	135.5	195.67	HCA-536-24	120.5	171.78
36 x 12 x 87"	6	HCS-636-12	101.0	172.28	HCA-636-12	94.0	142.39
36 x 18 x 87"	6	HCS-636-18	125.0	183.33	HCA-636-18	113.5	164.67
36 x 24 x 87"	6	HCS-636-24	147.0	211.42	HCA-636-24	132.0	187.54
36 x 12 x 87"	7	HCS-736-12	107.5	165.88	HCA-736-12	100.5	152.35
36 x 18 x 87"	7	HCS-736-18	134.0	196.15	HCA-736-18	122.5	177.50
36 x 24 x 87"	7	HCS-736-24	158.5	227.19	HCA-736-24	143.5	203.32
36 x 12 x 87"	8	HCS-836-12	114.0	175.85	HCA-836-12	107.0	162.32
36 x 18 x 87"	8	HCS-836-18	143.0	208.97	HCA-836-18	131.5	190.33
36 x 24 x 87"	8	HCS-836-24	170.0	242.97	HCA-836-24	155.0	219.09
48 x 12 x 87"	5	HCS-548-12	113.0	172.67	HCA-548-12	106.0	159.17
48 x 18 x 87"	5	HCS-548-18	137.0	201.26	HCA-548-18	125.5	182.60
48 x 24 x 87"	5	HCS-548-24	161.5	233.24	HCA-548-24	146.5	209.34
48 x 12 x 87"	6	HCS-648-12	121.5	185.12	HCA-648-12	114.5	171.60
48 x 18 x 87"	6	HCS-648-18	148.5	217.34	HCA-648-18	137.0	198.68
48 x 24 x 87"	6	HCS-648-24	176.5	253.62	HCA-648-24	161.5	229.75
48 x 12 x 87"	7	HCS-748-12	130.0	197.54	HCA-748-12	123.0	184.02
48 x 18 x 87"	7	HCS-748-18	160.0	233.43	HCA-748-18	148.5	214.77
48 x 24 x 87"	7	HCS-748-24	191.5	274.02	HCA-748-24	176.5	250.13
48 x 12 x 87"	8	HCS-848-12	138.5	209.96	HCA-848-12	131.5	196.44
48 x 18 x 87"	8	HCS-848-18	171.5	249.51	HCA-848-18	160.0	230.86
48 x 24 x 87"	8	HCS-848-24	206.5	294.40	HCA-848-24	191.5	270.53

BULK RACKS & SHELVING

RUGGED, sturdy and safe storage.

Parent Metal PRODUCTS BULK RACKS

- Economical, dependable storage for large bulky items.
- Features access from all four sides.

Rugged, sturdy and safe storage. Beams adjust on 1/2" centers. All components are 14 ga. Beams easily snap into posts as shown. Post and beams are Gray polyester finish. All units priced with 4 levels. Other sizes and configurations are available -- consult dealer. Particle board decking is also available from any lumberyard or home center. Unit is shown with galvanized steel decking. FOB Shipping Point.



STANDARD DUTY W/O STEEL DECKING			STANDARD DUTY WITH STEEL DECKING				
Size W x D x H	Cap Per Level (lbs.)	Product No.	Wt. (lbs.)	Price Ea.	Product No.	Wt. (lbs.)	Price Ea.
60 x 24 x 84"	1200	HSRA-4524	81	\$136.64	HSRA-4524-SD	145.0	\$197.14
60 x 30 x 84"	1200	HSRA-4530	87	141.68	HSRA-4530-SD	171.0	224.13
60 x 36 x 84"	1200	HSRA-4536	93	148.74	HSRA-4536-SD	189.0	239.49
60 x 48 x 84"	1200	HSRA-4548	104	163.87	HSRA-4548-SD	232.0	284.88
72 x 24 x 84"	1000	HSRA-4624	89	148.73	HSRA-4624-SD	169.0	214.38
72 x 30 x 84"	1000	HSRA-4630	97	155.80	HSRA-4630-SD	193.0	248.97
72 x 36 x 84"	1000	HSRA-4636	101	160.85	HSRA-4636-SD	221.0	259.31
72 x 48 x 84"	1000	HSRA-4648	112	175.59	HSRA-4648-SD	272.0	306.89
96 x 24 x 84"	620	HSRA-4824	104	168.91	HSRA-4824-SD	208.0	256.34
96 x 30 x 84"	620	HSRA-4830	110	173.94	HSRA-4830-SD	242.0	292.69
96 x 36 x 84"	620	HSRA-4836	116	181.02	HSRA-4836-SD	272.0	312.61
96 x 48 x 84"	620	HSRA-4848	143	196.14	HSRA-4848-SD	351.0	371.00

HBTP Tie Plates for continuous rows (set of 4) Price Per Set \$3.32



Super Duty 14 GAUGE SHELVING

- 14 gauge shelves are 2"H.
- Ideal for storing heavy dies, hardware, kegs, castings or other bulk items.

Here's superior performance shelving for extra-tough storage use. Thick 14 ga. shelves holds those big loads easily and safely. Posts are 2" x 2" x 11 ga. angles punched on 1" centers. All units standard with four shelves. Gray finish. FOB Shipping Point .

Product No.	Capacity (lbs.)	Overall Size W x D x H	Wt. (lbs.)	Price Ea.
HXR4818-6	1750	48 x 18 x 72"	192	\$238.53
HXR4824-6	1750	48 x 24 x 72"	216	265.20
HXR6018-6	1500	60 x 18 x 72"	224	270.74
HXR6024-6	1500	60 x 24 x 72"	260	315.25
HXR4818-8	1750	48 x 18 x 96"	204	254.63
HXR4824-8	1750	48 x 24 x 96"	228	281.31
HXR6018-8	1500	60 x 18 x 96"	236	286.84
HXR6024-8	1500	60 x 24 x 96"	272	331.36
EXTRA SHELVES				
HXS4818	1750	48 x 18"	39	49.06
HXS4824	1750	48 x 24"	45	55.95
HXS6018	1500	60 x 18"	47	57.11
HXS6024	1500	60 x 24"	56	68.24

INDUSTRIAL BOLTLESS SHELVING



Industrial Boltless Shelving

- Designed for fast, easy “boltless” assembly.
- Features access from all 4 sides without any cross bracing.

Industrial Boltless Shelving provides strong supporting power with time-saving assembly. Steel shelves just drop into place – complete with 4 shelves per unit. Components snap together without any nuts, bolts or clips. Post and beams are 14 ga. with Gray polyester finish. Beams adjust on 1.5” centers. All units 72”H. so top shelf is accessible. FOB Shipping Point.



INDUSTRIAL BOLTLESS SHELVING -- STANDARD DUTY SINGLE RIVET				
Product No.	Size W x D x H	Cap. Shelf (lbs.)	Wt. (lbs.)	Price Ea.
HSRB-4318-SH	36 x 18 x 72"	600	83	\$120.28
HSRB-4324-SH	36 x 24 x 72"	600	96	134.62
HSRB-4330-SH	36 x 30 x 72"	600	125	176.48
HSRB-4418-SH	48 x 18 x 72"	500	97	139.30
HSRB-4424-SH	48 x 24 x 72"	500	116	158.87
HSRB-4430-SH	48 x 30 x 72"	500	154	196.52


INDUSTRIAL BOLTLESS SHELVING -- HEAVY DUTY DOUBLE RIVET				
Product No.	Size W x D x H	Cap. Shelf (lbs.)	Wt. (lbs.)	Price Ea.
HSRA-4318-SH	36 x 18 x 72"	1200	88	130.75
HSRA-4324-SH	36 x 24 x 72"	1200	102	145.86
HSRA-4330-SH	36 x 30 x 72"	1200	132	188.00
HSRA-4418-SH	48 x 18 x 72"	1000	106	151.72
HSRA-4424-SH	48 x 24 x 72"	1000	123	172.07
HSRA-4430-SH	48 x 30 x 72"	1000	163	209.99

Pre-Assembled Bin Units

- Organize and store parts, supplies or tools for instant selection.
- Ideal for organizing bench tops or as under counter unit.

These set-up bins arrive ready for use – just stack and bolt together, or use individually. Built from 20 ga. shelves and dividers with rolled front edges that adjust on 1" centers. Photo shows most popular combinations. FOB Shipping Point.

PRE-ASSEMBLED BIN UNITS				
Product No.	Size W x D x H	Bin Configurations	Wt. (lbs.)	Price Ea.
HBIN-361206	36 x 12 x 37.25"	6 bins -- 18"W. x 12"H.	51	\$137.07
HBIN-361209	36 x 12 x 37.25"	9 bins -- 12"W. x 12"H.	55	154.60
HBIN-361212	36 x 12 x 37.25"	12 bins -- 9"W. x 12"H.	60	172.14
HBIN-361224	36 x 12 x 37.25"	24 bins -- 9"W. x 6"H.	84	236.86
HBIN-361236	36 x 12 x 37.25"	36 bins -- 6"W. x 6"H.	96	295.59
HBIN-361806	36 x 18 x 37.25"	6 bins -- 18"W. x 12"H.	66	163.94
HBIN-361809	36 x 18 x 37.25"	9 bins -- 12"W. x 12"H.	72	190.36
HBIN-361812	36 x 18 x 37.25"	12 bins -- 9"W. x 12"H.	78	216.92
HBIN-361824	36 x 18 x 37.25"	24 bins -- 9"W. x 6"H.	105	291.71
HBIN-361836	36 x 18 x 37.25"	36 bins -- 6"W. x 6"H.	117	368.81



INDUSTRIAL SHELVING

LYON®



Box "W" Shelves... found on 22 ga. medium duty 600 lb. capacity. 20 ga. heavy duty 800 lb. capacity



Heavy Duty 36" Wide Industrial Shelving

- Rugged construction features stand up to abuse in high-activity areas.
- Shelf clips fit quickly into post to lock shelves firmly in place without tools.
- Meets varying capacity requirements by assembling mixed or matched sections of the same depth and height.

Pre-engineered sections 36"W. x 84"H. and features lapped and welded shelf corners for additional strength and durability. Upright posts are roll formed "T" members that allow shelves to adjust on 1/2" centers. FOB Shipping Point.

EXTRA SHELVES 36" WIDE			
22 GA. BOX W			
Product No.	Depth	Wt. (lbs.)	Price Ea.
H8560M-1	12"	7.2	\$17.76
H8561M-1	18"	9.8	19.97
H8562M-1	24"	12.5	25.11
20 GA. BOX W			
H8560H-1	12"	8.2	19.47
H8561H-1	18"	11.2	23.90
H8562H-1	24"	14.2	30.79

22 GA. 36" WIDE OPEN SHELVING -- 600 LB. CAPACITY PER SHELF*						22 GA. 36" WIDE CLOSED SHELVING -- 600 LB. CAPACITY PER SHELF*						
STARTERS			ADD-ONS			STARTERS			ADD-ONS			
Depth	Product No.	Wt. (lbs.)	Price Ea.	Product No.	Wt. (lbs.)	Price Ea.	Product No.	Wt. (lbs.)	Price Ea.	Product No.	Wt. (lbs.)	Price Ea.
12"	H8005SM	72.5	\$176.64	H8005M	55.5	\$134.36	H8037SM	111.5	\$245.76	H8037M	87.5	\$189.14
18"	H8006SM	83.2	197.90	H8006M	65.6	154.36	H8038SM	127.0	272.86	H8038M	100.0	212.07
24"	H8007SM	93.5	225.04	H8007M	75.5	180.26	H8039SM	145.3	308.86	H8039M	113.9	242.40
20 GA. 36" WIDE OPEN SHELVING -- 800 LB. CAPACITY PER SHELF*						20 GA. 36" WIDE CLOSED SHELVING -- 800 LB. CAPACITY PER SHELF*						
12"	H8005SH	77.5	195.21	H8005H	60.5	152.93	H8037SH	116.5	264.33	H8037H	92.5	207.71
18"	H8006SH	90.2	220.21	H8006H	72.6	176.69	H8038SH	134.0	295.19	H8038H	107.0	234.40
24"	H8007SH	102.0	251.64	H8007H	84.0	206.86	H8039SH	153.8	335.47	H8039H	122.4	269.00

*Capacities are based on evenly distributed loads.

Yields **MORE SHELF SPACE** for long, unwieldy items.

Industrial Shelving 48" WIDE

- Yields more shelf space for long, unwieldy items.
- Features a full 600 lb. capacity per shelf.
- Integrates with comparable depth 36"W. shelving.

Same rugged and durable features as the 36" wide shelving, but yields more shelf space for long, unwieldy items and offers more flexibility for storing packaged stock. FOB Shipping Point.



20 GA. EXTRA SHELVES 48" WIDE				20 GA. 48" OPEN SHELVING-600 LB CAPACITY PER SHELF*						20 GA. 48" CLOSED SHELVING-600 LB CAPACITY PER SHELF*						
				STARTERS			ADD-ONS			STARTERS			ADD-ONS			
Product No.	Depth	Wt. (lbs.)	Price Ea.	Depth	Product No.	Wt. (lbs.)	Price Ea.	Product No.	Wt. (lbs.)	Price Ea.	Product No.	Wt. (lbs.)	Price Ea.	Product No.	Wt. (lbs.)	Price Ea.
H8300H-1	12"	11.7	\$28.69	12"	H8340SH	91.2	\$223.11	H8340H	74.2	\$180.83	H8334SH	135.2	\$306.69	H8334H	111.2	\$250.07
H8301H-1	18"	14.3	37.54	18"	H8341SH	106.9	259.19	H8341H	89.3	215.64	H8335SH	155.7	348.61	H8335H	128.7	287.83
H8302H-1	24"	18.6	45.40	24"	H8342SH	125.2	295.43	H8342H	107.2	250.64	H8336SH	182.0	393.71	H8336H	150.6	327.26

*Capacities are based on evenly distributed loads. Maximum load capacity 8000 lbs. per section.

BULK STORAGE RACKS



Pre-Engineered Bulk Storage Racks

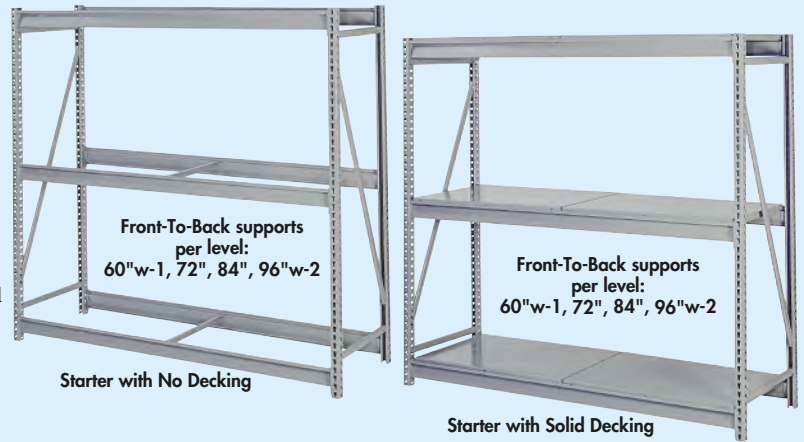
Designed for the hand-loading of intermediate weight bulky items. In addition to strong storing cartoned merchandise, it can be used for display racking. Heavy-duty 14 ga. steel beams included. Racking is stocked in Dove Gray, Putty and Wedgewood Blue -- please specify. FOB Shipping Point.

Solid Decking - Features Heavy-Duty Industrial Shelves for a smooth uninterrupted decking surface.


Heavy-Duty Waterfall Wire Decking - Featuring 4" x 2" wire mesh with heavy gauge welded channels for added strength and a 1 1/4" waterfall along both front and rear edge. Frost Gray in color.

Particle Board Decking - Durable, 3/8" thick particle board decking.

Ribbed Decking - Versatile 20 ga. ribbed decking. Ribs allow for space to grab packages easily and prevent pinched fingers.



Note: In the interest of safety, Lyon strongly recommends that racks that are 72" or higher be floor and/or wall anchored.



BULK STORAGE RACKS																																																																																																															
Size W x D	Cap./Beam Pair (lbs.)	72"H. STARTER UNIT			72"H. / 3 LEVELS			72"H. ADD-ON UNIT			84"H. STARTER UNIT			84"H. / 3 LEVELS			84"H. ADD-ON UNIT																																																																																														
		Product No.	Wt. (lbs.)	Price Ea.	Product No.	Wt. (lbs.)	Price Ea.	Product No.	Wt. (lbs.)	Price Ea.	Product No.	Wt. (lbs.)	Price Ea.	Product No.	Wt. (lbs.)	Price Ea.	Product No.	Wt. (lbs.)	Price Ea.																																																																																												
													NO DECK						NO DECK																																																																																												
72 x 24"	1900	H67311S	107	\$302.14	H67311	90	\$246.43	H67321S	113	\$315.43	H67321	92	\$253.07	72 x 24"	1900	H67312S	111	308.71	H67312	93	251.33	H67322S	116	321.64	H67322	95	257.79	72 x 36"	1900	H67313S	117	316.43	H67313	97	256.69	H67323S	132	333.50	H67323	100	265.21	72 x 48"	1900	H67315S	125	333.36	H67315	104	270.71	H67325S	131	349.43	H67325	107	278.76	84 x 24"	1775	H67411S	116	312.21	H67411	99	256.50	H67421S	122	325.50	H67421	101	263.14	84 x 30"	1775	H67412S	119	318.79	H67412	102	261.40	H67422S	125	331.71	H67422	104	267.86	84 x 36"	1775	H67413S	126	326.50	H67413	106	266.76	H67423S	132	343.57	H67423	109	275.29	84 x 48"	1775	H67415S	134	343.43	H67415	113	280.79	H67425S	140	359.50	H67425	116	288.83
													SOLID DECK						SOLID DECK																																																																																												
72 x 24"	1900	H67311SD	184	\$478.11	H67311D	166	\$422.40	H67321SD	189	\$491.40	H67321D	168	\$429.04	72 x 36"	1900	H67313SD	236	584.76	H67313D	216	525.00	H67323SD	242	601.83	H67323D	176	533.54	72 x 48"	1900	H67315SD	284	701.00	H67315D	263	638.36	H67325SD	283	717.07	H67325D	266	646.40	84 x 24"	1775	H67411SD	215	540.76	H67411D	197	485.04	H67421SD	220	554.04	H67421D	200	491.69	84 x 36"	1775	H67413SD	270	653.21	H67413D	250	593.47	H67423SD	276	670.29	H67423D	253	602.00	84 x 48"	1775	H67415SD	328	797.11	H67415D	307	734.47	H67425SD	334	813.19	H67425D	310	742.50																												
													RIBBED DECK						RIBBED DECK																																																																																												
72 x 24"	1900	H67311SR	176	\$458.57	H67311R	258	\$402.86	H67321SR	181	\$471.86	H67321R	161	\$409.50	72 x 30"	1900	H67312SR	195	487.21	H67312R	177	429.83	H67322SR	200	500.14	H67322R	179	436.29	72 x 36"	1900	H67313SR	216	531.79	H67313R	196	472.04	H67323SR	231	548.86	H67323R	199	480.57	72 x 48"	1900	H67315SR	250	619.00	H67315R	229	556.36	H67325SR	255	635.07	H67325R	231	564.40	84 x 24"	1775	H67411SR	198	515.57	H67411R	180	459.86	H67421SR	203	528.86	H67421R	183	466.50	84 x 30"	1775	H67412SR	220	551.61	H67412R	201	494.21	H67422SR	225	564.54	H67422R	204	500.69	84 x 36"	1775	H67413SR	244	580.54	H67413R	224	520.79	H67423SR	250	597.61	H67423R	227	529.33	84 x 48"	1775	H67415SR	285	676.76	H67415R	264	614.11	H67425SR	291	692.83	H67425R	267	622.14
													H.D. WATERFALL WIRE DECK						H.D. WATERFALL WIRE DECK																																																																																												
72 x 24"	1900	H67311SW	182	\$451.71	H67311W	165	\$396.00	H67321SW	188	\$465.00	H67321W	167	\$402.64	72 x 30"	1900	H67312SW	204	476.29	H67312W	186	418.90	H67322SW	209	489.21	H67322W	188	425.36	72 x 36"	1900	H67313SW	228	522.79	H67313W	208	463.04	H67323SW	243	539.86	H67323W	211	471.57	72 x 48"	1900	H67315SW	274	581.50	H67315W	253	518.86	H67325SW	279	597.57	H67325W	255	526.90	84 x 24"	1775	H67411SW	205	514.71	H67411W	187	459.00	H67421SW	210	528.00	H67421W	190	465.64	84 x 30"	1775	H67412SW	230	544.00	H67412W	211	486.61	H67422SW	235	556.93	H67422W	214	493.07	84 x 36"	1775	H67413SW	257	604.97	H67413W	237	545.21	H67423SW	263	622.04	H67423W	240	553.76	84 x 48"	1775	H67415SW	307	675.79	H67415W	286	613.14	H67425SW	313	691.86	H67425W	289	621.19
													PARTICLE BOARD DECK						PARTICLE BOARD DECK																																																																																												
72 x 24"	1900	H67311SP	192	\$386.04	H67311P	174	\$330.33	H67321SP	197	\$399.33	H67321P	177	\$336.97	72 x 36"	1900	H67313SP	244	432.57	H67313P	224	372.83	H67323SP	250	449.64	H67323P	227	381.36	72 x 48"	1900	H67315SP	293	482.29	H67315P	272	419.64	H67325SP	299	498.36	H67325P	275	427.69																																																																						

OPEN SHELVING



Open Shelving

- Perfect for storage of supplies, tools, bins, equipment, gear, products, canisters, boxed, etc.

Shelves are box formed at front and back allowing high capacity storage with minimal deflection. Sides of shelves are triple flanged adding to shelf strength. Compression shelf clips improve overall unit capacity. Posts are punched to allow shelves to be adjusted top to bottom at 1-1/2" on center. Beaded front posts allow use of full shelf width and are common between adjoining units reducing assembly and installation time as well as reducing cost. Angle back posts can be bolted together when joining units side-by-side or back-to-back. Side and back sway braces eliminate unit sway providing a safe storage solution. FOB Shipping Point.

Starter Units Include: Two front beaded posts, two angle back posts, one pair of back sway braces, two pair of side sway braces and shelves with shelf clips applicable to unit ordered.

Adder Units Include: One front beaded post, two angle back posts, one pair of back sway braces, one pair of side sway braces and shelves with shelf clips applicable to unit ordered.

OPEN SHELVING												
Shelf Type	Size W x D x H	Shelf Capacity*	5-SHELF UNIT			6-SHELF UNIT			8-SHELF UNIT			
			Product No.	Wt. (lbs)	Price Ea.	Product No.	Wt. (lbs)	Price Ea.	Product No.	Wt. (lbs)	Price Ea.	
MEDIUM-DUTY												
Starter	36 x 12 x 87"	500*	H4510-12	95	\$117.72	H4511-12	102	\$129.59	H4513-12	115	\$153.32	
Adder	36 x 12 x 87"	500*	HA4510-12	81	99.31	HA4511-12	87	111.17	HA4513-12	100	134.91	
Starter	36 x 18 x 87"	500*	H4510-18	113	130.56	H4511-18	122	144.76	H4513-18	139	173.16	
Adder	36 x 18 x 87"	500*	HA4510-18	95	111.57	HA4511-18	103	125.76	HA4513-18	120	154.15	
Starter	36 x 24 x 87"	500*	H4510-24	131	146.19	H4511-24	141	163.35	H4513-24	163	197.67	
Adder	36 x 24 x 87"	500*	HA4510-24	109	126.79	HA4511-24	119	143.95	HA4513-24	141	178.25	
Starter	48 x 12 x 87"	375*	H4710-12	115	134.24	H4711-12	123	148.80	H4713-12	141	177.88	
Adder	48 x 12 x 87"	375*	HA4710-12	100	115.12	HA4711-12	109	129.67	HA4713-12	127	158.76	
Starter	48 x 18 x 87"	375*	H4710-18	135	154.65	H4711-18	146	173.03	H4713-18	169	209.79	
Adder	48 x 18 x 87"	375*	HA4710-18	116	134.91	HA4711-18	128	153.28	HA4713-18	151	190.04	
Starter	48 x 24 x 87"	350*	H4710-24	155	174.63	H4711-24	169	196.84	H4713-24	197	241.27	
Adder	48 x 24 x 87"	350*	HA4710-24	133	153.29	HA4711-24	147	176.68	HA4713-24	175	221.11	
HEAVY-DUTY												
Starter	36 x 12 x 87"	800*	H5510-12	102	127.09	H5511-12	110	140.01	H5513-12	125	165.85	
Adder	36 x 12 x 87"	800*	HA5510-12	87	107.40	HA5511-12	95	120.32	HA5513-12	110	146.16	
Starter	36 x 18 x 87"	800*	H5510-18	121	143.21	H5511-18	132	159.11	H5513-18	152	190.89	
Adder	36 x 18 x 87"	800*	HA5510-18	103	122.88	HA5511-18	113	138.77	HA5513-18	134	170.55	
Starter	36 x 24 x 87"	800*	H5510-24	141	158.88	H5511-24	154	177.75	H5513-24	180	215.44	
Adder	36 x 24 x 87"	800*	HA5510-24	119	138.12	HA5511-24	132	156.97	HA5513-24	158	194.68	
Starter	48 x 12 x 87"	400*	H5710-12	121	147.24	H5711-12	131	163.99	H5713-12	152	197.47	
Adder	48 x 12 x 87"	400*	HA5710-12	106	127.55	HA5711-12	117	144.28	HA5713-12	137	177.76	
Starter	48 x 18 x 87"	450*	H5710-18	144	181.36	H5711-18	158	204.67	H5713-18	184	251.29	
Adder	48 x 18 x 87"	450*	HA5710-18	126	161.03	HA5711-18	139	184.33	HA5713-18	166	230.95	
Starter	48 x 24 x 87"	500*	H5710-24	167	205.49	H5711-24	184	233.47	H5713-24	217	289.39	
Adder	48 x 24 x 87"	500*	HA5710-24	146	184.75	HA5711-24	162	212.69	HA5713-24	195	268.63	
EXTRA HEAVY-DUTY												
Starter	36 x 12 x 87"	1100*	H7510-12	115	144.19	H7511-12	125	161.36	H7513-12	146	195.68	
Adder	36 x 12 x 87"	1100*	HA7510-12	100	125.79	HA7511-12	110	142.95	HA7513-12	131	177.27	
Starter	36 x 18 x 87"	1200*	H7510-18	138	163.41	H7511-18	152	184.17	H7513-18	180	225.71	
Adder	36 x 18 x 87"	1200*	HA7510-18	120	144.41	HA7511-18	134	165.17	HA7513-18	161	206.69	
Starter	36 x 24 x 87"	1250*	H7510-24	163	185.37	H7511-24	180	210.36	H7513-24	214	260.36	
Adder	36 x 24 x 87"	1250*	HA7510-24	141	165.96	HA7511-24	158	190.95	HA7513-24	192	240.95	
Starter	48 x 12 x 87"	750*	H7710-12	138	169.56	H7711-12	152	191.59	H7713-12	179	235.64	
Adder	48 x 12 x 87"	750*	HA7710-12	123	151.15	HA7711-12	137	173.17	HA7713-12	164	217.24	
Starter	48 x 18 x 87"	900*	H7710-18	167	202.53	H7711-18	185	230.93	H7713-18	220	287.69	
Adder	48 x 18 x 87"	900*	HA7710-18	148	183.53	HA7711-18	166	211.92	HA7713-18	202	268.69	
Starter	48 x 24 x 87"	900*	H7710-24	195	233.61	H7711-24	218	268.05	H7713-24	262	336.95	
Adder	48 x 24 x 87"	900*	HA7710-24	174	214.20	HA7711-24	196	248.65	HA7713-24	240	317.55	

ADDITIONAL SHELVES												
Size W x D	Product No.	MEDIUM-DUTY			HEAVY-DUTY			EXTRA HEAVY-DUTY				
		Shelf Capacity*	Wt. (lbs)	Price Ea.	Product No.	Shelf Capacity*	Wt. (lbs)	Price Ea.	Product No.	Shelf Capacity*	Wt. (lbs)	Price Ea.
36 x 12"	H5135-3612	500	33	\$11.88	H5138-3612	800	39	\$12.93	H5139-3612	1100	52	\$17.17
36 x 18"	H5135-3618	500	43	14.21	H5138-3618	800	52	15.91	H5139-3618	1200	69	20.77
36 x 24"	H5135-3624	500	54	17.17	H5138-3624	800	64	18.87	H5139-3624	1250	86	25.00
48 x 12"	H5135-4812	375	45	14.89	H5138-4812	400	51	16.75	H5139-4812	750	68	22.04
48 x 18"	H5135-4818	375	58	18.81	H5138-4818	450	67	23.32	H5139-4818	900	90	28.40
48 x 24"	H5135-4824	350	71	22.72	H5138-4824	500	83	27.97	H5139-4824	900	111	34.45

* Shelf Capacity Includes 1.65 Safety Factor



Hallowell Hi-Tech Open-Type Industrial Grade Shelving Units



Open Shelving Features




Box Beam Adjustable Shelves



Box Formed Front and Back Shelf Edges



Angle Back Post



Beaded Front Post



Compression Shelf Clip

BOLTLESS SHELVING



Hallowell Rivetwell™ Shelving

An economical storage system that provides exceptional value and versatility. Accommodating applications from light to heavy duty. Rivetwell shelving is easy to assemble and expandable as needs change. Shelf levels are adjustable on 1/2" centers. No cross bracing allows access from all sides. Common T-posts between adjacent units. Attractive #729 Parchment powder coat finish. Decking sold separately. FOB Shipping Point.

Single Rivet Shelving

Single rivet shelving units are built using double rivet beams at top and bottom levels giving units a rigid frame and single rivet beams on intermediate levels maximizing vertical storage openings. FOB Shipping Point.



RIVETWELL™ SINGLE RIVET BOLTLESS SHELVING -- WITHOUT DECKING									
No. Of Shelves	Size W x D x H	Cap. (lbs.)	STARTER UNITS			ADDER UNITS			
			Product No.	Wt. (lbs.)	Price Ea.	Product No.	Wt. (lbs.)	Price Ea.	
5	36 x 12 x 84"	350	HSRS361284-5SP	43	\$71.03	HSRS361284-5AP	39	\$59.52	
5	36 x 18 x 84"	350	HSRS361884-5SP	45	73.88	HSRS361884-5AP	40	60.95	
5	36 x 24 x 84"	350	HSRS362484-5SP	47	75.72	HSRS362484-5AP	41	61.87	
6	36 x 12 x 84"	350	HSRS361284-6SP	46	75.89	HSRS361284-6AP	42	64.39	
6	36 x 18 x 84"	350	HSRS361884-6SP	48	78.76	HSRS361884-6AP	43	65.83	
6	36 x 24 x 84"	350	HSRS362484-6SP	50	80.59	HSRS362484-6AP	44	66.73	
7	36 x 12 x 84"	350	HSRS361284-7SP	49	80.77	HSRS361284-7AP	45	69.27	
7	36 x 18 x 84"	350	HSRS361884-7SP	51	83.63	HSRS361884-7AP	46	70.69	
7	36 x 24 x 84"	350	HSRS362484-7SP	53	85.47	HSRS362484-7AP	47	71.61	
8	36 x 12 x 84"	350	HSRS361284-8SP	52	85.65	HSRS361284-8AP	48	74.15	
8	36 x 18 x 84"	350	HSRS361884-8SP	55	88.52	HSRS361884-8AP	49	75.57	
8	36 x 24 x 84"	350	HSRS362484-8SP	57	90.35	HSRS362484-8AP	50	76.49	
5	48 x 12 x 84"	350	HSRS481284-5SP	49	78.49	HSRS481284-5AP	45	66.99	
5	48 x 18 x 84"	350	HSRS481884-5SP	51	81.36	HSRS481884-5AP	46	68.41	
5	48 x 24 x 84"	350	HSRS482484-5SP	53	83.20	HSRS482484-5AP	47	69.33	
6	48 x 12 x 84"	350	HSRS481284-6SP	53	84.24	HSRS481284-6AP	49	72.73	
6	48 x 18 x 84"	350	HSRS481884-6SP	55	87.11	HSRS481884-6AP	50	74.16	
6	48 x 24 x 84"	350	HSRS482484-6SP	57	88.95	HSRS482484-6AP	51	75.08	
7	48 x 12 x 84"	350	HSRS481284-7SP	57	89.99	HSRS481284-7AP	53	78.48	
7	48 x 18 x 84"	350	HSRS481884-7SP	60	92.85	HSRS481884-7AP	54	79.92	
7	48 x 24 x 84"	350	HSRS482484-7SP	62	94.69	HSRS482484-7AP	55	80.83	
8	48 x 12 x 84"	350	HSRS481284-8SP	62	95.73	HSRS481284-8AP	57	84.23	
8	48 x 18 x 84"	350	HSRS481884-8SP	64	98.60	HSRS481884-8AP	59	85.67	
8	48 x 24 x 84"	350	HSRS482484-8SP	66	100.43	HSRS482484-8AP	60	86.57	

Double Rivet Shelving

Similar to single rivet shelving, double rivet shelving uses double rivet beams at all levels providing increased rigidity and includes center supports for maximum shelf capacity. FOB Shipping Point.


RIVETWELL™ DOUBLE RIVET BOLTLESS SHELVING UNITS WITH CENTER SUPPORTS (DECKING NOT INCLUDED)									
No. Of Shelves	Size W x D x H	Cap. (lbs.)	STARTER UNITS			ADDER UNITS			
			Product No.	Wt. (lbs.)	Price Ea.	Product No.	Wt. (lbs.)	Price Ea.	
4	48 x 24 x 84"	1400	HDRHC482484-4S	70	\$109.63	HDRHC482484-4A	68	\$103.59	
4	48 x 36 x 84"	1220	HDRHC483684-4S	79	120.13	HDRHC483684-4A	77	114.11	
4	48 x 48 x 84"	1125	HDRHC484884-4S	94	135.28	HDRHC484884-4A	92	129.25	
4	72 x 24 x 84"	1000	HDRHC722484-4S	85	126.69	HDRHC722484-4A	83	120.67	
4	72 x 36 x 84"	1000	HDRHC723684-4S	94	137.21	HDRHC723684-4A	92	131.19	
4	72 x 48 x 84"	1000	HDRHC724884-4S	110	152.35	HDRHC724884-4A	108	146.33	
4	96 x 24 x 84"	620	HDRHC962484-4S	100	144.77	HDRHC962484-4A	98	138.75	
4	96 x 36 x 84"	620	HDRHC963684-4S	109	155.29	HDRHC963684-4A	107	149.27	
4	96 x 48 x 84"	620	HDRHC964884-4S	124	170.43	HDRHC964884-4A	122	164.41	



Hallowell Decking

Particle Board Decking is for use on Single and Double Rivet units and is Industrial Grade 1-M-2. EZ-Deck is 22 ga. galvanized formed steel. Multiple planks are used to achieve unit depth. EZ-Deck decking is for use on Double Rivet units ONLY, must be center supported for widths greater than 42". FOB Shipping Point.

5/8" HALLOWELL PARTICLE BOARD DECKING			
Size W x D	Product No.	Wt. (lbs.)	Price Ea.
36 x 12"	HHPB3612	7	\$3.96
36 x 18"	HHPB3618	10	5.93
36 x 24"	HHPB3624	13	7.91
42 x 15"	HHPB4215	10	5.76
42 x 30"	HHPB4230	19	11.52
48 x 12"	HHPB4812	9	5.28
48 x 18"	HHPB4818	13	7.91
48 x 24"	HHPB4824	18	10.53
48 x 36"	HHPB4836	26	15.80
48 x 48"	HHPB4848	35	21.05
69 x 15"	HHPB6915	16	9.88
69 x 30"	HHPB6930	32	19.73
72 x 24"	HHPB7224	26	15.80
72 x 36"	HHPB7236	39	23.68
72 x 48"	HHPB7248	53	31.57
96 x 24"	HHPB9624	35	21.05
96 x 36"	HHPB9636	52	31.57
96 x 48"	HHPB9648	70	42.09




Record Storage Shelving

Aids in record management by providing an organized solution to high density storage of standard size archive boxes. Decking and boxes sold separately. FOB Shipping Point.


RIVETWELL™ RECORD STORAGE 4 SHELF BOLTLESS SHELVING UNITS (BOXES AND DECKING NOT INCLUDED)									
Size W x D x H	Cap. (lbs.)	STARTER UNITS			ADDER UNITS				
		Product No.	Wt. (lbs.)	Price Ea.	Product No.	Wt. (lbs.)	Price Ea.		
42 x 15 x 84"	780	HRS421584-4SP	49	\$83.84	HRS421584-4AP	47	\$77.81		
42 x 30 x 84"	780	HRS423084-4SP	57	90.80	HRS423084-4AP	55	84.79		
69 x 15 x 84"	1050	HRS691584-4SP	76	115.84	HRS691584-4AP	74	109.81		
69 x 30 x 84"	1050	HRS693084-4SP	88	127.15	HRS693084-4AP	86	121.12		

HHRSB20 Hallowell Record Storage Boxes, size 12"W x 15"D x 10"H, Wt. 32 (lbs.) 20 Per Ctn. Price \$91.95 Per Ctn.



EZ-DECK DECKING 3/4" 22 ga. STEEL DECKING			
Size W x D	Product No.	Wt. (lbs.)	Price Ea.
42 x 15"	HHEZD4215	7	\$11.28
42 x 30"	HHEZD4230	15	23.96
48 x 12"	HHEZD4812	7	10.87
48 x 18"	HHEZD4818	10	16.35
48 x 24"	HHEZD4824	14	21.84
48 x 36"	HHEZD4836	21	32.81
48 x 48"	HHEZD4848	28	43.77
69 x 15"	HHEZD6915	12	18.44
69 x 30"	HHEZD6930	25	39.07
72 x 24"	HHEZD7224	21	32.57
72 x 36"	HHEZD7236	31	48.92
72 x 48"	HHEZD7248	41	65.27
96 x 24"	HHEZD9624	28	43.32
96 x 36"	HHEZD9636	41	65.04
96 x 48"	HHEZD9648	55	86.76

SHELVING SYSTEMS



Klip-It™ Industrial Steel Shelving - Light Duty

- Quality shelving for heavy-duty storage solutions.
- Clip-Type assembly saves time.

These rugged and dependable shelving units deliver real supporting strength for all types of storage uses. Offset angle post support heavy loads and accommodate compression clips. Sturdy formed shelf is made from cold rolled steel and has "Triple Bends" on all four sides for incomparable strength. Features a rust resistant phosphatized cleaning for better paint adhesion and durability. Baked-on gray enamel finish. Compression clip rapidly snaps into post which allows for independent adjustment of shelves - normal shelf loading increases the locking action. Closed units feature back and end panels. Starter units include 2 - sway braces; Add-on units include 1 sway brace. FOB Shipping Point.

OPEN SHELVING - 20 GA.			
Size W x D	Cap. (lbs.)	Size W x D	Cap. (lbs.)
36 x 12"	400	48 x 12"	300
36 x 15"	400	48 x 15"	300
36 x 18"	400	48 x 18"	275
36 x 24"	400	48 x 24"	275
36 x 30"	300	48 x 30"	225

OPEN SHELVING - 20 GA. STARTER						ADD-ON			CLOSED SHELVING - 20 GA. STARTER						ADD-ON		
Size W x D x H	No. Shelves	Product No.	Wt. (lbs.)	Price Ea.	Product No.	Wt. (lbs.)	Price Ea.	Size W x D x H	No. Shelves	Product No.	Wt. (lbs.)	Price Ea.	Product No.	Wt. (lbs.)	Price Ea.		
36 x 12 x 85"	5	HOSK-85-1236-5-20	61	\$77.81	HOAK-85-1236-5-20	60	\$75.04	36 x 12 x 85"	5	HCSK-85-1236-5-20	90	\$128.76	HCAK-85-1236-5-20	85	\$104.70		
36 x 15 x 85"	5	HOSK-85-1536-5-20	64	82.56	HOAK-85-1536-5-20	63	79.79	36 x 15 x 85"	5	HCSK-85-1536-5-20	95	143.84	HCAK-85-1536-5-20	89	112.60		
36 x 18 x 85"	5	HOSK-85-1836-5-20	70	86.76	HOAK-85-1836-5-20	69	84.00	36 x 18 x 85"	5	HCSK-85-1836-5-20	106	149.40	HCAK-85-1836-5-20	97	116.81		
36 x 24 x 85"	5	HOSK-85-2436-5-20	86	94.07	HOAK-85-2436-5-20	84	90.71	36 x 24 x 85"	5	HCSK-85-2436-5-20	127	164.19	HCAK-85-2436-5-20	114	125.83		
36 x 30 x 85"	5	HOSK-85-3036-5-20	98	102.44	HOAK-85-3036-5-20	96	99.09	36 x 30 x 85"	5	HCSK-85-3036-5-20	147	188.73	HCAK-85-3036-5-20	131	140.67		
36 x 12 x 85"	6	HOSK-85-1236-6-20	68	84.54	HOAK-85-1236-6-20	67	81.79	36 x 12 x 85"	6	HCSK-85-1236-6-20	97	138.26	HCAK-85-1236-6-20	92	111.43		
36 x 15 x 85"	6	HOSK-85-1536-6-20	72	90.24	HOAK-85-1536-6-20	71	87.47	36 x 15 x 85"	6	HCSK-85-1536-6-20	102	155.10	HCAK-85-1536-6-20	96	120.29		
36 x 18 x 85"	6	HOSK-85-1836-6-20	78	95.29	HOAK-85-1836-6-20	77	92.51	36 x 18 x 85"	6	HCSK-85-1836-6-20	115	161.76	HCAK-85-1836-6-20	106	125.33		
36 x 24 x 85"	6	HOSK-85-2436-6-20	97	103.81	HOAK-85-2436-6-20	95	100.46	36 x 24 x 85"	6	HCSK-85-2436-6-20	138	178.36	HCAK-85-2436-6-20	126	135.59		
36 x 30 x 85"	6	HOSK-85-3036-6-20	112	113.86	HOAK-85-3036-6-20	110	110.51	36 x 30 x 85"	6	HCSK-85-3036-6-20	161	205.21	HCAK-85-3036-6-20	145	152.10		
36 x 12 x 85"	7	HOSK-85-1236-7-20	75	91.29	HOAK-85-1236-7-20	74	88.51	36 x 12 x 85"	7	HCSK-85-1236-7-20	104	147.77	HCAK-85-1236-7-20	99	118.17		
36 x 15 x 85"	7	HOSK-85-1536-7-20	79	97.93	HOAK-85-1536-7-20	78	95.16	36 x 15 x 85"	7	HCSK-85-1536-7-20	110	166.36	HCAK-85-1536-7-20	104	127.97		
36 x 18 x 85"	7	HOSK-85-1836-7-20	87	103.81	HOAK-85-1836-7-20	86	101.04	36 x 18 x 85"	7	HCSK-85-1836-7-20	123	174.13	HCAK-85-1836-7-20	114	133.86		
36 x 24 x 85"	7	HOSK-85-2436-7-20	108	113.57	HOAK-85-2436-7-20	106	110.21	36 x 24 x 85"	7	HCSK-85-2436-7-20	150	192.53	HCAK-85-2436-7-20	137	145.33		
36 x 30 x 85"	7	HOSK-85-3036-7-20	126	125.29	HOAK-85-3036-7-20	124	121.93	36 x 30 x 85"	7	HCSK-85-3036-7-20	175	221.70	HCAK-85-3036-7-20	158	163.53		
48 x 12 x 85"	5	HOSK-85-1248-5-20	75	84.59	HOAK-85-1248-5-20	74	81.81	48 x 12 x 85"	5	HCSK-85-1248-5-20	111	149.90	HCAK-85-1248-5-20	105	118.97		
48 x 15 x 85"	5	HOSK-85-1548-5-20	77	90.44	HOAK-85-1548-5-20	76	87.67	48 x 15 x 85"	5	HCSK-85-1548-5-20	115	163.40	HCAK-85-1548-5-20	109	128.00		
48 x 18 x 85"	5	HOSK-85-1848-5-20	83	96.23	HOAK-85-1848-5-20	82	93.46	48 x 18 x 85"	5	HCSK-85-1848-5-20	126	169.19	HCAK-85-1848-5-20	117	133.79		
48 x 24 x 85"	5	HOSK-85-2448-5-20	101	109.51	HOAK-85-2448-5-20	99	106.16	48 x 24 x 85"	5	HCSK-85-2448-5-20	149	196.63	HCAK-85-2448-5-20	137	148.77		
48 x 30 x 85"	5	HOSK-85-3048-5-20	119	120.16	HOAK-85-3048-5-20	117	116.80	48 x 30 x 85"	5	HCSK-85-3048-5-20	175	226.26	HCAK-85-3048-5-20	159	165.90		
48 x 12 x 85"	6	HOSK-85-1248-6-20	84	92.59	HOAK-85-1248-6-20	83	89.81	48 x 12 x 85"	6	HCSK-85-1248-6-20	120	162.04	HCAK-85-1248-6-20	115	126.97		
48 x 15 x 85"	6	HOSK-85-1548-6-20	87	99.63	HOAK-85-1548-6-20	86	96.86	48 x 15 x 85"	6	HCSK-85-1548-6-20	125	176.99	HCAK-85-1548-6-20	118	137.17		
48 x 18 x 85"	6	HOSK-85-1848-6-20	94	106.57	HOAK-85-1848-6-20	93	103.80	48 x 18 x 85"	6	HCSK-85-1848-6-20	137	183.93	HCAK-85-1848-6-20	128	144.11		
48 x 24 x 85"	6	HOSK-85-2448-6-20	116	122.27	HOAK-85-2448-6-20	114	118.91	48 x 24 x 85"	6	HCSK-85-2448-6-20	163	215.70	HCAK-85-2448-6-20	151	161.54		
48 x 30 x 85"	6	HOSK-85-3048-6-20	137	135.04	HOAK-85-3048-6-20	135	131.69	48 x 30 x 85"	6	HCSK-85-3048-6-20	193	248.66	HCAK-85-3048-6-20	176	180.79		
48 x 12 x 85"	7	HOSK-85-1248-7-20	94	100.60	HOAK-85-1248-7-20	93	97.83	48 x 12 x 85"	7	HCSK-85-1248-7-20	129	174.20	HCAK-85-1248-7-20	124	134.99		
48 x 15 x 85"	7	HOSK-85-1548-7-20	97	108.80	HOAK-85-1548-7-20	96	106.03	48 x 15 x 85"	7	HCSK-85-1548-7-20	135	190.57	HCAK-85-1548-7-20	128	146.36		
48 x 18 x 85"	7	HOSK-85-1848-7-20	106	116.90	HOAK-85-1848-7-20	105	114.13	48 x 18 x 85"	7	HCSK-85-1848-7-20	149	198.67	HCAK-85-1848-7-20	140	154.46		
48 x 24 x 85"	7	HOSK-85-2448-7-20	130	135.03	HOAK-85-2448-7-20	128	131.67	48 x 24 x 85"	7	HCSK-85-2448-7-20	178	234.79	HCAK-85-2448-7-20	165	174.30		
48 x 30 x 85"	7	HOSK-85-3048-7-20	155	149.93	HOAK-85-3048-7-20	153	146.59	48 x 30 x 85"	7	HCSK-85-3048-7-20	211	271.07	HCAK-85-3048-7-20	194	195.69		

Boxer™ Box Shelving

- Superior box construction for greater strength and supporting power.
- Clip-Type assembly for fast, easy set-up.

Boxer™ Shelving delivers more support for less cost than any other shelving in the industry. Features full welded box formation in front and back of shelf and shall have formed channels on both ends. Corners are fully lapped for extra strength. Available in 22 or 20 ga. shelves. Rugged and sturdy 14 ga. uprights allow for 1½" shelf adjustment. Closed units feature 24 ga. back and end panels. Includes sway braces. Gray, baked-on enamel finish. FOB Shipping Point.



Plus applicable steel surcharge on entire page.



FAST, EASY set-up.

MEDIUM DUTY 22 GA.							
OPEN SHELVING				CLOSED SHELVING			
Size W x D x H	No. Shelves	Product No.	Wt. (lbs.)	Price Ea.	Product No.	Wt. (lbs.)	Price Ea.
36 x 12 x 73"	5	HOSB-73-1236-5-22	56	\$84.60	HCSB-73-1236-5-22	81	\$115.73
36 x 18 x 73"	5	HOSB-73-1836-5-22	66	95.71	HCSB-73-1836-5-22	97	132.64
36 x 24 x 73"	5	HOSB-73-2436-5-22	78	103.43	HCSB-73-2436-5-22	113	145.50
36 x 12 x 73"	6	HOSB-73-1236-6-22	62	92.70	HCSB-73-1236-6-22	87	123.83
36 x 18 x 73"	6	HOSB-73-1836-6-22	74	106.03	HCSB-73-1836-6-22	105	142.96
36 x 24 x 73"	6	HOSB-73-2436-6-22	88	115.29	HCSB-73-2436-6-22	123	157.36
36 x 12 x 73"	7	HOSB-73-1236-7-22	69	100.79	HCSB-73-1236-7-22	94	131.91
36 x 18 x 73"	7	HOSB-73-1836-7-22	83	116.34	HCSB-73-1836-7-22	114	153.27
36 x 24 x 73"	7	HOSB-73-2436-7-22	99	127.14	HCSB-73-2436-7-22	134	169.21
HEAVY DUTY 20 GA.							
36 x 12 x 73"	5	HOSB-73-1236-5-20	62	88.97	HCSB-73-1236-5-20	87	122.79
36 x 18 x 73"	5	HOSB-73-1836-5-20	74	103.29	HCSB-73-1836-5-20	105	142.90
36 x 24 x 73"	5	HOSB-73-2436-5-20	88	113.49	HCSB-73-2436-5-20	123	157.07
36 x 12 x 73"	6	HOSB-73-1236-6-20	69	98.49	HCSB-73-1236-6-20	95	132.29
36 x 18 x 73"	6	HOSB-73-1836-6-20	84	115.66	HCSB-73-1836-6-20	115	155.27
36 x 24 x 73"	6	HOSB-73-2436-6-20	100	127.66	HCSB-73-2436-6-20	135	171.24
36 x 12 x 73"	7	HOSB-73-1236-7-20	77	107.99	HCSB-73-1236-7-20	102	141.80
36 x 18 x 73"	7	HOSB-73-1836-7-20	94	128.01	HCSB-73-1836-7-20	125	167.63
36 x 24 x 73"	7	HOSB-73-2436-7-20	113	141.83	HCSB-73-2436-7-20	148	185.41

STORAGE & SLOTTED ANGLE

Rivet-Rak™ Steel Shelving

- Features unobstructed access from all sides for easy stocking and retrieval.
- Fast, efficient assembly.

Rugged and sturdy River-Rak™ Steel Shelving is perfect for medium to heavy loads in the warehouse, plant or office. Features double rivet beam top and bottom and uses single rivet beams for maximum vertical space on intermediate levels. Shelves easily adjust on 1/2" centers. Double entry access as no diagonal brace is required. Boltless, clipless construction – assembles in minutes. Gray, baked-on enamel finish. FOB Shipping Point.

Planning Chart

Unit growth must be considered when designing a shelving layout. The actual outside dimensions of each unit is 1/2" greater than the nominal shelf size. Also a clearance of 1/4" must be left between units.

Cap. Per Shelf (lbs.)	Size W x H	Depth	BULKMASTER WITHOUT PARTICLE BOARD				PARTICLE BOARD ONLY**			
			Beam Tie	Product No.	Wt. (lbs.)	Price Ea.	Product No.	Wt. (lbs.)	Price Ea.	
773	48 x 84"	18"	-	H84-1848-4	61	\$70.23	HPB1848	17	\$6.16	
1546	48 x 84"	18"	1	H84-1848-4T	70	131.37	HPB1848	17	6.16	
773	48 x 84"	24"	-	H84-2448-4	65	72.64	HPB2448	22	7.97	
1546	48 x 84"	24"	1	H84-2448-4T	76	92.33	HPB2448	22	7.97	
773	48 x 84"	36"	-	H84-3648-4	72	78.69	HPB3648	33	11.59	
1546	48 x 84"	36"	1	H84-3648-4T	87	100.69	HPB3648	33	11.59	
773	48 x 84"	48"	-	H84-4848-4	80	86.03	HPB4848	44	16.02	
1546	48 x 84"	48"	1	H84-4848-4T	99	112.08	HPB4848	44	16.02	
618	60 x 84"	18"	-	H84-1860-4	69	76.28	HPB1860	21	8.22	
1236	60 x 84"	18"	1	H84-1860-4T	78	94.55	HPB1860	21	8.22	
618	60 x 84"	24"	-	H84-2460-4	73	78.69	HPB2460	27	9.78	
1236	60 x 84"	24"	1	H84-2460-4T	84	98.38	HPB2460	27	9.78	
618	60 x 84"	36"	-	H84-3660-4	80	84.73	HPB3660	41	14.31	
1236	60 x 84"	36"	1	H84-3660-4T	95	106.74	HPB3660	41	14.31	
618	60 x 84"	48"	-	H84-4860-4	88	92.08	HPB4860	54	18.85	
1236	60 x 84"	48"	1	H84-4860-4T	107	118.13	HPB4860	54	18.85	
515	72 x 84"	18"	-	H84-1872-4	77	83.01	HPB1872	25	8.87	
1030	72 x 84"	18"	1	H84-1872-4T	86	101.28	HPB1872	25	8.87	
515	72 x 84"	24"	-	H84-2472-4	81	85.41	HPB2472	33	12.72	
1030	72 x 84"	24"	1	H84-2472-4T	92	105.11	HPB2472	33	12.72	
515	72 x 84"	36"	-	H84-3672-4	88	91.46	HPB3672	49	18.72	
1030	72 x 84"	36"	1	H84-3672-4T	103	113.47	HPB3672	49	18.72	
515	72 x 84"	48"	-	H84-4872-4	96	98.80	HPB4872	65	23.00	
1030	72 x 84"	48"	1	H84-4872-4T	115	124.86	HPB4872	65	23.00	
386	96 x 84"	18"	-	H84-1896-4	92	96.83	*HPB1896	33	11.59	
772	96 x 84"	18"	1	H84-1896-4T	116	134.49	*HPB1896	33	11.59	
386	96 x 84"	24"	-	H84-2496-4	96	99.24	*HPB2496	44	15.23	
772	96 x 84"	24"	1	H84-2496-4T	108	141.14	*HPB2496	44	15.23	
386	96 x 84"	36"	-	H84-3696-4	104	105.28	*HPB3696	65	22.48	
772	96 x 84"	36"	1	H84-3696-4T	144	154.14	*HPB3696	65	22.48	
386	96 x 84"	48"	-	H84-4896-4	112	112.63	*HPB4896	87	30.61	
772	96 x 84"	48"	1	H84-4896-4T	163	173.61	*HPB4896	87	30.61	

*Particle board is shipped in 2 pieces to prevent damages. Two tie beams per level are required.

**Measures 1/2" in thickness.

Slotted Angle

- Use slotted angle to build just about anything.
- Rugged and strong angle delivers extra supporting strength.

Build everything with slotted angle – carts, ladders, benches, shelving, cases, racks, and more. An excellent framing system. Made of either 12 or 14 ga. roll-formed steel. Finished in Gray powder coat enamel. FOB Shipping Point.

Slotted Angle Hardware

Zinc-plated 3/8" - 16 x 3/4" Hex head bolts and nuts sold in boxes of 75 each.

HSAH Wt. 2.5 (lbs.) Price/Box \$5.19


Slotted Angle Cutter

Cuts angle easily and efficiently. Red in color.

HSA981 Wt. 14 (lbs.) Price Ea. \$285.71

Product No.	Size	No. Per Bundle	Wt. (lbs.)/Bundle	Price Ea.
HSA151510	1 1/2 x 1 1/2 x 10'	10	62	\$104.30
HSA151512	1 1/2 x 1 1/2 x 12'	10	74	125.13
HSA251510	2 1/2 x 1 1/2 x 10'	10	83	127.05
HSA251512	2 1/2 x 1 1/2 x 12'	10	94	152.28
HSA301510	3 x 1 1/2 x 10'	10	122	185.76
HSA301512	3 x 1 1/2 x 12'	10	143	223.25

FAST, EFFICIENT assembly.



Spacemaster



Bulkmaster


RIVET-RAK STEEL SHELVING



Size W x D x H	Cap. Shelf (lbs.)	No. Shelves	SPACEMASTER WITHOUT PARTICLE BOARD			PARTICLE BOARD ONLY*		
			Product No.	Wt. (lbs.)	Price Ea.	Product No.	Wt. (lbs.)	Price Ea.
36 x 12 x 84"	350	6	HRVR84-1236-6	54	\$63.44	HPB1236	9	\$3.71
36 x 18 x 84"	350	6	HRVR84-1836-6	58	67.48	HPB1836	13	4.81
36 x 24 x 84"	350	6	HRVR84-2436-6	63	70.05	HPB2436	17	6.16
36 x 36 x 84"	350	6	HRVR84-3636-6	72	76.96	HPB3636	25	8.87
48 x 12 x 84"	261	6	HRVR84-1248-6	62	69.52	HPB1248	11	4.71
48 x 18 x 84"	261	6	HRVR84-1848-6	66	73.56	HPB1848	17	6.16
48 x 24 x 84"	261	6	HRVR84-2448-6	71	76.12	HPB2448	22	7.97
48 x 36 x 84"	261	6	HRVR84-3648-6	80	83.04	HPB3648	33	11.59
36 x 12 x 84"	350	7	HRVR84-1236-7	59	68.93	HPB1236	9	3.71
36 x 18 x 84"	350	7	HRVR84-1836-7	64	73.67	HPB1836	13	4.81
36 x 24 x 84"	350	7	HRVR84-2436-7	70	76.57	HPB2436	17	6.16
36 x 36 x 84"	350	7	HRVR84-3636-7	79	84.46	HPB3636	25	8.87
48 x 12 x 84"	261	7	HRVR84-1248-7	68	75.62	HPB1248	11	4.71
48 x 18 x 84"	261	7	HRVR84-1848-7	73	80.35	HPB1848	17	6.16
48 x 24 x 84"	261	7	HRVR84-2448-7	79	83.25	HPB2448	22	7.97
48 x 36 x 84"	261	7	HRVR84-3648-7	88	91.14	HPB3648	33	11.59
36 x 12 x 84"	350	8	HRVR84-1236-8	64	74.43	HPB1236	9	3.71
36 x 18 x 84"	350	8	HRVR84-1836-8	69	79.86	HPB1836	13	4.81
36 x 24 x 84"	350	8	HRVR84-2436-8	76	83.10	HPB2436	17	6.16
36 x 36 x 84"	350	8	HRVR84-3636-8	87	91.95	HPB3636	25	8.87
48 x 12 x 84"	261	8	HRVR84-1248-8	74	81.71	HPB1248	11	4.71
48 x 18 x 84"	261	8	HRVR84-1848-8	79	87.14	HPB1848	17	6.16
48 x 24 x 84"	261	8	HRVR84-2448-8	86	90.38	HPB2448	22	7.97
48 x 36 x 84"	261	8	HRVR84-3648-8	97	99.24	HPB3648	33	11.59

*Measures 1/2" in thickness.

Plus applicable steel surcharge on entire page.



HSA981



HSA151510



HSA251510



HSA301510

BOLTLESS SHELVING



R3000® SHELVING UNITS


• **The last shelving system you'll ever need. Or could ever want.**

The R3000® Shelving System was designed to meet the highest standards of quality, durability, cubic utilization and ease of installation. The system that can easily grow and transform from a simple stand-alone unit into a complex multi-level design, using the same components. The solution provides maximum density for small parts storage and quick access to parts for increased picking efficiency and accuracy. A very extensive range of accessories will help you customize the system for your exact needs. The absence of nuts, bolts and clips will make installation a breeze, ensuring the system is readily available in a timely and cost effective manner. FOB Shipping Point.


- **Compact Design.** All components and accessories are designed to cube bins and accessories and minimize the use of space.
- **Easy Installation.** Complete absence of nuts, bolts or clips make the installation easy, fast and efficient. Pre-punched lugs in posts allow for easy reconfiguration of levels.
- **High Load Capacity.** Up to 10,000 lbs. per bay and 1,000 lbs. per level.
- **Multiple Configurations.** Using basically the same components the system can be configured as a wide range of storage solutions.



- Galvanized corrosion resistant profile, with the shape of a closed box for superior performance and loading capacity.
- Posts feature 2" increment lugs on both sides, so the system follows the Starter + Add-on principle.
- Foot plates included for easy anchoring.




- Solid steel deck with a double box construction.



- Installed directly on the post lugs, no beams, bolts or clips are required.
- Pre-punched top for ease and accurate installation of dividers.
- Shelves can be tilted 12° for ergonomic picking without the need of any additional hardware.

- Bins
- Drawers
- Dividers
- Side & Back panels
- Doors
- Bin Fronts
- Bin Stops
- Storage Trays
- Tire Beams




Product No.	Size W x D x H*	Unit Type	R3000® SHELVING UNITS - SINGLE DEEP		Load Cap* (lbs.)	No. of Levels	Wt. (lbs.)	Price Ea.
			Panel Type	Shelf Type				
HR3SP.203908505XO	39 x 20 x 85"	Open Starter	-	Painted	1,000	5	84	\$290.00
HR3AP.203908505XO	39 x 20 x 85"	Open Add-on	-	Painted	1,000	5	71	221.00
HR3SP.203908505XC	39 x 20 x 85"	Closed Starter	Solid	Painted	1,000	5	116	397.00
HR3AP.203908505XC	39 x 20 x 85"	Closed Add-on	Solid	Painted	1,000	5	92	307.00
HR3SP.203908505XW	39 x 20 x 85"	Closed Starter	Wire	Painted	1,000	5	104	426.00
HR3AP.203908505XW	39 x 20 x 85"	Closed Add-on	Wire	Painted	1,000	5	87	328.00
HR3SP.243908505XO	39 x 24 x 85"	Open Starter	-	Painted	1,000	5	89	313.00
HR3AP.243908505XO	39 x 24 x 85"	Open Add-on	-	Painted	1,000	5	76	243.00
HR3SP.243908505XC	39 x 24 x 85"	Closed Starter	Solid	Painted	1,000	5	125	429.00
HR3AP.243908505XC	39 x 24 x 85"	Closed Add-on	Solid	Painted	1,000	5	100	333.00
HR3SP.243908505XW	39 x 24 x 85"	Closed Starter	Wire	Painted	1,000	5	110	467.00
HR3AP.243908505XW	39 x 24 x 85"	Closed Add-on	Wire	Painted	1,000	5	93	359.00

*Approximate dimensions. Per level, based on Distributed Loads (UDL).

BOLTLESS SHELVING



Open Unit



Closed Wire Unit



Closed Solid Unit

36" and 48" wide units also available -- call for information




R3000® SHELVING UNITS - DOUBLE DEEP									
Product No.	Size W x D x H*	Unit Type	Panel Type	Shelf Type	Load Cap* (lbs.)	No. of Levels	Wt. (lbs.)	Price Ea.	
HR3SDP.203908505XO	39 x 20 x 85"	Open Starter	-	Painted	1,000	5	166	\$568.00	
HR3ADP.203908505XO	39 x 20 x 85"	Open Add-on	-	Painted	1,000	5	142	445.00	
HR3SDP.203908505XC	39 x 20 x 85"	Closed Starter	Solid	Painted	1,000	5	224	706.00	
HR3ADP.203908505XC	39 x 20 x 85"	Closed Add-on	Solid	Painted	1,000	5	179	540.00	
HR3SDP.203908505XW	39 x 20 x 85"	Closed Starter	Wire	Painted	1,000	5	193	764.00	
HR3ADP.203908505XW	39 x 20 x 85"	Closed Add-on	Wire	Painted	1,000	5	162	581.00	
HR3SDP.243908505XO	39 x 24 x 85"	Open Starter	-	Painted	1,000	5	176	614.00	
HR3ADP.243908505XO	39 x 24 x 85"	Open Add-on	-	Painted	1,000	5	152	489.00	
HR3SDP.243908505XC	39 x 24 x 85"	Closed Starter	Solid	Painted	1,000	5	242	771.00	
HR3ADP.243908505XC	39 x 24 x 85"	Closed Add-on	Solid	Painted	1,000	5	193	593.00	
HR3SDP.243908505XW	39 x 24 x 85"	Closed Starter	Wire	Painted	1,000	5	205	846.00	
HR3ADP.243908505XW	39 x 24 x 85"	Closed Add-on	Wire	Painted	1,000	5	173	643.00	

*Approximate dimensions. Per level, based on Distributed Loads (UDL).


R3000® SHELVING UNIT ACCESSORIES

Product No.	Size D x W x H	DRAWERS Load Cap.* (lbs.)	Wt. (lbs.)	Price Ea.
HDRS.203904	20 x 39 x 4"	150	23	\$134.00
HDRS.203908	20 x 39 x 8"	150	29	146.00
HDRS.243904	24 x 39 x 4"	150	28	149.00
HDRS.243908	24 x 39 x 8"	150	34	158.00

*Capacity per drawer, based on Distributed Loads (UDL).



Drawers



Shelf Dividers

Product No.	Size D x H	Wt. (lbs.)	Price Ea.
HBF.1539	39 x 1½"	2	\$7.60
HBF.3539	39 x 3½"	3	8.90



Bin Fronts

Product No.	Size D x H	Wt. (lbs.)	Price Ea.
HHD2004S.PL	20 x 4"	1	\$4.60
HHD2007S.PL	20 x 7"	1	5.80
HHD2010W	20 x 10"	2	7.80
HHD2404S.PL	24 x 4"	1	5.10
HHD2407S.PL	24 x 7"	1	6.10
HHD2410W	24 x 10"	2	8.40

BOLTLESS SHELVING

**NOW ALSO AVAILABLE
IN STANDARD U.S.
DIMENSIONS**




META CLIP S3 Boltless Shelving - 331 and 507 Lb. Shelf Load

Cost efficient META CLIP S3 boltless shelving with disassembled frame for shelf loads of 331 and 507 lbs.

- Quick boltless mounting without tools.
- Shelf height adjustable in 1" increments for variable adjustment to the size of stored goods.
- 2" edge height. Galvanized surface.
- FOB Shipping Point.



Floor Fixing Kit:
H80051, 4 pieces required for basic unit, 2 pieces for add-on unit, Wt. 0.1 (lbs.)
Price Ea. \$2.56



Wall Mounting Kit:
H72432, 2 pieces required for basic unit, 1 piece for add-on unit, Wt. 0.1 (lbs.)
Price Ea. \$3.26

\$215 Minimum Per Order

BOLTLESS SHELVING SYSTEM META CLIP 150 S3 - SHELF LOAD 331 LBS. - GALVANIZED										
No. of Shelves	Size W x D x H	Shelf Cap. (lbs.)	Bay Load (lbs.)	BASIC RACK UNIT			ADD-ON RACK UNIT			
				Product No.	Wt. (lbs.)	Price Ea.	Product No.	Wt. (lbs.)	Price Ea.	
5	36 x 18 x 79"	331	2425	H361815079S	59	146.90	H361815079A	45	115.68	
5	36 x 20 x 79"	331	2425	H362015079S	65	153.49	H362015079A	50	121.56	
5	36 x 24 x 79"	331	2425	H362415079S	71	167.35	H362415079A	56	133.91	
5	39 x 20 x 79"	331	2425	H95021	69	150.04	H95022	54	118.10	
5	39 x 24 x 79"	331	2425	H95023	76	162.94	H95024	60	129.49	
6	36 x 18 x 98"	331	3042	H361815098S	75	185.99	H361815098A	56	143.67	
6	36 x 20 x 98"	331	3042	H362015098S	82	194.31	H362015098A	62	150.93	
6	36 x 24 x 98"	331	3042	H362415098S	90	211.86	H362415098A	69	166.21	
6	39 x 20 x 98"	331	3042	H95030	87	190.17	H95031	67	146.79	
6	39 x 24 x 98"	331	3042	H95032	96	206.56	H95033	75	160.90	
HEAVY DUTY BOLTLESS SHELVING SYSTEM META CLIP 230 S3 - SHELF LOAD 507 LBS. - GALVANIZED										
5	36 x 18 x 79"	507	2425	H361823079S	67	155.93	H361823079A	52	124.70	
5	36 x 20 x 79"	507	2425	H362023079S	70	162.97	H362023079A	56	131.04	
5	36 x 24 x 79"	507	2425	H362423079S	80	178.15	H362423079A	64	144.70	
5	39 x 20 x 79"	507	2425	H88725	72	159.10	H88740	57	127.17	
5	39 x 24 x 79"	507	2425	H88726	80	182.85	H88741	64	149.40	
5	39 x 32 x 79"	507	2425	H88727	101	215.20	H88742	84	178.61	
5	48 x 18 x 79"	507	2270	H481823079S	82	184.14	H481823079A	68	152.60	
5	48 x 20 x 79"	507	2270	H482023079S	87	193.39	H482023079A	72	161.14	
5	48 x 24 x 79"	507	2270	H482423079S	99	215.18	H482423079A	83	181.41	
5	51 x 20 x 79"	507	2270	H183069	92	189.51	H183070	77	157.26	
5	51 x 24 x 79"	507	2270	H183071	103	219.05	H183072	87	185.29	
5	51 x 32 x 79"	507	2270	H183073	107	258.89	H183074	90	221.99	
6	36 x 18 x 98"	507	3042	H361823098S	84	196.81	H361823098A	65	154.49	
6	36 x 20 x 98"	507	3042	H362023098S	89	205.70	H362023098A	69	162.31	
6	36 x 24 x 98"	507	3042	H362423098S	100	224.82	H362423098A	79	179.16	
6	39 x 20 x 98"	507	3042	H88730	91	201.05	H88745	71	157.67	
6	39 x 24 x 98"	507	3042	H88731	101	230.45	H88746	79	184.80	
6	39 x 32 x 98"	507	3042	H88732	127	271.15	H88747	103	220.79	
6	48 x 18 x 98"	507	3042	H481823098S	103	231.18	H481823098A	83	188.23	
6	48 x 20 x 98"	507	3042	H482023098S	109	242.70	H482023098A	89	198.68	
6	48 x 24 x 98"	507	3042	H482423098S	123	269.75	H482423098A	102	223.47	
6	51 x 20 x 98"	507	3175	H183079	114	238.05	H183080	94	194.03	
6	51 x 24 x 98"	507	3175	H183081	129	274.40	H183082	108	228.12	
6	51 x 32 x 98"	507	3175	H183083	138	324.10	H183084	114	273.11	

Product No.	Size W x D x H	Shelf Cap. (lbs.)	ADDITIONAL SHELVES (Includes Shelf Clips 4/ Shelf)		
			Wt. (lbs.)	Price Ea.	
FOR USE WITH 331 LBS. CAP. UNITS					
H53618150	36 x 18 x 2"	331	6	\$16.89	
H53620150	36 x 20 x 2"	331	7	17.92	
H53624150	36 x 24 x 2"	331	8	20.09	
H95576	39 x 20 x 2"	331	8	17.23	
H95577	39 x 24 x 2"	331	9	19.21	
FOR USE WITH 507 LBS. CAP. UNITS					
H53618230	36 x 18 x 2"	507	8	18.70	
H53620230	36 x 20 x 2"	507	9	19.82	
H53624230	36 x 24 x 2"	507	10	22.25	
H1624	39 x 20 x 2"	507	8	19.05	
H1628	39 x 24 x 2"	507	9	23.19	
H1632	39 x 32 x 2"	507	13	28.41	
H54818230	48 x 18 x 2"	507	11	24.21	
H54820230	48 x 20 x 2"	507	12	25.78	
H54824230	48 x 24 x 2"	507	14	29.53	
H16260	51 x 20 x 2"	507	13	25.00	
H16259	51 x 24 x 2"	507	14	30.31	
H16258	51 x 32 x 2"	507	18	37.02	


META CLIP S3 Gravity Fed Rack

- Boltless gravity fed racks complete with mesh dividers.
- Shelf height adjustable in 1" increments.
- FOB Shipping Point.

META CLIP S3 Rack system with unassembled frame, provides high stability and load capacity, shelf load 441 lbs. on each level. 6 mesh dividers per shelf are included in the delivery. The mesh dividers allow tracks to be inserted in steps of 2", and can be adjusted at any time. Includes top shelf for additional storage space. Stored goods such as cartons slide down automatically to the take-out side. 14° angle. Quick boltless mounting without tools.

BASIC RACK UNIT							ADD-ON RACK UNIT		
No. of Shelves	Size W x D x H	Shelf Cap. (lbs.)	Bay Load (lbs.)	Product No.	Wt. (lbs.)	Price Ea.	Product No.	Wt. (lbs.)	Price Ea.
8	36 x 20 x 79"	441	3968	HGF362023079S	139	\$341.90	HGF362023079A	123	\$308.35
8	39 x 20 x 79"	441	3968	H95892	145	347.02	H95893	129	313.47
8	39 x 32 x 79"	441	3968	H95894	216	445.32	H95895	197	404.79
8	48 x 20 x 79"	441	3968	HGF482023079S	175	413.68	HGF482023079A	159	380.13

For Outside Dimensions add 2.2" to width and 1.4" to depth. Each Add-on Rack Unit adds 0.2" to the outside width and 1.4" to the outside depth when adding unit to the sides, and adds 0.2" to the outside width and 3" to the outside depth when adding unit to the back, making it a two-sided unit.



META CLIP S3 Tire and Wheel Shelving

- Cost efficient META CLIP S3 Tire and Wheel Shelving ship with disassembled frame.

Quick setup and easy mounting without tools. Tire beam heights are adjustable in 1" increments for variable adjustment to the size of stored tires. Planning dimensions: Basic rack unit: nom. width +2.2", nom. depth +1.4". Add-on rack unit: nom. width +0.2", nom. depth +1.4". Safety Note: Racks should be secured to prevent tilting and loads should be evenly distributed on the shelves. Surface is galvanized. FOB Shipping Point.

BASIC RACK UNIT						ADD-ON RACK UNIT		
No. of Shelves	Size W x D x H	Shelf Cap. (lbs.)	Product No.	Wt. (lbs.)	Price Ea.	Product No.	Wt. (lbs.)	Price Ea.
3	36 x 16 x 79"	331	HT361679S	45	\$98.68	HT361679A	30	\$67.47
3	39 x 16 x 79"	331	H95902	47	100.30	H95903	32	69.08
3	48 x 16 x 79"	331	HT481679S	50	108.02	HT481679A	35	76.81
3	51 x 16 x 79"	331	H96641	52	109.66	H96642	37	78.45
4	36 x 16 x 98"	331	HT361698S	59	135.05	HT361698A	39	91.70
4	39 x 16 x 98"	331	H97896	61	137.20	H97897	42	93.85
4	48 x 16 x 98"	331	HT481698S	65	147.50	HT481698A	46	104.15
4	51 x 16 x 98"	331	H97898	68	149.68	H97899	48	106.33



CARTON FLOW




Engineered Products

FlexTrak


- No fixed width lanes required.
- Use with new or existing pallet rack.

Full width bed of 1 1/8" diameter wheels allow for varying lanes of different totes and cartons. Easy drop-in installation using new or existing pallet racks, no tools required. Full width galvanized hangers for structural or step beams are available. 50 lbs. capacity per sq. foot on 96" depth. Other density and configurations available. FOB Shipping Point.

FlexTrak 1 1/8" Dia. Wheels



Full width galvanized hangers for Structural or Step Beam




Top of Image Shows FlexTrak, Bottom of Image Shows SelecTrak

SelecTrak

- Use when your product requires a fixed width.
- Use with new or existing pallet rack.

The 3/8" diameter aluminum rollers fully supports the carton or tote of matching width. 12" and 15" lane widths are shown. Easy drop-in installation using new or existing pallet racks, no tools required. Single lane aluminum hangers for structural or step beams are available. 40 lbs. capacity per linear foot on 96" depth. Other density and configurations available. FOB Shipping Point.

SelecTrak 3/8" Dia. Roller



Single lane aluminum hangers for Structural or Step Beam

FlexTrak - FULL BED/BEAM LEVEL					
Product No.	System Depth	System Width	Description	Wt. (lbs.)	Price Ea.
HBED-042-048	42"	48"	3 x 15" wide lanes	59	\$380.04
HBED-042-096	42"	96"	6 x 15" wide lanes	116	501.02
HBED-042-144	42"	144"	9 x 15" wide lanes	174	621.96
HBED-048-048	48"	48"	3 x 15" wide lanes	64	390.99
HBED-048-096	48"	96"	6 x 15" wide lanes	126	522.86
HBED-048-144	48"	144"	9 x 15" wide lanes	190	654.72
HBED-096-048	96"	48"	3 x 15" wide lanes	108	497.76
HBED-096-096	96"	96"	6 x 15" wide lanes	214	736.46
HBED-096-144	96"	144"	9 x 15" wide lanes	322	975.03

** Price Includes 2 Full Length Hangers (Front & Rear).


SelecTrak - INDIVIDUAL LANES					
Product No.	System Depth	Roller Spacing	Wt. (lbs.)	Price Ea.	
HC1020-12-039-2	42"	2"	13	\$127.34	
HC1020-15-039-2	42"	2"	16	131.38	
HC1020-12-045-2	48"	2"	15	130.64	
HC1020-15-045-2	48"	2"	18	134.88	
HC1020-12-093-2	96"	2"	27	162.80	
HC1020-15-093-2	96"	2"	34	169.20	

** Price Includes 2 Individual Hangers (Front & Rear).

FlexTrak Mini

- Improve flow of existing carton flow shelves.

New FlexTrak-Mini wheels fully support cartons and provide consistent flow. Replace your damaged or broken plastic roller tracks. Retrofit ANY manufactures flow track shelves. Various widths, lengths and capacities available. Contact us for additional information or pricing. FOB Shipping Point.



FOR ADDITIONAL OPTIONS, INFORMATION, AND QUOTES PLEASE CONTACT US.

... \$350.00 Minimum Order on page

STORAGE SYSTEMS

Rivet Rack

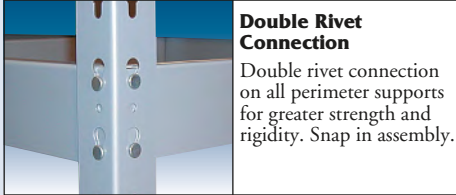
- Ideal for light to medium weight loads.
- Beams quickly snap into place on 2" centers into keyhole slots in posts.



**SCOTLAND
RACK, LTD.**

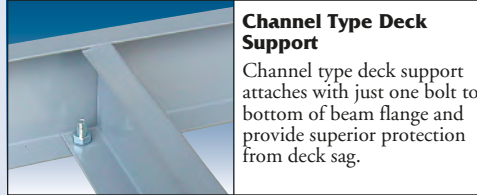
Heavy Duty Rivet Rack

Rugged heavy duty beams use a double rivet design for added strength and rigidity. Channel type deck supports attach with just one bolt to bottom of beam flange and provide superior protection from deck sag. All components are formed from 16 ga. steel with a tough Gray baked enamel finish. Decks are made from furniture grade MDF which provides a smooth surface for sliding material on and off. FOB Shipping Point.



Double Rivet Connection

Double rivet connection on all perimeter supports for greater strength and rigidity. Snap in assembly.



Channel Type Deck Support

Channel type deck support attaches with just one bolt to bottom of beam flange and provide superior protection from deck sag.

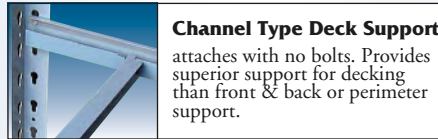


Heavy Duty Rivet Rack

HEAVY DUTY RIVET RACK WITH 3 SHELVES																
WITH MDF SHELVES						WITH OPEN DECKING										
Rack Size D	W x H	Shelf Cap. (lbs.)	Product No.	Wt. (lbs.)	Price Ea.	Product No.	Wt. (lbs.)	Price Ea.	Shelf Size D x W	Product No.	Wt. (lbs.)	Price Ea.	Product No.	Wt. (lbs.)	Price Ea.	
15"	48 x 84"	1050	HR74534	83	\$120.72	HR74531	47	\$100.00	15"	48"	HR4524	21	\$30.54	HR4521	9	\$23.63
	60 x 84"	1100	HR75535	101	146.78	HR75532	56	119.81		60"	HR5525	27	39.22	HR5522	12	30.22
	72 x 84"	1000	HR76535	111	160.64	HR76532	61	126.45		72"	HR6525	31	43.84	HR6522	14	32.45
	84 x 84"	825	HR77535	125	173.69	HR77532	66	134.13		84"	HR7525	36	48.18	HR7522	16	35.00
	96 x 84"	700	HR78535	144	182.72	HR78532	72	141.28		96"	HR8525	42	51.19	HR8522	18	37.39
18"	48 x 84"	900	HR74134	92	127.15	HR74131	48	101.66	18"	48"	HR4124	24	32.67	HR4121	10	24.18
	60 x 84"	1100	HR75135	112	156.42	HR75132	58	122.16		60"	HR5125	31	42.43	HR5122	13	31.01
	72 x 84"	950	HR76135	124	172.36	HR76132	63	128.82		72"	HR6125	35	47.75	HR6122	15	33.22
	84 x 84"	825	HR77135	140	183.36	HR77132	69	136.49		84"	HR7125	40	51.42	HR7122	17	35.79
	96 x 84"	700	HR78135	161	194.63	HR78132	74	143.64		96"	HR8125	47	55.16	HR8122	19	38.18
24"	48 x 84"	700	HR74434	109	139.99	HR74431	51	107.12	24"	48"	HR4424	30	36.96	HR4421	10	26.00
	60 x 84"	1100	HR75435	134	169.75	HR75432	62	129.31		60"	HR5425	37	46.88	HR5422	13	33.39
	72 x 84"	970	HR76435	149	183.19	HR76432	68	135.96		72"	HR6425	42	51.36	HR6422	15	35.61
	84 x 84"	825	HR77435	168	206.18	HR77432	73	143.64		84"	HR7425	49	59.01	HR7422	17	38.18
	96 x 84"	700	HR78435	194	216.51	HR78432	78	150.78		96"	HR8425	58	62.46	HR8422	19	40.55
30"	48 x 84"	690	HR74034	127	152.61	HR74031	55	111.94	30"	48"	HR4024	36	41.16	HR4021	12	27.61
	60 x 84"	1070	HR75035	158	194.76	HR75032	68	136.00		60"	HR5025	46	55.21	HR5022	16	35.63
	72 x 84"	950	HR76035	175	216.31	HR76032	73	142.66		72"	HR6025	52	62.40	HR6022	18	37.85
	84 x 84"	825	HR77035	198	230.51	HR77032	78	150.34		84"	HR7025	60	67.12	HR7022	20	40.40
	96 x 84"	650	HR78035	228	238.81	HR78032	84	157.48		96"	HR8025	70	69.90	HR8022	22	42.79
36"	48 x 84"	690	HR74634	145	168.04	HR74631	58	116.60	36"	48"	HR4624	42	46.30	HR4621	13	29.16
	60 x 84"	950	HR75635	180	208.43	HR75632	72	142.46		60"	HR5625	53	59.78	HR5622	17	37.78
	72 x 84"	900	HR76635	200	242.45	HR76632	77	149.10		72"	HR6625	60	71.10	HR6622	19	40.00
	84 x 84"	800	HR77635	227	255.84	HR77632	83	156.79		84"	HR7625	69	75.57	HR7622	21	42.55
	96 x 84"	625	HR78637	277	300.51	HR78636	104	197.63		96"	HR8647	84	90.46	HR8646	27	56.16
48"	48 x 84"	690	HR74834	180	188.58	HR74831	65	126.94	48"	48"	HR4824	54	53.15	HR4821	15	32.61
	60 x 84"	900	HR75835	225	240.12	HR75832	81	156.99		60"	HR5825	68	70.33	HR5822	20	42.63
	72 x 84"	900	HR76835	260	266.52	HR76832	87	163.64		72"	HR6825	80	79.13	HR6822	22	44.84
	84 x 84"	800	HR77835	299	294.55	HR77832	92	171.33		84"	HR7825	93	88.48	HR7822	24	47.40
	96 x 84"	750	HR78837	350	343.81	HR78836	119	220.52		96"	HR8847	109	104.90	HR8846	32	63.81

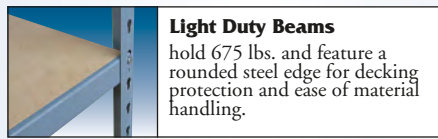
Light Duty Rivet Rack

Light duty beams unique design provides a rounded steel edge for sliding material on and off while protecting the MDF decking. Channel type deck supports snaps in with no bolts. Angle posts hold MDF decking in place to provide the most uninterrupted usable storage area. Tie units together with post tie plates for increased strength and uniform spacing at less cost than tee posts. FOB Shipping Point.



Channel Type Deck Support

attaches with no bolts. Provides superior support for decking than front & back or perimeter support.




Light Duty Beams

hold 675 lbs. and feature a rounded steel edge for decking protection and ease of material handling.

Tie Plates

Rivet post tie plates join units together for increased strength and precise spacing of units. 4 plates snap on to posts for less cost than tee posts. HR9024 Wt. 1.2 (lbs.) Price Set of 4 \$6.07



LIGHT DUTY UNITS WITH 5 SHELVES																
WITH MDF SHELVES						WITH OPEN DECKING										
Rack Size D	W x H	Shelf Cap. (lbs.)	Product No.	Wt. (lbs.)	Price Ea.	Product No.	Wt. (lbs.)	Price Ea.	Shelf Size D x W	Product No.	Wt. (lbs.)	Price Ea.	Product No.	Wt. (lbs.)	Price Ea.	
15"	36 x 84"	675	HRS73554	85	\$129.55	HRS73550	44	\$101.78	15"	36"	HRS3615	14	\$19.84	HRS3615N	6	\$14.37
	48 x 84"	500	HRS74554	108	146.39	HRS74550	51	112.82		48"	HRS4815	18	23.27	HRS4815N	7	16.69
	60 x 84"	400	HRS75554	131	175.79	HRS75550	59	132.48		60"	HRS6015	23	27.54	HRS6015N	8	19.09
18"	36 x 84"	675	HRS73854	96	140.66	HRS73850	46	103.33	18"	36"	HRS3618	16	22.28	HRS3618N	6	14.67
	48 x 84"	500	HRS74854	122	155.64	HRS74850	53	114.39		48"	HRS4818	21	25.07	HRS4818N	8	17.00
	60 x 84"	400	HRS75854	148	188.40	HRS75850	61	134.03		60"	HRS6018	26	29.91	HRS6018N	9	19.40
24"	36 x 84"	675	HRS73454	117	147.85	HRS73450	49	108.03	24"	36"	HRS3624	20	23.42	HRS3624N	7	15.40
	48 x 84"	500	HRS74454	149	175.04	HRS74450	56	119.07		48"	HRS4824	26	29.06	HRS4824N	8	17.72
	60 x 84"	400	HRS75454	181	205.40	HRS75450	64	138.73		60"	HRS6024	32	33.36	HRS6024N	9	20.13
30"	36 x 84"	675	HRS73054	137	175.39	HRS73050	52	112.31	30"	36"	HRS3630	24	29.01	HRS3630N	7	16.18
	48 x 84"	500	HRS74054	176	191.52	HRS74050	59	123.36		48"	HRS4830	32	32.18	HRS4830N	9	18.49
	60 x 84"	400	HRS75054	213	239.93	HRS75050	67	143.01		60"	HRS6030	39	40.15	HRS6030N	10	20.90
36"	36 x 84"	540	HRS73654	157	202.61	HRS73650	55	116.43	36"	36"	HRS3636	28	35.27	HRS3636N	8	16.91
	48 x 84"	500	HRS74654	202	213.22	HRS74650	62	127.49		48"	HRS4836	37	36.37	HRS4836N	9	19.22
	60 x 84"	400	HRS75654	246	262.18	HRS75650	70	147.13		60"	HRS6036	45	45.33	HRS6036N	10	21.64

GALVANIZED STORAGE RACKS SCOTLAND RACK, LTD.

Galvanized Storage Racks

• Excellent choice for any application.

Heavy duty G-40 galvanized coating on structural grade 33 steel provides 100x the wear resistance of painted racks. The min spangle finish reflects light to maximize the lighting in storage areas. Galvanized racks are an excellent solution for harsh environments and for food storage where food is not in direct contact with the racks. Patented weld free Scotch Rack design makes galvanizing an economical choice for any application.



Only one end frame needed between sections




A) Galvanized Upright Frames

Over 50 sizes of frames provide a storage solution for every application. Only one frame needed between sections. End frame capacity 10,500 lbs. per frame. FOB Shipping Point.

A) GALVANIZED UPRIGHT FRAMES																								
5' HIGH				6' HIGH				7' HIGH				8' HIGH				10' HIGH				12' HIGH				
Depth	Product No.	Wt. (lbs.)	Price Ea.	Product No.	Wt. (lbs.)	Price Ea.	Product No.	Wt. (lbs.)	Price Ea.	Product No.	Wt. (lbs.)	Price Ea.	Product No.	Wt. (lbs.)	Price Ea.	Product No.	Wt. (lbs.)	Price Ea.	Product No.	Wt. (lbs.)	Price Ea.	Product No.	Wt. (lbs.)	Price Ea.
18"	HBGF1805	15	\$35.61	HBGF1806	19	\$42.94	HBGF1807	21	\$49.22	HBGF1808	24	\$52.24	HBGF1810	30	\$62.70	HBGF1812	30	\$76.37						
24"	HBGF2405	17	37.40	HBGF2406	20	45.12	HBGF2407	23	51.99	HBGF2408	26	55.00	HBGF2410	32	65.87	HBGF2412	32	80.51						
30"	HBGF3005	18	40.40	HBGF3006	22	48.91	HBGF3007	24	52.01	HBGF3008	28	59.40	HBGF3010	34	71.06	HBGF3012	34	87.12						
36"	HBGF3605	19	42.18	HBGF3606	23	51.10	HBGF3607	26	54.21	HBGF3608	30	62.15	HBGF3610	36	74.22	HBGF3612	36	91.22						
42"	HBGF4205	20	45.16	HBGF4206	25	54.81	HBGF4207	27	57.91	HBGF4208	32	66.66	HBGF4210	38	79.45	HBGF4212	38	98.00						
48"	HBGF4805	21	46.58	HBGF4806	26	56.61	HBGF4807	28	59.72	HBGF4808	33	68.75	HBGF4810	40	81.93	HBGF4812	40	101.12						
50"	HBGF5005	22	48.48	HBGF5006	27	59.09	HBGF5007	29	62.19	HBGF5008	34	71.39	HBGF5010	41	85.15	HBGF5012	41	105.09						
54"	HBGF5405	23	49.76	HBGF5406	28	60.72	HBGF5407	30	63.82	HBGF5408	35	73.25	HBGF5410	42	87.36	HBGF5412	42	107.90						
60"	HBGF6005	24	51.25	HBGF6006	29	62.57	HBGF6007	31	65.67	HBGF6008	37	75.49	HBGF6010	44	89.96	HBGF6012	44	111.25						


B) Complete Galvanized Open Deck With Two Supports

Ideal for use with wire decking or with special steel decking. FOB Shipping Point.




C) Complete Galvanized Open Deck With 4 Supports

For use with 5/8" decking material. The four supports prevent decking material from sagging. Trim panels 1/8" less than deck depth and 2/8" less than section length. HBG985004 uses standard 48" x 96" panels without trimming. FOB Shipping Point.



D) Complete Galvanized Deck With Corrugated Steel Decking

Fireproof, durable corrugated galvanized steel panels fit in beam step recess for easy sliding storage. FOB Shipping Point.



GALVANIZED BEAM LOAD RATINGS (lbs./pair)				
5' LONG	6' LONG	8' LONG	8'2" LONG	
2440	2010	1720	1460	

B) COMPLETE GALVANIZED OPEN DECK WITH 2 DECK SUPPORTS															
5' LONG				6' LONG				8' LONG				8'2" LONG			
Depth	Product No.	Wt. (lbs.)	Price Ea.	Product No.	Wt. (lbs.)	Price Ea.	Product No.	Wt. (lbs.)	Price Ea.	Product No.	Wt. (lbs.)	Price Ea.	Product No.	Wt. (lbs.)	Price Ea.
18"	HBG6018A	17	\$32.54	HBG7218A	20	\$37.97	HBG9618A	25	\$44.66	HBG9818A	25	\$45.31			
24"	HBG6024A	18	33.42	HBG7224A	20	38.85	HBG9624A	26	45.52	HBG9824A	26	46.18			
30"	HBG6030A	18	34.40	HBG7230A	21	39.84	HBG9630A	26	46.51	HBG9830A	27	47.16			
36"	HBG6036A	19	35.25	HBG7236A	22	40.69	HBG9636A	27	47.37	HBG9836A	27	48.03			
42"	HBG6042A	20	36.27	HBG7242A	22	41.70	HBG9642A	28	48.39	HBG9842A	28	49.04			
48"	HBG6048A	21	37.88	HBG7248A	23	43.31	HBG9648A	28	50.00	HBG9848A	29	50.66			
50"	HBG6050A	21	38.24	HBG7250A	23	43.67	HBG9650A	29	50.36	HBG9850A	29	51.01			
54"	HBG6054A	21	38.88	HBG7254A	24	44.31	HBG9654A	29	51.00	HBG9854A	29	51.66			
60"	HBG6060A	22	39.91	HBG7260A	25	45.34	HBG9660A	30	52.03	HBG9860A	30	52.69			

C) COMPLETE GALVANIZED OPEN DECK WITH 4 DECK SUPPORTS															
5' LONG				6' LONG				8' LONG				8'2" LONG			
Depth	Product No.	Wt. (lbs.)	Price Ea.	Product No.	Wt. (lbs.)	Price Ea.	Product No.	Wt. (lbs.)	Price Ea.	Product No.	Wt. (lbs.)	Price Ea.	Product No.	Wt. (lbs.)	Price Ea.
18"	HBG6018B	19	\$37.36	HBG7218B	21	\$42.79	HBG9618B	27	\$49.46	HBG9818B	27	\$50.12			
24"	HBG6024B	20	39.09	HBG7224B	23	44.52	HBG9624B	28	51.21	HBG9824B	29	51.87			
30"	HBG6030B	22	41.06	HBG7230B	24	46.49	HBG9630B	29	53.18	HBG9830B	30	53.84			
36"	HBG6036B	23	42.78	HBG7236B	26	48.21	HBG9636B	31	54.88	HBG9836B	31	55.54			
42"	HBG6042B	24	44.81	HBG7242B	27	50.24	HBG9642B	32	56.93	HBG9842B	33	57.58			
48"	HBG6048B	26	48.03	HBG7248B	29	53.46	HBG9648B	34	60.13	HBG9848B	34	60.79			
50"	HBG6050B	26	48.75	HBG7250B	29	54.18	HBG9650B	34	60.87	HBG9850B	35	61.52			
54"	HBG6054B	27	50.03	HBG7254B	30	55.46	HBG9654B	35	62.15	HBG9854B	35	62.81			
60"	HBG6060B	29	52.09	HBG7260B	31	57.52	HBG9660B	37	64.21	HBG9860B	37	64.87			

GALVANIZED DECK WITH CORRUGATED STEEL DECKING LOAD RATING (lbs./shelf evenly distributed)				
Depth	5' LONG	6' LONG	8' LONG	8'2" LONG
18"	2440	2010	1500	1460
24"	2440	2010	1500	1460
30"	2100	2010	1500	1460
36"	1500	1810	1500	1460
42"	1210	1460	1500	1460
48"	1000	1210	1500	1460

D) COMPLETE GALVANIZED DECK WITH CORRUGATED GALVANIZED STEEL DECKING															
5' LONG				6' LONG				8' LONG				8'2" LONG			
Depth	Product No.	Wt. (lbs.)	Price Ea.	Product No.	Wt. (lbs.)	Price Ea.	Product No.	Wt. (lbs.)	Price Ea.	Product No.	Wt. (lbs.)	Price Ea.	Product No.	Wt. (lbs.)	Price Ea.
18"	HBG6018C	31	\$68.18	HBG7218C	34	\$73.61	HBG9618C	44	\$92.16	HBG9818C	44	\$93.97			
24"	HBG6024C	37	78.36	HBG7224C	40	83.79	HBG9624C	52	105.45	HBG9824C	52	106.10			
30"	HBG6030C	43	86.16	HBG7230C	46	91.60	HBG9630C	59	115.54	HBG9830C	60	116.19			
36"	HBG6036C	49	96.90	HBG7236C	52	102.33	HBG9636C	67	129.55	HBG9836C	68	130.21			
42"	HBG6042C	55	106.87	HBG7242C	58	112.31	HBG9642C	75	142.52	HBG9842C	75	143.18			
48"	HBG6048C	61	116.19	HBG7248C	64	121.63	HBG9648C	83	154.42	HBG9848C	83	155.07			

STORAGE RACK COMPONENTS SCOTLAND RACK, LTD.

Warehouse Storage Rack Components

- A size and capacity to fill your needs -- same features as opposite page.
- Only 2 basic parts -- upright frames and decks, nothing else needed.

Make your own arrangement using only these components. Use only 1 upright frame between sections in a row: number or upright frames for each row is number of sections plus one. Upright frame and deck must be same depth. Different length sections can be combined in the same row. Section length is center to center of posts. 8'2" long sections have 96" clear between posts. Beam capacities: 5' - 2440 lbs., 6' - 2010 lbs., 8' - 1500 lbs. For hand loading only. FOB Shipping Point.

A) Upright Frames

Use with any deck on this page of same depth. Shipped K.D. for safe arrival. 8 bolt easy assembly.

B) Complete Open Deck With 2 Supports

Ideal for use with wire decking, special steel decking or for lighter loads on 3/4" plywood or particleboard. Model H10950 uses standard 48" x 96" sheets without trimming.

C) Complete Open Deck With 4 Supports

For normal loads on 3/4" plywood or particleboard. Four supports prevent creeping sag. Trim panels to 1 3/8" less than deck depth, by 2 3/8" less than section length. Model H14950 uses standard 48" x 96" panels without trimming.

D) Complete Furniture Grade MDF Deck

Smooth, non-splintering particleboard panels fit in beam step for easy sliding storage. Deck supports prevent creeping sag. Panels over 60" shipped in 2 pieces for safe arrival.

E) Complete Corrugated Steel Deck

Fireproof, durable corrugated steel panels fit in beam step recess for easy sliding storage. White finish on deck panels for light reflectivity inside rack.

Fit any storage need with sturdy upright frames and **FOUR TYPES OF DECKS.**



A) UPRIGHT FRAMES															
Depth	5' HIGH			6' HIGH			7' HIGH			8' HIGH			10' HIGH		
	Product No.	Wt. (lbs.)	Price Ea.	Product No.	Wt. (lbs.)	Price Ea.	Product No.	Wt. (lbs.)	Price Ea.	Product No.	Wt. (lbs.)	Price Ea.	Product No.	Wt. (lbs.)	Price Ea.
18"	H31805	15	\$35.61	H31806	19	\$42.94	H31807	21	\$49.22	H31808	24	\$52.24	H31810	30	\$62.70
24"	H32405	17	37.40	H32406	20	45.12	H32407	23	51.99	H32408	26	55.00	H32410	32	65.87
30"	H33005	18	40.40	H33006	22	48.91	H33007	24	52.01	H33008	28	59.40	H33010	34	71.06
36"	H33605	19	42.18	H33606	23	51.10	H33607	26	54.21	H33608	30	62.15	H33610	36	74.22
42"	H34205	20	45.16	H34206	25	54.81	H34207	27	57.91	H34208	32	66.66	H34210	38	79.45
48"	H34805	21	46.58	H34806	26	56.61	H34807	28	59.72	H34808	33	68.75	H34810	40	81.93
50"	H35005	22	48.48	H35006	27	59.09	H35007	29	62.19	H35008	34	71.39	H35010	41	85.15
54"	H35405	23	49.76	H35406	28	60.72	H35407	30	63.82	H35408	35	73.25	H35410	42	87.36
60"	H36005	24	51.25	H36006	29	62.57	H36007	31	65.67	H36008	37	75.49	H36010	44	89.96

B) COMPLETE OPEN DECKS WITH 2 DECK SUPPORTS													
Depth	5' LONG			6' LONG			8' LONG			8'2" LONG			
	Product No.	Wt. (lbs.)	Price Ea.	Product No.	Wt. (lbs.)	Price Ea.	Product No.	Wt. (lbs.)	Price Ea.	Product No.	Wt. (lbs.)	Price Ea.	
18"	H10518	17	\$32.54	H10618	20	\$37.97	H10818	25	\$44.66	H10918	25	\$45.31	
24"	H10524	18	33.42	H10624	20	38.85	H10824	26	45.52	H10924	26	46.18	
30"	H10530	18	34.40	H10630	21	39.84	H10830	26	46.51	H10930	27	47.16	
36"	H10536	19	35.25	H10636	22	40.69	H10836	27	47.37	H10936	27	48.03	
42"	H10542	20	36.27	H10642	22	41.70	H10842	28	48.39	H10942	28	49.04	
48"	H10548	21	37.88	H10648	23	43.31	H10848	28	50.00	H10948	29	50.66	
50"	H10550	21	38.24	H10650	23	43.67	H10850	29	50.36	H10950	29	51.01	
54"	H10554	21	38.88	H10654	24	44.31	H10854	29	51.00	H10954	29	51.66	
60"	H10560	22	39.91	H10660	25	45.34	H10860	30	52.03	H10960	30	52.69	

C) COMPLETE OPEN DECKS WITH 4 DECK SUPPORTS													
Depth	5' LONG			6' LONG			8' LONG			8'2" LONG			
	Product No.	Wt. (lbs.)	Price Ea.	Product No.	Wt. (lbs.)	Price Ea.	Product No.	Wt. (lbs.)	Price Ea.	Product No.	Wt. (lbs.)	Price Ea.	
18"	H14518	19	\$37.36	H14618	21	\$42.79	H14818	27	\$49.46	H14918	27	\$50.12	
24"	H14524	20	39.09	H14624	23	44.52	H14824	28	51.21	H14924	29	51.87	
30"	H14530	22	41.06	H14630	24	46.49	H14830	29	53.18	H14930	30	53.84	
36"	H14536	23	42.78	H14636	26	48.21	H14836	31	54.88	H14936	31	55.54	
42"	H14542	24	44.81	H14642	27	50.24	H14842	32	56.93	H14942	33	57.58	
48"	H14548	26	48.03	H14648	29	53.46	H14848	34	60.13	H14948	34	60.79	
50"	H14550	26	48.75	H14650	29	54.18	H14850	34	60.87	H14950	35	61.52	
54"	H14554	27	50.03	H14654	30	55.46	H14854	35	62.15	H14954	35	62.81	
60"	H14560	29	52.09	H14660	31	57.52	H14860	37	64.21	H14960	37	64.87	

D) COMPLETE FURNITURE GRADE MDF DECK													
Depth	5' LONG			6' LONG			8' LONG			8'2" LONG			
	Product No.	Wt. (lbs.)	Price Ea.	Product No.	Wt. (lbs.)	Price Ea.	Product No.	Wt. (lbs.)	Price Ea.	Product No.	Wt. (lbs.)	Price Ea.	
18"	H17518	35	\$47.99	H17618	41	\$56.90	H17818	52	\$65.66	H17918	53	\$66.31	
24"	H17524	42	52.51	H17624	49	60.28	H17824	63	73.09	H17924	64	73.75	
30"	H17530	49	60.30	H17630	57	70.48	H17830	74	80.52	H17930	75	80.69	
36"	H17536	56	66.43	H17636	66	78.82	H17836	85	90.40	H17936	86	90.46	
42"	H17542	63	71.48	H17642	74	84.15	H17842	95	101.67	H17942	97	102.75	
48"	H17548	71	74.72	H17648	83	90.22	H17848	106	104.93	H17948	108	106.00	
50"	H17550	73	75.70	H17650	85	89.34	H17850	109	105.66	H17950	111	106.72	
54"	H17554	78	82.57	H17654	91	96.34	H17854	117	114.99	H17954	119	115.64	
60"	H17560	85	86.79	H17660	99	99.58	H17860	128	118.61	H17960	130	118.78	

E) COMPLETE CORRUGATED STEEL DECK													
Depth	5' LONG			6' LONG			8' LONG			8'2" LONG			
	Product No.	Wt. (lbs.)	Price Ea.	Product No.	Wt. (lbs.)	Price Ea.	Product No.	Wt. (lbs.)	Price Ea.	Product No.	Wt. (lbs.)	Price Ea.	
24"	H16524	38	\$79.19	H16624	40	\$84.63	H16824	52	\$106.57	H16924	47	\$107.22	
30"	H16530	44	87.00	H16630	46	92.43	H16830	60	116.66	H16930	55	117.31	
36"	H16536	49	97.70	H16636	57	103.13	H16836	67	130.64	H16936	62	131.30	
42"	H16542	55	107.72	H16642	58	113.15	H16842	75	143.64	H16942	70	144.30	
48"	H16548	61	117.03	H16648	64	122.46	H16848	83	155.52	H16948	83	156.18	
60"	H16560	73	136.67	H16660	76	142.10	H16860	98	181.04	H16960	99	181.70	

STORAGE RACKS



Warehouse Storage Racks

- For hand loading only.
- Store heavy material for less.
- Racks assemble quickly, easily.
- Decks adjustable on 2" centers.

High-capacity, low-cost storage racks to help you organize your factory or warehouse for space-saving efficiency. Rugged, all-steel racks hold 1500 lbs. per deck for 8' lengths (more capacity for shorter lengths). All decks feature boltless 2" center adjustment with exclusive automatic safety lock. Durable gray enamel finish on steel parts. For hand loading only. FOB Shipping Point.

Steel Decking

White enamel finish for visibility within racks. Supplied cut to fit between beam steps of any storage rack having: $\frac{3}{8}$ " or $\frac{1}{2}$ " high steps. Specify exact panel depth when ordering. Panels are 26"W with flat-top corrugations on 2 $\frac{1}{2}$ " centers which overlap neatly to fit any length beam. Load ratings: 36"D racks 126 lbs. per sq. ft., 48"D racks 70 lbs. per sq. ft.



Overall Rack Depth	STEEL DECKING DECK LENGTH							
	49" to 72"		73" to 96"		97" to 120"			
Product No.	Wt. (lbs.)	Price Ea.	Product No.	Wt. (lbs.)	Price Ea.	Product No.	Wt. (lbs.)	Price Ea.
18" H6N183	15	\$43.37	H6N184	20	\$57.84	H6N185	25	\$72.30
24" H6N243	20	54.42	H6N244	27	72.57	H6N245	33	90.70
30" H6N303	26	62.52	H6N304	34	83.36	H6N305	42	104.19
36" H6N363	31	74.25	H6N364	41	99.00	H6N365	51	123.75
42" H6N423	36	84.93	H6N424	48	113.24	H6N425	60	141.55
48" H6N483	41	94.07	H6N484	55	125.43	H6N485	69	156.81

How to Order

Units include one upright frame and 3 deck sections. Order one upright frame to end each row of sections. For other heights order frames and decks separately from opposite page.

A) Open Decking Racks

Use with wire decking, special steel decking or locally-obtained $\frac{3}{4}$ " plywood or particleboard decking. Panels fit in beam step recess for easy sliding storage. For proper fit of wood base decking trim panels to $\frac{1}{8}$ " less than rack depth x $2\frac{1}{2}$ " less than section length. For heavier loads on wood type decking order 2 extra deck supports at left for each deck. Not necessary for wire or steel decking.



Upright Frame

Order one to end each row of sections.

Upright Frames (8' H. - 10500 lb. capacity)			
Product No.	Depth	Wt. (lbs.)	Price Ea.
H31808	18"	24	\$52.24
H32408	24"	26	55.00
H33008	30"	28	59.40
H33608	36"	30	62.15
H34208	42"	32	66.66
H34808	48"	33	68.75

Depth	A) 8' HIGH SECTIONS WITH 3 OPEN DECKS 5' LENGTH			6' LENGTH			8' LENGTH		
	Product No.	Wt. (lbs.)	Price Ea.	Product No.	Wt. (lbs.)	Price Ea.	Product No.	Wt. (lbs.)	Price Ea.
24"	H81543	78	\$155.24	H81643	86	\$171.54	H81843	102	\$191.58
30"	H81503	82	162.58	H81603	90	178.90	H81803	105	198.94
36"	H81563	86	167.90	H81663	94	184.19	H81863	109	204.24
42"	H81523	89	175.46	H81623	97	191.76	H81823	113	211.81
48"	H81583	94	182.37	H81683	101	198.67	H81883	117	218.72

EXTRA DECKS

24"	H10524	18	33.42	H10624	20	38.85	H10824	26	45.52
30"	H10530	18	34.40	H10630	21	39.84	H10830	26	46.51
36"	H10536	19	35.25	H10636	22	40.69	H10836	27	47.37
42"	H10542	20	36.27	H10642	22	41.70	H10842	28	48.39
48"	H10548	21	37.88	H10648	23	43.31	H10848	28	50.00

B) 8' HIGH SECTIONS WITH 3 MDF DECKS


Depth	B) 8' HIGH SECTIONS WITH 3 MDF DECKS 5' LENGTH			6' LENGTH			8' LENGTH		
	Product No.	Wt. (lbs.)	Price Ea.	Product No.	Wt. (lbs.)	Price Ea.	Product No.	Wt. (lbs.)	Price Ea.
24"	H85543	151	\$212.51	H85643	172	\$235.87	H85843	214	\$274.28
30"	H85503	173	240.28	H85603	198	270.82	H85803	248	300.96
36"	H85563	197	261.45	H85663	226	298.63	H85863	282	333.37
42"	H85523	220	281.07	H85623	252	319.12	H85823	316	371.69
48"	H85583	244	292.90	H85683	280	339.42	H85883	350	383.54

EXTRA DECKS

24"	H17524	42	52.51	H17624	49	60.28	H17824	63	73.09
30"	H17530	49	60.30	H17630	57	70.48	H17830	74	80.52
36"	H17536	56	66.43	H17636	66	78.82	H17836	85	90.40
42"	H17542	63	71.48	H17642	74	84.15	H17842	95	101.67
48"	H17548	71	74.72	H17648	83	90.22	H17848	106	104.93


B) MDF Decking Storage Racks

Smooth, non-splintering $\frac{3}{4}$ " furniture grade MDF panels fit into beam step recess for easy sliding storage. Each deck includes four front-to-back steel support under MDF panels.



C) Corrugated Steel Decking Storage Racks

Fireproof, durable steel panels fit into beam step recess for easy sliding storage. Bright white finish for visibility within racks.



Deck Supports

For additional support of wood base decking. Order 2 extra supports for each deck. (Not required for formed steel decking.)

Product No.	Depth	Wt. (lbs.)	Price Ea.
H218	18"	1	\$2.40
H224	24"	2	2.84
H230	30"	2	3.33
H236	36"	2	3.76
H242	42"	3	4.27
H248	48"	3	5.07
H250	50"	3	5.25
H254	54"	3	5.57
H260	60"	4	6.09

Depth	C) 8' HIGH SECTIONS WITH 3 STEEL DECKS 5' LENGTH			6' LENGTH			8' LENGTH		
	Product No.	Wt. (lbs.)	Price Ea.	Product No.	Wt. (lbs.)	Price Ea.	Product No.	Wt. (lbs.)	Price Ea.
24"	H83543	138	\$292.58	H83643	146	\$308.88	H83843	181	\$374.70
30"	H83503	158	320.40	H83603	166	336.70	H83803	207	409.34
36"	H83563	177	355.25	H83663	185	371.55	H83863	231	454.06
42"	H83523	197	389.79	H83623	205	406.09	H83823	256	497.58
48"	H83583	217	419.82	H83683	225	436.12	H83883	281	535.33

EXTRA DECKS

24"	H16524	38	79.19	H16624	40	84.63	H16824	52	106.57
30"	H16530	44	87.00	H16630	46	92.43	H16830	60	116.66
36"	H16536	49	97.70	H16636	57	103.13	H16836	67	130.64
42"	H16542	55	107.72	H16642	58	113.15	H16842	75	143.64
48"	H16548	61	117.03	H16648	64	122.46	H16848	83	155.52

STEEL EDGE SHELVING



Unique Steel Edge Shelving


- Carries more load at less cost than any other shelving.
- Frames feature unique boltless snap-together construction for ease and speed of assembly.

Heavy-gauge steel shelving combines with furniture grade MDF panels to create an exceptional sturdy and economical storage system. Super-tough steel upright frames handle 3500 lbs. per frame on 24" maximum centers. Only one frame needed between sections in a row. Shelves feature rounded steel edges for ease of sliding material on and off... also prevents cuts or scrapes. Furniture grade MDF panels fit into recessed shelf support bars. Shelves easily adjust on 2" centers without bolts. Sections are complete with cut-to-size furniture grade MDF panels and plastic end caps for top and bottom of posts. Shipped K.D. FOB Shipping Point.



5 Shelf Sections Shown
All Models Include Furniture Grade
MDF Shelf Center Panels

6' HIGH 5 - SHELF UNITS						
Size D x L	Product No.	Starter Unit		Add-On Unit		
		Wt. (lbs.)	Price Ea.	Product No.	Wt. (lbs.)	Price Ea.
12 x 30"	H6025W	65	\$118.00	H6025K	52	\$82.60
12 x 36"	H6625W	74	126.52	H6625K	61	90.87
12 x 42"	H6225W	82	133.66	H6225K	69	97.61
12 x 48"	H6825W	93	141.64	H6825K	79	105.49
18 x 30"	H6085W	82	129.94	H6085K	68	92.93
18 x 36"	H6685W	94	146.78	H6685K	80	109.51
18 x 42"	H6285W	106	152.40	H6285K	91	114.75
18 x 48"	H6885W	119	161.00	H6885K	104	123.24
24 x 30"	H6045W	99	140.06	H6045K	84	101.54
24 x 36"	H6645W	114	152.25	H6645K	98	113.46
24 x 42"	H6245W	129	168.30	H6245K	113	129.13
24 x 48"	H6845W	145	176.66	H6845K	129	137.37
7' HIGH 5 - SHELF UNITS						
12 x 30"	H7025W	68	124.73	H7025K	54	85.96
12 x 36"	H7625W	76	133.25	H7625K	62	94.24
12 x 42"	H7225W	85	140.39	H7225K	71	100.97
12 x 48"	H7825W	95	148.37	H7825K	81	108.85
18 x 30"	H7085W	85	136.67	H7085K	69	96.28
18 x 36"	H7685W	97	153.51	H7685K	81	112.87
18 x 42"	H7285W	109	159.13	H7285K	93	118.12
18 x 48"	H7885W	122	167.73	H7885K	105	126.60
24 x 30"	H7045W	102	146.79	H7045K	85	104.90
24 x 36"	H7645W	117	158.99	H7645K	99	116.84
24 x 42"	H7245W	132	175.03	H7245K	114	132.51
24 x 48"	H7845W	147	183.39	H7845K	130	140.75
8' HIGH 6 - SHELF UNITS						
12 x 30"	H8026W	81	151.61	H8026K	64	104.67
12 x 36"	H8626W	91	161.79	H8626K	75	114.61
12 x 42"	H8226W	102	170.27	H8226K	85	122.69
12 x 48"	H8826W	114	179.84	H8826K	97	132.15
18 x 30"	H8086W	102	166.90	H8086K	84	117.55
18 x 36"	H8686W	117	187.04	H8686K	98	137.45
18 x 42"	H8286W	131	193.73	H8286K	112	143.75
18 x 48"	H8886W	146	204.03	H8886K	127	153.93
24 x 30"	H8046W	123	179.96	H8046K	103	128.34
24 x 36"	H8646W	141	194.52	H8646K	120	142.66
24 x 42"	H8246W	159	213.72	H8246K	138	161.46
24 x 48"	H8846W	178	223.72	H8846K	157	171.36



Steel and Medium Density Fiberboard Shelves

Rounded edges for easy and safe use. Durable furniture grade MDF panel fits into recessed shelf support bars. Shelves adjust every 2".

Size	SHELF CAPACITY (lbs.) (lbs. per shelf evenly distributed)			
	30"L	36"L	42"L	48"L
12" D.	490	410	350	305
18" D.	505	420	360	315
24" D.	510	430	370	325

Product No.	EXTRA SHELVES		Wt. (lbs.)	Price Ea.
	Size	Wt. (lbs.)		
H3012	12 x 30"	8.3	\$10.55	
H3612	12 x 36"	10	12.21	
H4212	12 x 42"	11.7	13.57	
H4812	12 x 48"	13.7	15.13	
H3018	18 x 30"	11.1	12.30	
H3618	18 x 36"	13.5	15.61	
H4218	18 x 42"	15.8	16.67	
H4818	18 x 48"	18.3	18.37	
H3024	24 x 30"	14	13.72	
H3624	24 x 36"	16.9	16.10	
H4224	24 x 42"	19.9	19.24	
H4824	24 x 48"	23	20.90	

SUPER DUTY EDGE SHELVING



Super-Duty Steel Edge Shelving

- This affordable shelving system supports loads up to 675 lbs. per shelf!
- Extra heavy duty shelf frames deliver solid rock performance.

Where strength and durability is a requirement, this shelving system is the answer. Supports more weight at less cost than any other shelving system. Furniture-grade MDF panel prevents "oil can" effect of all steel shelves. Small boxes stay upright without tipping. Rounded steel edges for ease of sliding material on and off prevents accidental cuts. Shelves adjust on 2" centers without loose clips or bolts. Boltless all-steel snap together frames support 3500 lbs. per frame with shelves on 24" maximum centers. Only one frame needed between sections in a row. Shipped K.D. FOB Shipping Point.




Shelf Depth	SHELF CAPACITY (lbs.) per shelf evenly distributed Length			
	36"	42"	48"	54"
18"	675	575	500	445
24"	675	575	500	445
30"	650	575	500	445
36"	540	540	500	445

All Models Include Furniture Grade MDF Panels -- with 2 steel channel reinforcements per shelf.

6' HIGH 5 - SHELF UNITS					
Size D x L	Product No.	Starter Unit		Add-on Unit	
		Wt. (lbs.)	Price Ea.	Product No.	Price Ea.
18 x 36"	H6685X	106	\$179.69	H6685Y	92 \$142.42
18 x 42"	H6285X	118	184.91	H6285Y	103 147.25
18 x 48"	H6885X	131	195.73	H6885Y	116 157.96
18 x 54"	H6985X	136	214.81	H6985Y	121 176.66
24 x 36"	H6645X	129	188.78	H6645Y	113 150.00
24 x 42"	H6245X	144	204.42	H6245Y	128 165.25
24 x 48"	H6845X	160	215.00	H6845Y	144 175.72
24 x 54"	H6945X	166	234.67	H6945Y	150 195.03
30 x 36"	H6605X	151	215.12	H6605Y	134 174.60
30 x 42"	H6205X	169	227.52	H6205Y	152 186.61
30 x 48"	H6805X	188	236.54	H6805Y	170 195.52
30 x 54"	H6905X	195	262.49	H6905Y	177 221.09
36 x 36"	H6665X	174	254.87	H6665Y	155 212.66
36 x 42"	H6265X	194	257.42	H6265Y	176 214.84
36 x 48"	H6865X	216	267.10	H6865Y	198 224.40
36 x 54"	H6965X	224	295.31	H6965Y	205 252.63

Front-to-back steel channel reinforcements drop into slots in shelf bar. No bolts!




7' HIGH 5 - SHELF UNITS						8' HIGH 6 - SHELF UNITS						EXTRA SHELVES			
Size D x L	Product No.	Starter Unit		Add-on Unit		Size D x L	Product No.	Starter Unit		Add-on Unit		Product No.	Size D x L	Wt. (lbs.)	Price Ea.
		Wt. (lbs.)	Price Ea.	Product No.	Wt. (lbs.)			Price Ea.	Product No.	Wt. (lbs.)	Price Ea.				
18 x 36"	H7685X	109	\$186.42	H7685Y	93 \$145.79	18 x 36"	H8686X	131	\$226.55	H8686Y	112 \$176.96	H3618X	18 x 36"	16	\$22.21
18 x 42"	H7285X	121	191.64	H7285Y	105 150.63	18 x 42"	H8286X	145	232.73	H8286Y	126 182.76	H4218X	18 x 42"	19	23.16
18 x 48"	H7885X	134	202.46	H7885Y	117 161.33	18 x 48"	H8886X	161	245.70	H8886Y	141 195.60	H4818X	18 x 48"	21	25.31
18 x 54"	H7985X	139	221.54	H7985Y	123 180.03	18 x 54"	H8986X	167	268.51	H8986Y	148 218.04	H5418X	18 x 54"	22	29.04
24 x 36"	H7645X	132	195.51	H7645Y	114 153.36	24 x 36"	H8646X	159	238.36	H8646Y	138 186.49	H3624X	24 x 36"	20	23.42
24 x 42"	H7245X	147	211.15	H7245Y	129 168.63	24 x 42"	H8246X	177	257.06	H8246Y	156 204.81	H4224X	24 x 42"	23	26.46
24 x 48"	H7845X	162	221.73	H7845Y	145 179.07	24 x 48"	H8846X	196	269.73	H8846Y	175 217.36	H4824X	24 x 48"	26	28.55
24 x 54"	H7945X	169	241.40	H7945Y	151 198.39	24 x 54"	H8946X	203	293.27	H8946Y	182 240.54	H5424X	24 x 54"	28	32.42
30 x 36"	H7605X	153	221.85	H7605Y	135 177.97	30 x 36"	H8606X	186	271.01	H8606Y	163 216.55	H3630X	30 x 36"	24	27.99
30 x 42"	H7205X	172	234.25	H7205Y	153 189.99	30 x 42"	H8206X	208	285.82	H8206Y	185 230.96	H4230X	30 x 42"	28	30.39
30 x 48"	H7805X	190	243.27	H7805Y	172 198.88	30 x 48"	H8806X	230	296.63	H8806Y	207 241.64	H4830X	30 x 48"	32	32.18
30 x 54"	H7905X	198	269.22	H7905Y	179 224.46	30 x 54"	H8906X	239	327.69	H8906Y	216 272.34	H5430X	30 x 54"	33	37.28
36 x 36"	H7665X	176	261.60	H7665Y	157 216.03	36 x 36"	H8666X	214	319.72	H8666Y	190 262.72	H3636X	36 x 36"	28	35.27
36 x 42"	H7265X	197	264.15	H7265Y	177 218.19	36 x 42"	H8266X	239	322.70	H8266Y	214 265.33	H4236X	36 x 42"	32	35.70
36 x 48"	H7865X	219	273.84	H7865Y	199 227.78	36 x 48"	H8866X	266	334.28	H8866Y	241 276.81	H4836X	36 x 48"	37	37.61
36 x 54"	H7965X	227	302.04	H7965Y	207 255.99	36 x 54"	H8966X	275	368.16	H8966Y	250 310.67	H5436X	36 x 54"	38	43.25

PLASTIC FLOORING AND SHELVING

Dura-Shelf® Plastic Bulk Shelving

- Snaps together in seconds – no tools required.
- Modular design permits hundreds of shelving configurations.

Made of heavy duty high impact plastic for long wearing use. Impervious to oils, gas, acids, solvents and most chemicals. Open grid shelving is ideal for wet, corrosive and harsh environments. Reduces dirt and dust accumulation and increases air flow and light penetration. Add or subtract shelves to satisfy spacing needs. FOB Shipping Point.




HS9636B



HS6624X4

Add containment trays to keep small spills from cross contaminating



2-SHELF - 27" HIGH				3-SHELF - 51" HIGH			4-SHELF - 75" HIGH		
Size W x D	Product No.	Wt. (lbs.)	Price Ea.	Product No.	Wt. (lbs.)	Price Ea.	Product No.	Wt. (lbs.)	Price Ea.
36 x 16"	HS3616B	22	\$103.29	HS3616X3	35	\$176.78	HS3616X4	48	\$250.25
66 x 16"	HS6616B	36	175.80	HS6616X3	58	296.46	HS6616X4	80	417.10
96 x 16"	HS9616B	49	221.48	HS9616X3	78	375.88	HS9616X4	107	530.27
36 x 24"	HS3624B	26	131.19	HS3624X3	41	220.65	HS3624X4	56	310.10
48 x 24"	HS4824B	35	211.92	HS4824X3	57	350.60	HS4824X4	78	489.28
66 x 24"	HS6624B	40	219.17	HS6624X3	64	365.29	HS6624X4	88	511.40
96 x 24"	HS9624B	65	260.91	HS9624X3	102	439.83	HS9624X4	139	618.73
36 x 36"	HS3636B	44	210.40	HS3636X3	70	359.22	HS3636X4	97	508.05
66 x 36"	HS6636B	74	356.02	HS6636X3	118	599.46	HS6636X4	163	842.90
96 x 36"	HS9636B	103	417.47	HS9636X3	165	720.11	HS9636X4	226	1,022.78

Containment Trays

Add containment trays to Dura-Shelf to classify storage of a variety of items based on OSHA color-coding requirements. Containment trays are available for most 24" systems.

Product No.	Storage Type	Color	Price Ea.	Maximum Trays Per Shelf System		
HCT300124	General	Black	\$22.55	Size	x2	x3
HCTR300124	Flammables	Red	23.27	36"	2	3
HCTB300124	Health Hazards/Toxins	Blue	23.27	66"	4	6
HCTY300124	Reactives/Oxidizers	Yellow	23.27	96"	6	9
HCTW300124	Contact Hazards	White	23.27			12

Dunnage-Rack™ BULK STORAGE RACKS

- 12" leg posts make it easy to clean floor underneath.
- Flow through grid permits scrap and liquids to fall or drain below.

Impervious to oils, salts, acids and most chemicals. Easy to steam clean or disinfect. Lightweight for ease in handling. No tools required, snaps together in seconds. Temporary or permanent. Choose the Solid Top Dunnage-Rack where a grid top is undesirable and a higher weight capacity is needed. FOB Shipping Point.



HDT6624



HD3624



HDT3636



HDT9636

Product No.	Size H x W x D	Description	Wt. (lbs.)	Price Ea.
HD3624	12 x 36 x 24"	Dunnage Rack, 1 Shelf, 5 Posts	13	\$62.62
HD4824	12 x 48 x 24"	Dunnage Rack, 1 Shelf, 9 Posts	19	106.54
HD6624	12 x 66 x 24"	Dunnage Rack, 1 Shelf, 8 Posts	23	107.34
HD9624	12 x 96 x 24"	Dunnage Rack, 1 Shelf, 11 Posts	34	128.21
HD3636	12 x 36 x 36"	Dunnage Rack, 1 Shelf, 9 Posts	22	94.87
HD6636	12 x 66 x 36"	Dunnage Rack, 1 Shelf, 14 Posts	37	164.66
HD9636	12 x 96 x 36"	Dunnage Rack, 1 Shelf, 19 Posts	53	183.98
HDT3624	12 x 36 x 24"	Solid Top Dunnage Rack, 1 Shelf, 5 Posts	17	75.55
HDT4824	12 x 48 x 24"	Solid Top Dunnage Rack, 1 Shelf, 9 Posts	21	116.58
HDT6624	12 x 66 x 24"	Solid Top Dunnage Rack, 1 Shelf, 8 Posts	28	122.05
HDT9624	12 x 96 x 24"	Solid Top Dunnage Rack, 1 Shelf, 11 Posts	41	156.42
HDT3636	12 x 36 x 36"	Solid Top Dunnage Rack, 1 Shelf, 9 Posts	26	101.14
HDT6636	12 x 66 x 36"	Solid Top Dunnage Rack, 1 Shelf, 14 Posts	49	175.10
HDT9636	12 x 96 x 36"	Solid Top Dunnage Rack, 1 Shelf, 19 Posts	64	235.38

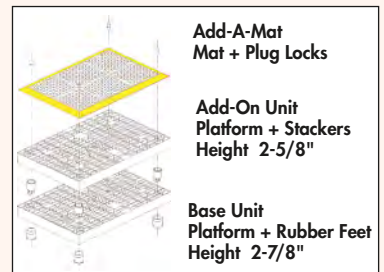
Add-A-Level™ Work Platforms

- Variable height work platforms raise employees to ergonomic work levels at 2 7/8" increments.
- Flow through grid permits scrap and liquids to fall or drain below.
- Custom configurations are designed for free.

Modular design permits hundreds of floor plans. Assemble to desired height, length or width using patented "Stacker" & "Poly-Clip" system to fit any floor plan. Impervious to oils, gas, acids and most chemicals. No tools required – snaps together in seconds. Replace "unsafe" worn-out platforms and pallets. Made from strong, durable high impact plastic. Available with comfort matting and Plug-Lock system – connects mats to platform. Lightweight for ease in handling. Available with ramping system. Temporary or permanent. FOB Shipping Point.



Custom Configuration



COMFORT DRAINAGE MATS 7/8" THICK				
Product No.	Size	Description	Wt. (lbs.)	Price Ea.
HM23780	2 x 3'	Black Mat	17	\$82.49
HM23784	2 x 3'	Yellow Border	17	132.68
HM24780	2 x 4'	Black Mat	22	124.97
HM24784	2 x 4'	Yellow Border	22	249.06
HM25780	2 x 5.5'	Black Mat	29	180.24
HM25784	2 x 5.5'	Yellow Border	29	248.50
HM28780	2 x 8'	Black Mat	44	260.08
HM28784	2 x 8'	Yellow Border	44	344.56
HM33780	3 x 3'	Black Mat	25	209.11
HM33784	3 x 3'	Yellow Border	28	303.18
HM35780	3 x 5.5'	Black Mat	46	342.57
HM35784	3 x 5.5'	Yellow Border	50	376.77
HM38780	3 x 8'	Black Mat	66	343.73
HM38784	3 x 8'	Yellow Border	72	437.85



HA3624B
HA3624A
HM23784

ADD-A-LEVEL COMPONENTS			
Product No.	Description	Wt. (lbs.)	Price Ea.
HA3616B	16" x 3' Base Unit	9	\$41.44
HA3616A	16" x 3' Add-on Unit	9	41.44
HA6616B	16" x 5.5' Base Unit	16	73.54
HA6616A	16" x 5.5' Add-on Unit	16	73.54
HA9616B	16" x 8' Base Unit	21	96.46
HA9616A	16" x 8' Add-on Unit	21	96.46
HA3624B	2' x 3' Base Unit	12	52.17
HA3624A	2' x 3' Add-on Unit	12	52.17
HA4824B	2' x 4' Base Unit	15	87.94
HA4824A	2' x 4' Add-on Unit	15	87.94
HA6624B	2' x 5.5' Base Unit	20	96.92
HA6624A	2' x 5.5' Add-on Unit	20	96.92
HA9624B	2' x 8' Base Unit	30	112.57
HA9624A	2' x 8' Add-on Unit	30	112.57
HA3636B	3' x 3' Base Unit	18	73.82
HA3636A	3' x 3' Add-on Unit	18	73.82
HA6636B	3' x 5.5' Base Unit	31	132.56
HA6636A	3' x 5.5' Add-on Unit	31	132.56
HA9636B	3' x 8' Base Unit	45	145.38
HA9636A	3' x 8' Add-on Unit	45	145.38


SHELVING & DECKING



All-Welded Rack Deck Clearance Bars

- Available in 3 rack depths.

Provides support for and access to non-palletized loads and can be used for supporting bulky products. The bars are available in 3 standard rack depths, 36", 42" and 48" deep. FOB Shipping Point.



ALL-WELDED RACK DECK CLEARANCE BARS			
Product No.	Depth	Wt. (lbs.)	Price Ea.
HRDCB-36	36"	13	\$43.88
HRDCB-42	42"	15	51.04
HRDCB-48	48"	17	58.21

Heavy-Duty Tool and Die Shelving

- 1000 lbs. per shelf capacity.

Two roll-out shelves extend 100% for ease of access. Great for heavy tooling, dies, and large parts that require an overhead crane or forklift to load and unload. The frame is built of 1/2" thick structural angle. Roll-out shelves are reinforced with 7 gauge steel and 12 gauge decks. Roll-out shelves measure 48" wide x 36" deep. Fixed top shelf provides additional storage space. Shelf clearance is 22". Unit comes with lag holes for anchoring to the floor. Ships partially set up. Some assembly required. Powder coated gray finish. FOB Shipping Point.



HHRS-3648-3

HEAVY-DUTY TOOL AND DIE SHELVING			
Product No.	Overall Size W x D x H	Wt. (lbs.)	Price Ea.
HHRS-3648-3	53 x 36 x 60"	585	\$2,067.58

All-Welded Heavy-Duty Steel Closed Shelving

- Durable powder coated gray finish.

Heavy-duty, reinforced 12 gauge steel shelves have 2,000 lbs. capacity per shelf and are enclosed on three sides to help protect and store your items. Solid steel sided shelving provides a clean and uniform look. 2" x 2" x 3/16" corner angles have footpads with anchor hole. 72" overall height with 3 1/2" bottom shelf clearance. 3 center shelves with 15" clearance between shelves. Built to last. FOB Shipping Point.



ALL-WELDED HEAVY-DUTY STEEL CLOSED SHELVING			
Product No.	Size D x W	Wt. (lbs.)	Price Ea.
H5SE-1832-72	18 x 32"	263	\$545.37
H5SE-2436-72	24 x 36"	335	660.90
H5SE-2448-72	24 x 48"	429	838.21
H5SE-2460-72	24 x 60"	504	993.13



Solid Steel Rack Decking



Perforated Steel Rack Decking

All-Welded Steel Rack Decking

- 3,000 lb. capacity per decking section.

Smooth 14 gauge steel surface with durable powder coated finish. Perforated decking has 1" diameter holes. 12 gauge reinforced channels on underside fit 1 5/8" step beams. 1 1/2" waterfall on front and back edges. Each decking section has a load capacity of 3,000 lbs. FOB Shipping Point.

ALL-WELDED SOLID STEEL RACK DECKING			
Product No.	Size D x W	Wt. (lbs.)	Price Ea.
HRD-3646-3	36 x 46"	58	\$111.04
HRD-3652-3	36 x 52"	61	118.21
HRD-3658-3	36 x 58"	66	132.54
HRD-4246-3	42 x 46"	65	123.58
HRD-4252-3	42 x 52"	71	132.54
HRD-4258-3	42 x 58"	77	146.87
HRD-4846-4	48 x 46"	82	148.66
HRD-4852-4	48 x 52"	89	157.61
HRD-4858-4	48 x 58"	96	171.94
ALL-WELDED PERFORATED STEEL RACK DECKING			
HRDP-3646-3	36 x 46"	54	127.16
HRDP-4246-3	42 x 46"	60	139.70
HRDP-4846-4	48 x 46"	77	171.94

10 piece minimum order.

All-Welded Heavy-Duty Steel Shelving

- No assembly required.

Reinforced 12 gauge steel shelves have a 2,000 lb. capacity per shelf. 2" x 2" x 3/16" corner angles have footpads with anchor. 72" overall height with 3 1/2" bottom shelf clearance under unit. Ships set up and ready for immediate use. FOB Shipping Point.



5 Shelf Unit

ALL-WELDED HEAVY-DUTY STEEL SHELVING						
Size D x W	4 SHELF 20 3/4" CLEARANCE			5 SHELF 15" CLEARANCE		
	Product No.	Wt. (lbs.)	Price Ea.	Product No.	Wt. (lbs.)	Price Ea.
18 x 32"	H4SH-1832-72	156	\$291.94	H5SH-1832-72	179	\$336.72
24 x 36"	H4SH-2436-72	195	342.09	H5SH-2436-72	227	395.82
24 x 48"	H4SH-2448-72	253	433.43	H5SH-2448-72	299	512.24
24 x 60"	H4SH-2460-72	298	497.91	H5SH-2460-72	356	591.04
30 x 48"	H4SH-3048-72	291	488.96	H5SH-3048-72	364	580.30
30 x 60"	H4SH-3060-72	344	564.18	H5SH-3060-72	414	677.01
36 x 60"	H4SH-3660-72	394	635.82	H5SH-3660-72	465	779.10
36 x 72"	H4SH-3672-72	478	741.49	H5SH-3672-72	573	913.43

SHELVING SYSTEMS



Record Archive Shelving
w/Particle Board Decking
HZA691584-4D

TENNSCO Record Archive SHELVING

Rack is designed to hold record storage boxes for archival purposes. May be ordered with particle board decking or without decking to allow you to purchase it locally. Fast and easy retrieval of records. Sand or Medium Gray -- please specify. FOB Shipping Point.

RECORD ARCHIVE SHELVING						
Product No	No. of Openings	Archive Box Capacity	Size W x D x H	Wt. (lbs.)	Price Ea.	
WITH PARTICLE BOARD DECKING						
HZA421560-3D	2	18	42 x 15 x 60"	75	\$88.08	
HZA421584-4D	3	24	42 x 15 x 84"	100	118.58	
HZA422460-3D	2*	18	42 x 24 x 60"	94	103.89	
HZA422484-4D	3*	24	42 x 24 x 84"	126	139.47	
HZA423060-3D	2	36	42 x 30 x 60"	115	110.67	
HZA423084-4D	3	48	42 x 30 x 84"	154	148.50	
HZA691560-3D	2	30	69 x 15 x 60"	113	127.04	
HZA691584-4D	3	40	69 x 15 x 84"	151	170.52	
HZA692460-3D	2*	30	69 x 24 x 60"	144	162.62	
HZA692484-4D	3*	40	69 x 24 x 84"	193	217.95	
HZA693060-3D	2	60	69 x 30 x 60"	178	172.22	
HZA693084-4D	3	80	69 x 30 x 84"	238	230.94	
WITHOUT DECKING						
HZA421560-3	2	18	42 x 15 x 60"	41	\$72.84	
HZA421584-4	3	24	42 x 15 x 84"	56	98.25	
HZA423060-3	2	36	42 x 30 x 60"	48	81.31	
HZA423084-4	3	48	42 x 30 x 84"	65	110.11	
HZA691560-3	2	30	69 x 15 x 60"	57	101.07	
HZA691584-4	3	40	69 x 15 x 84"	77	136.08	
HZA693060-3	2	60	69 x 30 x 60"	68	114.62	
HZA693084-4	3	80	69 x 30 x 84"	92	154.15	

*For 24"D Boxes

Tennsco Z-Line Heavy Duty Rivet Shelving

- Exceptional value with uncompromising performance.
- Multifaceted storage system provides rugged shelving storage that is adaptable to your needs.

Built with double-rivet design and keyhole slots to form a rigid framework. Heavy 14 gauge steel posts and shelf supports deliver a system that stands up to rugged use. Assembles easily and quickly with only a rubber mallet. The rivet and keyhole design eliminates the need for clips, gussets or sway braces and allows access to the shelves from all sides of the unit. Wide profile 2 1/4" H. angle shelf supports handle loads from 1600-2250 lbs. per shelf, depending on shelf size. Shelves are supported on all 4 sides in addition to having front-to-back center supports. The units have 3 shelf levels (2 openings). Buy the unit with 5/8" particle board decking or buy the unit without decking and get the decking locally. Sand or Medium Gray -- please specify. FOB Shipping Point.



Z-LINE HEAVY DUTY RIVET SHELVING							
Size W x D x H	Cap. (lbs.)	BASIC UNITS			EXTRA SHELF LEVELS		
		Product No.	Wt. (lbs.)	Price Ea.	Product No.	Wt. (lbs.)	Price Ea.
3 SHELVES, 2 OPENINGS - WITH PARTICLE BOARD DECKING*							
48 x 24 x 84"	2250	HZLE7-4824-3D	118	\$127.61	HZLES-4824D	33	\$31.62
48 x 36 x 84"	2250	HZLE7-4836-3D	159	154.15	HZLES-4836D	47	40.65
48 x 48 x 84"	2250	HZLE7-4848-3D	195	181.82	HZLES-4848D	59	49.69
60 x 24 x 84"	2000	HZLE7-6024-3D	139	145.68	HZLES-6024D	40	37.83
60 x 36 x 84"	2000	HZLE7-6036-3D	185	176.73	HZLES-6036D	55	47.99
60 x 48 x 84"	2000	HZLE7-6048-3D	231	201.01	HZLES-6048D	61	56.46
72 x 24 x 84"	1750	HZLE7-7224-3D	166	180.12	HZLES-7224D	49	49.12
72 x 36 x 84"	1750	HZLE7-7236-3D	222	212.87	HZLES-7236D	68	60.42
72 x 48 x 84"	1750	HZLE7-7248-3D	278	247.88	HZLES-7248D	86	71.71
96 x 24 x 84"	1600	HZLC7-9624-3D	234	246.75	HZLCS-9624D	69	67.19
96 x 36 x 84"	1600	HZLC7-9636-3D	307	293.05	HZLCS-9636D	94	83.00
96 x 48 x 84"	1600	HZLC7-9648-3D	382	340.48	HZLCS-9648D	119	98.81
3 SHELVES, 2 OPENINGS - WITHOUT DECKING*							
48 x 24 x 84"	2250	HZLE7-4824-3	58	\$101.07	HZLES-4824	13	\$23.15
48 x 36 x 84"	2250	HZLE7-4836-3	66	113.49	HZLES-4836	16	27.10
48 x 48 x 84"	2250	HZLE7-4848-3	75	125.92	HZLES-4848	19	31.06
60 x 24 x 84"	2000	HZLE7-6024-3	64	110.11	HZLES-6024	15	25.97
60 x 36 x 84"	2000	HZLE7-6036-3	72	122.53	HZLES-6036	18	29.93
60 x 48 x 84"	2000	HZLE7-6048-3	81	134.95	HZLES-6048	21	34.44
72 x 24 x 84"	1750	HZLE7-7224-3	76	134.39	HZLES-7224	19	33.88
72 x 36 x 84"	1750	HZLE7-7236-3	87	150.20	HZLES-7236	23	39.53
72 x 48 x 84"	1750	HZLE7-7248-3	98	166.57	HZLES-7248	26	44.61
96 x 24 x 84"	1600	HZLC7-9624-3	114	190.85	HZLCS-9624	29	48.56
96 x 36 x 84"	1600	HZLC7-9636-3	127	210.05	HZLCS-9636	34	55.34
96 x 48 x 84"	1600	HZLC7-9648-3	142	230.37	HZLCS-9648	39	62.11

* Load capacities based on 5/8" particle board decking.

EDSAL STORAGE RACKS

Rivet-Lock Bulk Storage Racks

- Designed for instant assembly with maximum strength at low cost.
- Convenient access from all 4 sides for storing and unloading heavy, bulky items.

Sturdy roll-formed steel framing consisting of 14 ga. steel uprights, left to right beams and steel front to back beams providing maximum support. Shelves are adjustable on 1 1/2" increments. All units are 3 level with an overall height of 7'. Additional shelf levels available for added storage. Each additional level consist of 2-14 ga. left to right beams and 2 front to back beams. Optional particle board deck available to complete unit. Durable baked-on Gray enamel finish is phosphatized to resist rust and corrosion. FOB Shipping Point.



Assembles quick and easy with just a tap from a rubber mallet or hammer.



Size W x D	Cap. Per Level (lbs.)*	3 LEVEL W/O DECKING			ADDITIONAL LEVEL PARTICLEBOARD W/O DECKING			DECK ONLY		
		Product No.	Wt. (lbs.)	Price Ea.	Product No.	Wt. (lbs.)	Price Ea.	Product No.	Wt. (lbs.)	Price Ea.
48 x 24"	1200	HRL2400	62	\$137.35	HRL2420	11	\$29.11	HRLPB2448	20	\$17.48
48 x 36"	1200	HRL2403	68	149.01	HRL2421	13	32.93	HRLPB3648	29	26.14
48 x 48"	1200	HRL2406	74	159.56	HRL2422	14	36.37	HRLPB4848	39	34.81
60 x 24"	1000	HRL2450	72	152.47	HRL2470	13	32.61	HRLPB2460	25	21.83
60 x 36"	1000	HRL2451	78	164.02	HRL2471	14	35.87	HRLPB3660	37	32.77
60 x 48"	1000	HRL2452	84	174.41	HRL2472	15	39.16	HRLPB4860	49	43.71
72 x 24"	750	HRL2401	74	160.62	HRL2423	15	36.75	HRLPB2472	29	26.14
72 x 36"	750	HRL2404	80	172.31	HRL2424	17	40.59	HRLPB3672	44	39.23
72 x 48"	750	HRL2407	86	182.80	HRL2425	18	44.04	HRLPB4872	59	52.24
96 x 24"	600	HRL2402	86	183.32	HRL2426	19	45.05	HRLPB2496	39	34.44
96 x 36"	600	HRL2405	92	194.96	HRL2427	20	48.94	HRLPB3696	59	52.24
96 x 48"	600	HRL2408	98	205.48	HRL2428	22	52.39	HRLPB4896	78	70.29

*Capacities based on evenly distributed loads.

Heavy-Duty Z-Beam Storage Rack

- Engineered for HAND loading and unloading of difficult, bulky items, small parts and tools.
- Heavy-duty 14 ga. all welded upright frames are punched on 2" centers for maximum adjustability.

"Z" step beams are made of rugged 14 ga. steel for maximum weight carrying capacity. Sturdy, 12 ga. beam connectors with reinforced 3-prong lug connection has a wedge angle design to provide a secure, stable fit. 16 ga. tie bars provide support to minimize beam rotation under heavy loads. Basic Starter connects quick and easy to Rack End. Use only one Rack End between sections when expanding in continuous rows. Durable Light Gray color. FOB Shipping Point.

Additional Shelf Level...allows expansion for needed storage levels. Includes 1 pair of cross beams and 1 tie bar for 60"W., 2 tie bars for 72"W. and 3 tie bars for 96"W.

Ribbed Steel Deck...panels are strong, versatile and require no fasteners. Simply fit decking into 3/8" recess of cross beam.

Particleboard Deck...panels are 3/8" thick to combine strength and economy. Requires no fasteners -- simply fits into 3/8" recess of cross beam.



Basic Starter Includes:
1 Welded Frame
6 Beams and
6 Tie Bars



Complete each Basic Starter Unit with Rack End (required to complete unit)



Beam Capacities
5"W. = 4000 lbs./pr.
6"W. = 3500 lbs./pr.
8"W. = 2800 lbs./pr.
Based on evenly distributed loads.



Assemble securely in minutes -- no nuts or bolts needed.

Height	BASIC STARTER UNIT			RACK END			ADDITIONAL SHELF LEVEL			OPTIONAL STEEL DECK			OPTIONAL WOOD DECK		
	Size W x D	Product No.	Wt. (lbs.)	Product No.	Wt. (lbs.)	Price Ea.	Product No.	Wt. (lbs.)	Price Ea.	Product No.	Wt. (lbs.)	Price Ea.	Product No.	Wt. (lbs.)	Price Ea.
6'	5 x 2'	HBW2000	92	HBW2003	23	\$73.47	HBWXL54-24	22	\$71.26	HBWD2460	23	\$39.19	HRLPB2460	25	\$21.83
6'	5 x 3'	HBW2004	98	HBW2007	25	80.12	HBWXL54-36	22	72.76	HBWD3660	35	58.20	HRLPB3660	37	32.77
6'	5 x 4'	HBW2008	105	HBW2011	27	84.06	HBWXL54-48	23	74.71	HBWD4860	46	76.24	HRLPB4860	49	43.71
6'	6 x 2'	HBW2001	104	HBW2003	23	73.47	HBWXL55-24	28	82.00	HBWD2472	28	46.07	HRLPB2472	29	26.14
6'	6 x 3'	HBW2005	111	HBW2007	25	80.12	HBWXL55-36	28	85.05	HBWD3672	42	68.44	HRLPB3672	44	39.23
6'	6 x 4'	HBW2009	117	HBW2011	27	84.06	HBWXL55-48	30	88.92	HBWD4872	55	89.73	HRLPB4872	59	52.24
6'	8 x 2'	HBW2002	122	HBW2003	23	73.47	HBWXL56-24	36	97.98	HBWD2496	37	60.82	HRLPB2496	39	34.44
6'	8 x 3'	HBW2006	129	HBW2007	25	80.12	HBWXL56-36	36	102.56	HBWD3696	55	89.31	HRLPB3696	59	52.24
6'	8 x 4'	HBW2010	135	HBW2011	27	84.06	HBWXL56-48	39	108.37	HBWD4896	72	117.04	HRLPB4896	78	70.29
8'	5 x 2'	HBW2012	101	HBW2015	32	95.78	HBWXL54-24	22	71.26	HBWD2460	23	39.19	HRLPB2460	25	21.83
8'	5 x 3'	HBW2016	110	HBW2019	36	103.90	HBWXL54-36	22	72.76	HBWD3660	35	58.20	HRLPB3660	37	32.77
8'	5 x 4'	HBW2020	117	HBW2023	39	109.74	HBWXL54-48	23	74.71	HBWD4860	46	76.24	HRLPB4860	49	43.71
8'	6 x 2'	HBW2013	113	HBW2015	32	95.78	HBWXL55-24	28	82.00	HBWD2472	28	46.07	HRLPB2472	29	26.14
8'	6 x 3'	HBW2017	122	HBW2019	36	103.90	HBWXL55-36	28	85.05	HBWD3672	42	68.44	HRLPB3672	44	39.23
8'	6 x 4'	HBW2021	129	HBW2023	39	109.74	HBWXL55-48	30	88.92	HBWD4872	55	89.73	HRLPB4872	59	52.24
8'	8 x 2'	HBW2014	131	HBW2015	32	95.78	HBWXL56-24	36	97.98	HBWD2496	37	60.82	HRLPB2496	39	34.44
8'	8 x 3'	HBW2018	140	HBW2019	36	103.90	HBWXL56-36	36	102.56	HBWD3696	55	89.31	HRLPB3696	59	52.24
8'	8 x 4'	HBW2022	147	HBW2023	39	109.74	HBWXL56-48	39	108.37	HBWD4896	72	117.04	HRLPB4896	78	70.29
10'	5 x 2'	HBW2024	107	HBW2027	38	109.47	HBWXL54-24	22	71.26	HBWD2460	23	39.19	HRLPB2460	25	21.83
10'	5 x 3'	HBW2028	116	HBW2031	42	119.07	HBWXL54-36	22	72.76	HBWD3660	35	58.20	HRLPB3660	37	32.77
10'	5 x 4'	HBW2032	123	HBW2035	45	123.63	HBWXL54-48	23	74.71	HBWD4860	46	76.24	HRLPB4860	49	43.71
10'	6 x 2'	HBW2025	119	HBW2027	38	109.47	HBWXL55-24	28	82.00	HBWD2472	28	46.07	HRLPB2472	29	26.14
10'	6 x 3'	HBW2029	128	HBW2031	42	119.07	HBWXL55-36	28	85.05	HBWD3672	42	68.44	HRLPB3672	44	39.23
10'	6 x 4'	HBW2033	135	HBW2035	45	123.63	HBWXL55-48	30	88.92	HBWD4872	55	89.73	HRLPB4872	59	52.24
10'	8 x 2'	HBW2026	137	HBW2027	38	109.47	HBWXL56-24	36	97.98	HBWD2496	37	60.82	HRLPB2496	39	34.44
10'	8 x 3'	HBW2030	146	HBW2031	42	119.07	HBWXL56-36	36	102.56	HBWD3696	55	89.31	HRLPB3696	59	52.24
10'	8 x 4'	HBW2034	153	HBW2035	45	123.63	HBWXL56-48	39	108.37	HBWD4896	72	117.04	HRLPB4896	78	70.29

HEAVY DUTY BOLTLESS SHELVING



200B Complete 3 Shelf Unit



200B Bulk storage shelving offers a low cost way to store heavy and/or bulky items. Boltless design provides for easy assembly without nuts, bolts or shelf clips. No cross braces are necessary which makes these units accessible from all four sides. Available in a variety of sizes and capacities to meet your specific requirements. Steel color: Powder coat gray. FOB Shipping Point.

- Shelves adjust on 1/2" centers.
- No nuts, bolts or shelf clips required for assembly.
- Available height's ranging from 3' to 12'.

1/2" Particle Board Decking



200A Complete 5 Shelf Unit

200A heavy duty low profile shelving is constructed using industrial strength steel and features easy to assemble boltless design. Double rivet beams at top and bottom of unit form a rigid structure without the use of troublesome crossbars. Units are accessible from all four sides. Steel color: Powder coated gray. FOB Shipping Point.



1/2" Laminated Board Decking



		200B SHELVING															
		7' UNIT w/PARTICLE BOARD				EXTRA SHELF w/PARTICLE BOARD				7' UNIT w/LAMINATE BOARD				EXTRA SHELF w/LAMINATE BOARD			
Size W x D	Shelf Cap. (lbs.)	Product No.	Wt. (lbs.)	Price Ea.	Product No.	Wt. (lbs.)	Price Ea.	Product No.	Wt. (lbs.)	Price Ea.	Product No.	Wt. (lbs.)	Price Ea.	Product No.	Wt. (lbs.)	Price Ea.	
48 x 18"	900	H2B3-4818-84W	73	\$73.05	H2BX1-4818-W	20	\$15.80	H2B3-4818-84L	73	\$87.24	H2BX1-4818-L	20	\$20.54				
48 x 24"	900	H2B3-4824-84W	87	80.17	H2BX1-4824-W	24	18.18	H2B3-4824-84L	87	99.11	H2BX1-4824-L	24	24.49				
48 x 36"	900	H2B3-4836-84WH	119	105.73	H2BX1-4836-WH	35	26.70	H2B3-4836-84LH	120	134.11	H2BX1-4836-LH	35	32.68				
48 x 48"	900	H2B3-4848-84WH	150	123.51	H2BX1-4848-WH	45	32.63	H2B3-4848-84LH	150	161.37	H2BX1-4848-LH	45	45.25				
60 x 18"	650	H2B3-6018-84W	90	85.10	H2BX1-6018-W	25	19.82	H2B3-6018-84L	90	102.91	H2BX1-6018-L	25	25.76				
60 x 18"	1,100	H2B3-6018-84WH	93	92.05	H2BX1-6018-WH	26	22.14	H2B3-6018-84LH	93	109.85	H2BX1-6018-LH	26	19.82				
60 x 24"	650	H2B3-6024-84W	107	93.48	H2BX1-6024-W	31	22.62	H2B3-6024-84L	107	117.14	H2BX1-6024-L	31	30.50				
60 x 24"	1,100	H2B3-6024-84WH	110	101.81	H2BX1-6024-WH	32	25.40	H2B3-6024-84LH	111	125.48	H2BX1-6024-LH	32	33.28				
60 x 36"	650	H2B3-6036-84W	140	110.92	H2BX1-6036-W	42	28.43	H2B3-6036-84L	140	146.44	H2BX1-6036-L	42	40.27				
60 x 36"	1,100	H2B3-6036-84WH	146	121.36	H2BX1-6036-WH	44	31.91	H2B3-6036-84LH	146	156.87	H2BX1-6036-LH	44	43.75				
60 x 48"	650	H2B3-6048-84W	175	128.11	H2BX1-6048-W	53	34.16	H2B3-6048-84L	175	175.43	H2BX1-6048-L	53	49.93				
60 x 48"	1,100	H2B3-6048-84WH	182	141.52	H2BX1-6048-WH	56	38.63	H2B3-6048-84LH	182	188.85	H2BX1-6048-LH	56	54.41				
72 x 18"	900	H2B3-7218-84WH	106	101.44	H2BX1-7218-WH	31	25.27	H2B3-7218-84LH	106	122.72	H2BX1-7218-LH	31	32.36				
72 x 18"	1,100	H2B3-7218-84WHC	111	113.27	H2BX1-7218-WHC	32	29.21	H2B3-7218-84LHC	111	134.55	H2BX1-7218-LHC	32	36.31				
72 x 24"	900	H2B3-7224-84WH	127	112.32	H2BX1-7224-WH	37	28.90	H2B3-7224-84LH	127	140.71	H2BX1-7224-LH	37	38.36				
72 x 24"	1,100	H2B3-7224-84WHC	132	124.15	H2BX1-7224-WHC	39	32.84	H2B3-7224-84LHC	132	152.54	H2BX1-7224-LHC	39	42.31				
72 x 36"	900	H2B3-7236-84WH	167	134.23	H2BX1-7236-WH	51	36.20	H2B3-7236-84LH	167	176.83	H2BX1-7236-LH	51	50.40				
72 x 36"	1,100	H2B3-7236-84WHC	173	146.06	H2BX1-7236-WHC	53	40.15	H2B3-7236-84LHC	173	188.66	H2BX1-7236-LHC	53	54.34				
72 x 48"	900	H2B3-7248-84WH	210	156.74	H2BX1-7248-WH	65	43.70	H2B3-7248-84LH	210	213.53	H2BX1-7248-LH	65	62.63				
72 x 48"	1,100	H2B3-7248-84WHC	215	168.57	H2BX1-7248-WHC	67	47.65	H2B3-7248-84LHC	215	225.37	H2BX1-7248-LHC	67	66.58				
96 x 18"	500	H2B3-9618-84WH	141	120.56	H2BX1-9618-WH	42	31.64	H2B3-9618-84LH	141	148.95	H2BX1-9618-LH	42	41.11				
96 x 18"	900	H2B3-9618-84WHC	208	136.82	H2BX1-9618-WHC	62	37.06	H2B3-9618-84LHC	208	165.20	H2BX1-9618-LHC	62	46.52				
96 x 24"	500	H2B3-9624-84WH	168	133.81	H2BX1-9624-WH	51	36.06	H2B3-9624-84LH	168	171.67	H2BX1-9624-LH	51	48.68				
96 x 24"	900	H2B3-9624-84WHC	245	150.07	H2BX1-9624-WHC	75	41.48	H2B3-9624-84LHC	245	187.92	H2BX1-9624-LHC	75	54.10				
96 x 36"	500	H2B3-9636-84WH	221	160.44	H2BX1-9636-WH	69	44.94	H2B3-9636-84LH	221	217.24	H2BX1-9636-LH	69	63.87				
96 x 36"	900	H2B3-9636-84WHC	318	176.69	H2BX1-9636-WHC	99	50.36	H2B3-9636-84LHC	318	233.49	H2BX1-9636-LHC	99	69.29				
96 x 48"	500	H2B3-9648-84WH	275	187.66	H2BX1-9648-WH	87	54.01	H2B3-9648-84LH	275	263.39	H2BX1-9648-LH	87	79.25				
96 x 48"	900	H2B3-9648-84WHC	393	203.91	H2BX1-9648-WHC	124	59.43	H2B3-9648-84LHC	393	279.64	H2BX1-9648-LHC	124	84.67				

		200A SHELVING															
		7' UNIT w/PARTICLE BOARD				EXTRA SHELF w/PARTICLE BOARD				7' UNIT w/LAMINATE BOARD				EXTRA SHELF w/LAMINATE BOARD			
Size W x D	Shelf Cap. (lbs.)	Product No.	Wt. (lbs.)	Price Ea.	Product No.	Wt. (lbs.)	Price Ea.	Product No.	Wt. (lbs.)	Price Ea.	Product No.	Wt. (lbs.)	Price Ea.	Product No.	Wt. (lbs.)	Price Ea.	
36 x 12"	300	H2A5-3612-84W	63	\$66.31	H2AX1-3612-W	9	\$6.33	H2A5-3612-84L	63	\$78.12	H2AX1-3612-L	9	\$8.69				
36 x 18"	300	H2A5-3618-84W	80	73.84	H2AX1-3618-W	12	7.51	H2A5-3618-84L	80	91.57	H2AX1-3618-L	12	11.06				
36 x 24"	300	H2A5-3624-84W	96	81.34	H2AX1-3624-W	15	8.69	H2A5-3624-84L	96	104.99	H2AX1-3624-L	15	13.42				
48 x 12"	225	H2A5-4812-84W	82	76.77	H2AX1-4812-W	12	8.10	H2A5-4812-84L	82	92.52	H2AX1-4812-L	12	11.25				
48 x 18"	225	H2A5-4818-84W	100	86.26	H2AX1-4818-W	15	9.67	H2A5-4818-84L	100	109.91	H2AX1-4818-L	15	14.40				
48 x 24"	225	H2A5-4824-84W	121	95.71	H2AX1-4824-W	19	11.24	H2A5-4824-84L	121	127.27	H2AX1-4824-L	19	17.55				
48 x 36"	225	H2A5-4836-84W	163	127.15	H2AX1-4836-W	27	18.36	H2A5-4836-84L	163	174.46	H2AX1-4836-L	27	27.82				
60 x 12"	150	H2A5-6012-84W	108	104.88	H2AX1-6012-W	18	15.04	H2A5-6012-84L	108	124.60	H2AX1-6012-L	18	18.99				
60 x 18"	150	H2A5-6018-84W	134	116.26	H2AX1-6018-W	23	16.99	H2A5-6018-84L	134	145.93	H2AX1-6018-L	23	22.93				
60 x 24"	150	H2A5-6024-84W	160	127.79	H2AX1-6024-W	28	18.98	H2A5-6024-84L	160	167.23	H2AX1-6024-L	28	26.86				
60 x 36"	150	H2A5-6036-84W	212	163.10	H2AX1-6036-W	38	26.87	H2A5-6036-84L	212	222.29	H2AX1-6036-L	38	38.71				

HEAVY DUTY BOLTLESS SHELVING



Components



Upright Posts

- 14 gauge steel construction.


Height	Product No.	Wt. (lbs.)	Price Ea.
REGULAR DUTY 1½" x 1½"			
2½'	H200-P2.5	2	\$2.29
3'	H200-P3	2	2.74
4'	H200-P4	3	3.67
5'	H200-P5	4	4.58
6'	H200-P6	4	5.50
7'	H200-P7	6	6.41
8'	H200-P8	6	7.33
9'	H200-P9	7	8.24
10'	H200-P10	8	9.16
12'	H200-P12	9	10.99
HEAVY DUTY 1¾" x 1¾"			
7'	H200-PH7	8	7.69
8'	H200-PH8	9	8.79
10'	H200-PH10	11	10.99
12'	H200-PH12	13	13.21
15'	H200-PH15	14	16.76



Single Rivet Beams

- 1" Height


Length	Product No.	Wt. (lbs.)	Price Ea.
REGULAR DUTY - 14 GAUGE STEEL			
12"	H200-SR12	1	\$0.78
18"	H200-SR18	1	1.13
24"	H200-SR24	1	1.39
30"	H200-SR30	2	1.80
36"	H200-SR36	2	1.99
42"	H200-SR42	2	2.34
48"	H200-SR48	2	2.48
HEAVY DUTY - 11 GAUGE STEEL			
36"	H200-SRH36	3	3.50
48"	H200-SRH48	5	4.60
60"	H200-SRH60	6	5.56



Double Rivet Beams

- 16 gauge steel (12" - 48" beams)
- 14 gauge steel (60" - 96" beams)
- 2¾" Height

Length	Product No.	Wt. (lbs.)	Price Ea.
12"	H200-DR12	1	\$1.24
15"	H200-DR15	1	1.42
18"	H200-DR18	1	1.65
24"	H200-DR24	2	2.05
30"	H200-DR30	2	2.53
36"	H200-DR36	3	3.00
42"	H200-DR42	3	3.44
48"	H200-DR48	4	3.89
60"	H200-DR60	6	5.32
69"	H200-DR69	6	6.29
72"	H200-DR72	7	6.29
84"	H200-DR84	8	7.34
96"	H200-DR96	9	8.30



Double Rivet Channel Beams

- 2¾" Height

Length	Product No.	Wt. (lbs.)	Price Ea.
REGULAR DUTY - 14 GAUGE STEEL			
72"	H200-DC72	8	\$8.26
96"	H200-DC96	11	11.00
HEAVY DUTY - 11 GAUGE STEEL			
72"	H200-DCH72	13	11.95
96"	H200-DCH96	18	16.07



Double Rivet Z-Beams

- 16 gauge steel (12" - 48" beams)
- 2¾" Height

Length	Product No.	Wt. (lbs.)	Price Ea.
12"	H200-DRZ12	1	\$1.00
18"	H200-DRZ18	1	1.28
24"	H200-DRZ24	1	1.67
36"	H200-DRZ36	2	2.47
48"	H200-DRZ48	3	3.05



Shelf Deck Supports

- 16 gauge steel
- 2½" Height


Length	Product No.	Wt. (lbs.)	Price Ea.
STANDARD DUTY			
12"	H200-SDS12	1	\$2.14
15"	H200-SDS15	1	2.23
18"	H200-SDS18	2	2.31
24"	H200-SDS24	2	2.78
30"	H200-SDS30	3	3.07
36"	H200-SDS36	4	3.48
48"	H200-SDS48	6	4.48
HEAVY DUTY			
18"	H200-SDSHD18	2	\$3.06
24"	H200-SDSHD24	2	3.70
36"	H200-SDSHD36	4	4.64
48"	H200-SDSHD48	4	5.89

Board Decking for Boltless Shelving

Provides a strong and durable shelf surface. ½" particale board decking is recommended for standard to light-duty applications.

¾" decking is ideal for heavy duty applications. Decking provides smooth worksurface and enhances the appearance of shelving, FOB Shipping Point.

Particle Board Decking



Laminated Board Decking



Size W x D	½" PARTICLE BOARD			¾" PARTICLE BOARD			½" LAMINATED BOARD			¾" LAMINATED BOARD		
	Product No.	Wt. (lbs.)	Price Ea.	Product No.	Wt. (lbs.)	Price Ea.	Product No.	Wt. (lbs.)	Price Ea.	Product No.	Wt. (lbs.)	Price Ea.
36 x 12"	H240-013612	9	\$2.36	H240-023612	12	\$3.29	H240-033612	9	\$4.73	H240-083612	12	\$5.67
36 x 18"	H240-013618	13	3.54	H240-023618	18	4.95	H240-033618	13	7.09	H240-083618	18	8.51
36 x 24"	H240-013624	17	4.72	H240-023624	24	6.61	H240-033624	17	9.45	H240-083624	24	11.34
36 x 36"	H240-013636	26	7.08	H240-023636	36	9.91	H240-033636	26	14.18	H240-083636	36	17.01
42 x 18"	H240-014218	17	4.13	H240-024218	24	5.78	H240-034218	17	8.27	H240-084218	24	9.92
42 x 24"	H240-014224	23	5.51	H240-024224	32	7.70	H240-034224	23	11.03	H240-084224	32	13.23
48 x 12"	H240-014812	11	3.15	H240-024812	16	4.40	H240-034812	11	6.30	H240-084812	16	7.56
48 x 18"	H240-014818	17	4.72	H240-024818	24	6.61	H240-034818	17	9.45	H240-084818	24	11.34
48 x 24"	H240-014824	23	6.29	H240-024824	32	8.80	H240-034824	23	12.60	H240-084824	32	15.12
48 x 30"	H240-014830	28	7.86	H240-024830	40	11.00	H240-034830	28	15.75	H240-084830	40	18.90
48 x 36"	H240-014836	34	9.44	H240-024836	49	13.21	H240-034836	34	18.90	H240-084836	49	22.68
48 x 48"	H240-014848	45	12.58	H240-024848	65	17.62	H240-034848	45	25.20	H240-084848	65	30.24
60 x 12"	H240-016012	14	3.93	H240-026012	20	5.50	H240-036012	14	7.88	H240-086012	20	9.45
60 x 18"	H240-016018	21	5.88	H240-026018	30	8.26	H240-036018	21	11.81	H240-086018	30	14.18
60 x 24"	H240-016024	28	7.86	H240-026024	40	11.00	H240-036024	28	15.75	H240-086024	40	18.90
60 x 30"	H240-016030	35	9.83	H240-026030	51	13.76	H240-036030	35	19.69	H240-086030	51	23.63
60 x 36"	H240-016036	43	11.79	H240-026036	61	16.51	H240-036036	43	23.63	H240-086036	61	28.35
60 x 48"	H240-016048	57	15.73	H240-026048	81	22.02	H240-036048	57	31.50	H240-086048	81	37.80
72 x 12"	H240-017212	17	4.72	H240-027212	24	6.61	H240-037212	17	9.45	H240-087212	24	11.34
72 x 18"	H240-017218	26	7.08	H240-027218	36	9.91	H240-037218	26	14.18	H240-087218	36	17.01
72 x 24"	H240-017224	34	9.44	H240-027224	49	13.21	H240-037224	34	18.90	H240-087224	49	22.68
72 x 30"	H240-017230	43	11.79	H240-027230	61	16.51	H240-037230	43	23.63	H240-087230	61	28.35
72 x 36"	H240-017236	51	14.15	H240-027236	73	19.81	H240-037236	51	28.35	H240-087236	73	34.02
72 x 48"	H240-017248	68	18.87	H240-027248	100	26.42	H240-037248	68	37.80	H240-087248	100	45.36
96 x 12"	H240-019612	23	6.29	H240-029612	28	8.80	H240-039612	23	12.60	H240-089612	28	15.12
96 x 18"	H240-019618	34	9.44	H240-029618	42	13.21	H240-039618	34	18.90	H240-089618	42	22.68
96 x 24"	H240-019624	45	12.58	H240-029624	57	17.62	H240-039624	45	25.20	H240-089624	57	30.24
96 x 30"	H240-019630	57	15.73	H240-029630	81	22.02	H240-039630	57	31.50	H240-089630	81	37.80
96 x 36"	H240-019636	68	18.87	H240-029636	97	26.42	H240-039636	68	37.80	H240-089636	97	45.36
96 x 48"	H240-019648	91	25.16	H240-029648	130	35.23	H240-039648	91	50.40	H240-089648	130	60.48

FASTRAK™ BULK STORAGE RACK



FastRak™ Bulk Storage Rack

Save time and money with this heavy duty bulk storage rack. Featuring a heavy duty upright that can be “knocked down” for easier shipment as well as having the advantage of component replacement in case of damage. FastRak™ is ideal for storing bulky and/or heavy items with the unique ability to store items directly on the floor because it does not require a shelf at the bottom. Priced as 2 shelf units complete with wire particle board or wire mesh decking. All units include our heavy duty 3" step beams. Foot plates sold separately. FOB Shipping Point.

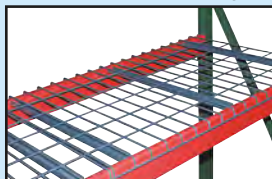


Particle Board Decking



• 3/4" thick.

Wire Mesh Decking

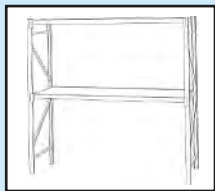


• 5 gauge.
• 2" x 4" openings.

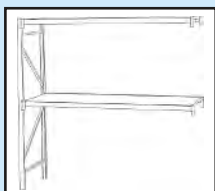
2 Shelf Unit With 3/4" Particle Board Decking

Size D x W	Shelf Cap.	6' HIGH UNITS			8' HIGH UNITS			10' HIGH UNITS			EXTRA SHELVES		
		Product No.	Wt. (lbs.)	Price Ea.	Product No.	Wt. (lbs.)	Price Ea.	Product No.	Wt. (lbs.)	Price Ea.	Product No.	Wt. (lbs.)	Price Ea.
2 SHELF STARTER UNITS													
18 x 48"	2,000	HKS3-4818072W	108	\$110.93	HKS3-4818096W	122	\$122.99	HKS3-4818120W	133	\$139.34	HKX3-4818W	33	\$28.58
18 x 72"	1,800	HKS3-7218072W	139	137.28	HKS3-7218096W	154	149.33	HKS3-7218120W	165	165.69	HKX3-7218W	49	41.75
18 x 96"	1,600	HKS3-9618072W	171	163.70	HKS3-9618096W	185	175.76	HKS3-9618120W	196	192.11	HKX3-9618W	64	54.97
24 x 48"	2,000	HKS3-4824072W	128	126.57	HKS3-4824096W	142	138.58	HKS3-4824120W	154	154.85	HKX3-4824W	42	34.66
24 x 72"	1,800	HKS3-7224072W	168	159.02	HKS3-7224096W	182	171.03	HKS3-7224120W	194	187.31	HKX3-7224W	62	50.89
24 x 96"	1,600	HKS3-9624072W	207	191.52	HKS3-9624096W	222	203.53	HKS3-9624120W	234	219.81	HKX3-9624W	81	67.13
36 x 48"	2,000	HKS3-4836072W	161	150.18	HKS3-4836096W	174	162.19	HKS3-4836120W	184	165.93	HKX3-4836W	54	40.99
36 x 72"	1,800	HKS3-7236072W	214	188.95	HKS3-7236096W	227	200.96	HKS3-7236120W	247	218.77	HKX3-7236W	81	60.38
36 x 96"	1,600	HKS3-9636072W	266	227.77	HKS3-9636096W	280	239.78	HKS3-9636120W	296	251.78	HKX3-9636W	107	79.79
48 x 48"	2,000	HKS3-4848072W	196	173.63	HKS3-4848096W	209	185.65	HKS3-4848120W	228	197.66	HKX3-4848W	68	47.25
48 x 72"	1,800	HKS3-7248072W	263	218.65	HKS3-7248096W	276	230.67	HKS3-7248120W	295	242.68	HKX3-7248W	102	69.76
48 x 96"	1,600	HKS3-9648072W	329	263.73	HKS3-9648096W	342	275.75	HKS3-9648120W	361	287.76	HKX3-9648W	135	92.30
2 SHELF ADD-ON UNITS													
18 x 48"	2,000	HKT3-4818072W	87	\$84.05	HKT3-4818096W	94	\$90.08	HKT3-4818120W	100	\$98.26	HKX3-4818W	33	\$28.58
18 x 72"	1,800	HKT3-7218072W	118	110.39	HKT3-7218096W	126	116.42	HKT3-7218120W	131	124.60	HKX3-7218W	49	41.75
18 x 96"	1,600	HKT3-9618072W	157	136.82	HKT3-9618096W	164	142.85	HKT3-9618120W	171	151.03	HKX3-9618W	64	54.97
24 x 48"	2,000	HKT3-4824072W	105	97.94	HKT3-4824096W	112	103.94	HKT3-4824120W	119	112.09	HKX3-4824W	42	34.66
24 x 72"	1,800	HKT3-7224072W	145	130.40	HKT3-7224096W	153	136.40	HKT3-7224120W	159	144.54	HKX3-7224W	62	50.89
24 x 96"	1,600	HKT3-9624072W	185	162.89	HKT3-9624096W	192	168.89	HKT3-9624120W	198	177.04	HKX3-9624W	81	67.13
36 x 48"	2,000	HKT3-4836072W	135	116.08	HKT3-4836096W	141	122.09	HKT3-4836120W	149	128.09	HKX3-4836W	54	40.99
36 x 72"	1,800	HKT3-7236072W	188	154.85	HKT3-7236096W	194	160.86	HKT3-7236120W	207	172.67	HKX3-7236W	81	60.38
36 x 96"	1,600	HKT3-9636072W	240	193.67	HKT3-9636096W	247	199.68	HKT3-9636120W	255	205.68	HKX3-9636W	107	79.79
48 x 48"	2,000	HKT3-4848072W	166	134.06	HKT3-4848096W	173	140.08	HKT3-4848120W	182	146.08	HKX3-4848W	68	47.25
48 x 72"	1,800	HKT3-7248072W	233	179.08	HKT3-7248096W	240	185.09	HKT3-7248120W	249	191.10	HKX3-7248W	102	69.76
48 x 96"	1,600	HKT3-9648072W	300	224.17	HKT3-9648096W	306	230.18	HKT3-9648120W	316	236.18	HKX3-9648W	135	92.30

Starter Units



Add-on Units



2 Shelf Unit With Wire Mesh Decking

Size D x W	Shelf Cap.	6' HIGH UNITS			8' HIGH UNITS			10' HIGH UNITS			EXTRA SHELVES		
		Product No.	Wt. (lbs.)	Price Ea.	Product No.	Wt. (lbs.)	Price Ea.	Product No.	Wt. (lbs.)	Price Ea.	Product No.	Wt. (lbs.)	Price Ea.
2 SHELF STARTER UNITS													
18 x 48"	2,000	HKS3-4818072M	90	\$130.19	HKS3-4818096M	104	\$142.25	HKS3-4818120M	115	\$158.61	HKX3-4818M	24	\$38.21
18 x 72"	1,800	HKS3-7218072M	116	177.85	HKS3-7218096M	130	189.91	HKS3-7218120M	141	206.26	HKX3-7218M	37	62.04
18 x 96"	1,600	HKS3-9618072M	135	202.24	HKS3-9618096M	149	214.30	HKS3-9618120M	160	230.66	HKX3-9618M	46	74.24
24 x 48"	2,000	HKS3-4824072M	98	136.70	HKS3-4824096M	112	148.70	HKS3-4824120M	124	164.98	HKX3-4824M	27	39.72
24 x 72"	1,800	HKS3-7224072M	127	186.53	HKS3-7224096M	141	198.54	HKS3-7224120M	154	214.82	HKX3-7224M	49	64.64
24 x 96"	1,600	HKS3-9624072M	147	211.76	HKS3-9624096M	162	223.76	HKS3-9624120M	174	240.04	HKX3-9624M	51	77.25
36 x 48"	2,000	HKS3-4836072M	115	153.68	HKS3-4836096M	129	165.69	HKS3-4836120M	145	177.70	HKX3-4836M	32	42.74
36 x 72"	1,800	HKS3-7236072M	147	208.00	HKS3-7236096M	160	220.01	HKS3-7236120M	176	232.01	HKX3-7236M	47	69.91
36 x 96"	1,600	HKS3-9636072M	175	234.79	HKS3-9636096M	188	246.80	HKS3-9636120M	204	258.80	HKX3-9636M	61	83.30
48 x 48"	2,000	HKS3-4848072M	129	170.95	HKS3-4848096M	143	182.96	HKS3-4848120M	161	194.97	HKX3-4848M	35	45.91
48 x 72"	1,800	HKS3-7248072M	172	228.11	HKS3-7248096M	185	240.13	HKS3-7248120M	204	252.14	HKX3-7248M	56	74.49
48 x 96"	1,600	HKS3-9648072M	196	258.38	HKS3-9648096M	209	270.40	HKS3-9648120M	228	282.40	HKX3-9648M	68	89.62
2 SHELF ADD-ON UNITS													
18 x 48"	2,000	HKT3-4818072M	69	\$103.31	HKT3-4818096M	76	\$109.34	HKT3-4818120M	82	\$117.52	HKX3-4818M	24	\$38.21
18 x 72"	1,800	HKT3-7218072M	95	150.97	HKT3-7218096M	102	157.00	HKT3-7218120M	107	165.17	HKX3-7218M	37	62.04
18 x 96"	1,600	HKT3-9618072M	121	175.36	HKT3-9618096M	128	181.39	HKT3-9618120M	134	189.57	HKX3-9618M	46	74.24
24 x 48"	2,000	HKT3-4824072M	75	108.07	HKT3-4824096M	82	114.07	HKT3-4824120M	88	122.21	HKX3-4824M	27	39.72
24 x 72"	1,800	HKT3-7224072M	105	157.90	HKT3-7224096M	112	163.91	HKT3-7224120M	118	172.04	HKX3-7224M	49	64.64
24 x 96"	1,600	HKT3-9624072M	125	183.13	HKT3-9624096M	132	189.13	HKT3-9624120M	138	197.27	HKX3-9624M	51	77.25
36 x 48"	2,000	HKT3-4836072M	89	119.59	HKT3-4836096M	96	125.59	HKT3-4836120M	104	131.59	HKX3-4836M	32	42.74
36 x 72"	1,800	HKT3-7236072M	121	173.90	HKT3-7236096M	127	179.91	HKT3-7236120M	135	185.92	HKX3-7236M	47	69.91
36 x 96"	1,600	HKT3-9636072M	149	200.69	HKT3-9636096M	156	206.69	HKT3-9636120M	164	212.70	HKX3-9636M	61	83.30
48 x 48"	2,000	HKT3-4848072M	100	131.38	HKT3-4848096M	106	137.39	HKT3-4848120M	116	143.39	HKX3-4848M	35	45.91
48 x 72"	1,800	HKT3-7248072M	142	188.54	HKT3-7248096M	149	194.56	HKT3-7248120M	158	200.56	HKX3-7248M	56	74.49
48 x 96"	1,600	HKT3-9648072M	166	218.81	HKT3-9648096M	173	224.82	HKT3-9648120M	182	230.83	HKX3-9648M	68	89.62

Starter Units



Add-on Units



FASTRAK™ BULK STORAGE RACK



FastRak™ Components



FastRak™ Uprights

Featuring a newly designed heavier duty upright with detachable deluxe foot plates sold separately. Design allows for easier shipment while still providing up to 7,000 lbs. capacity per upright. Units feature a teardrop design that provides quick/easy assembly. Beams are adjustable in 1½". Upright color; Green. FOB Shipping Point.

FASTRAK™ UPRIGHTS						
UNASSEMBLED			ASSEMBLED			
Size D x H	Product No.	Wt. (lbs.)	Price Ea.	Product No.	Wt. (lbs.)	Price Ea.
18 x 72"	HCU18072	21	\$26.88	HCU18072A	21	\$29.57
18 x 96"	HCU18096	28	32.91	HCU18096A	28	36.20
18 x 120"	HCU18120	34	41.09	HCU18120A	34	45.20
24 x 72"	HCU24072	22	28.63	HCU24072A	22	31.49
24 x 96"	HCU24096	29	34.63	HCU24096A	29	38.09
24 x 120"	HCU24120	35	42.77	HCU24120A	35	47.05
36 x 72"	HCU36072	26	34.10	HCU36072A	26	37.51
36 x 96"	HCU36096	33	40.10	HCU36096A	33	44.11
36 x 120"	HCU36120	41	46.10	HCU36120A	41	50.72
36 x 144"	HCU36144	46	52.11	HCU36144A	46	57.32
48 x 72"	HCU48072	30	39.56	HCU48072A	30	43.52
48 x 96"	HCU48096	36	45.58	HCU48096A	36	50.13
48 x 120"	HCU48120	46	51.58	HCU48120A	46	56.74
48 x 144"	HCU48144	52	57.59	HCU48144A	52	63.35



Step Load Beams

High capacity beams provide exceptional strength at a reasonable price. Built-in safety lock at end of beams helps prevent beams from accidentally getting knocked off uprights. Beam color: Orange. FOB Shipping Point.

STEP LOAD BEAMS				
Size H x L	Capacity Per Pair	Product No.	Wt. (lbs.)	Price Ea.
2 x 48"	1,400	H215-CB20048	6	\$8.92
2 x 72"	1,200	H215-CB20072	9	12.83
2 x 96"	1,000	H215-CB20096	12	16.74
3 x 24"	1,400	H215-CBL30024	4	5.14
3 x 36"	1,200	H215-CBL30036	5	7.43
3 x 48"	2,000	H215-CB30048	8	10.99
3 x 72"	1,800	H215-CB30072	12	15.92
3 x 96"	1,600	H215-CB30096	15	20.88


Shelf Supports

Used in conjunction with particle board to maximize shelf capacity. Shelf supports fit into notches in beams to maintain a level shelf surface. Support color: Orange. FOB Shipping Point.

SHELF SUPPORTS				
Length	Product No.	Wt. (lbs.)	Price Ea.	
24"	H215-CSS24	2	\$1.94	
36"	H215-CSS36	3	2.90	
48"	H215-CSS48	4	3.83	

Deluxe Foot Plates

Foot plates are an optional addition to FastRak™ uprights (2 per upright). Foot plates easily bolt into the upright and allow FastRak™ to be anchored into concrete. Color: Green. Concrete wedge anchors are sold separately. FOB Shipping Point.



DELUXE FOOT PLATES					
Product No.	Wt. (lbs.)	Price Ea.	Product No.	Wt. (lbs.)	Price Ea.
FOOTPLATE			CONCRETE WEDGE ANCHOR		
HCUCF01	2	\$1.85	H235-FA01	1	0.67

Particle Board Decking


Heavy duty ¾" particle board rests on the ledge of step beams and is flush with top of beam to provide smooth shelf surface. When ordering you must use steel supports in conjunction with particle board decking. FOB Shipping Point.



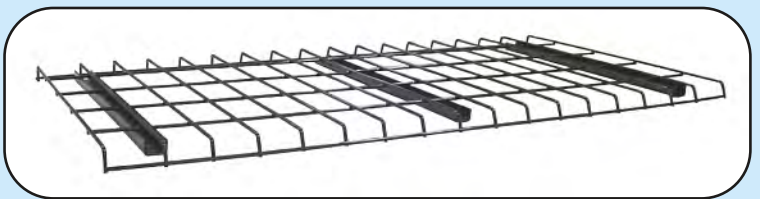
PARTICLE BOARD DECKING			
Size D x L	Product No.	Wt. (lbs.)	Price Ea.
18 x 48"	H240-044818	17	\$6.61
18 x 72"	H240-047218	23	9.91
18 x 96"	H240-049618	34	13.21
24 x 48"	H240-044824	46	8.80
24 x 72"	H240-047224	26	13.21
24 x 96"	H240-049624	34	17.62
36 x 48"	H240-044836	51	13.21
36 x 72"	H240-047236	68	19.81
36 x 96"	H240-049636	34	26.42
48 x 48"	H240-044848	46	17.62
48 x 72"	H240-047248	68	26.42
48 x 96"	H240-049648	91	35.23

Laminated Board Decking

White thermal fused melamine provides a smooth surface that resists moisture and scratching. Attractive ¾" board fits neatly into step of beam so that the top of the board is flush with the top of the beam. Shelf Supports (sold separately) are used in conjunction with particle board to add support and provide for high shelf capacity. FOB Shipping Point.



LAMINATED BOARD DECKING			
Size D x L	Product No.	Wt. (lbs.)	Price Ea.
18 x 48"	H240-094818	17	\$11.34
18 x 72"	H240-097218	23	17.01
18 x 96"	H240-099618	34	22.68
24 x 48"	H240-094824	46	15.12
24 x 72"	H240-097224	26	22.68
24 x 96"	H240-099624	34	30.24
36 x 48"	H240-094836	51	22.68
36 x 72"	H240-097236	68	34.02
36 x 96"	H240-099636	34	45.36
48 x 48"	H240-094848	46	30.24
48 x 72"	H240-097248	68	45.36
48 x 96"	H240-099648	91	60.48



Wire Mesh Decking

Improves ventilation and reduces dust build-up. Designed specifically for the FastRak™ product, this wire mesh decking fits perfectly on top of beams. Waterfall design of wire mesh curves over top of beams to provide smooth shelf surface. Combine multiple decks for longer shelf widths. Color: Gray. 2" x 4" openings. 5 gauge wire. FOB Shipping Point.

WIRE MESH DECKING			
Size D x W	Product No.	Wt. (lbs.)	Price Ea.
18 x 35"	H215-CW1835	8	\$15.10
18 x 47"	H215-CW1847	14	16.24
24 x 35"	H215-CW2435	16	16.39
24 x 47"	H215-CW2447	11	17.75
36 x 35"	H215-CW3635	18	19.03
36 x 47"	H215-CW3647	21	20.77
48 x 35"	H215-CW4835	16	21.32
48 x 47"	H215-CW4847	24	23.93

LABEL HOLDERS



ACCURATE bar code scanning.



Slip•Strip™

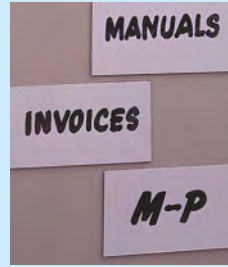
- A versatile self adhesive label/document holder system.

Excellent for bar codes, point of sale and price display. Change labels as often as necessary without messy adhesive build-up. Stick the Slip•Strip™ one-piece label holder anywhere you

need to mount or display bar codes, messages, prices or any other information. "Slip" label, sign or message through the open edge of the holder. Holds all sizes and types of labels. Made of heavy duty PVC with clear face, white backing and an aggressive, long lasting adhesive. Adheres to any clean, dry surface and is easily cut to required length. Custom colors and sizes available. FOB Shipping Point.

Product No.	Size	SLIP•STRIP™ Qty. Pkg.	Wt. (lbs.) Pkg.	Price Per Pkg.
H360756	¾ x 36"	6	0.7	\$34.00
H361006	1" x 36"	6	0.77	35.50
H361256	1¼ x 36"	6	0.86	36.50
H362006	2 x 36"	6	1.1	44.00
H480756	¾ x 48"	6	0.5	43.50
H481006	1 x 48"	6	0.65	45.00
H481256	1¼ x 48"	6	0.75	46.50
H481506	1½ x 48"	6	0.78	50.00
H482006	2 x 48"	6	1.58	56.00
H483006	3 x 48"	6	2.4	74.50

Magnetic Write-On Tags



- Write-On/Wet erase magnets.

Write-on/Wet erase tags have an aggressive magnetic backing. Mark with wet erase marker (not supplied) –wipe off with

damp cloth. 50' rolls. White only. Custom cutting available. FOB Shipping Point.

Product No.	Size	MAGNETIC WRITE-ON TAGS Wt. (lbs.)	Price Per Roll
HMX-100	1" x 50'	6	\$68.00
HMX-200	2" x 50'	12	115.00
HMX-300	3" x 50'	18	158.00

Magnetic Card Holders

- Fast, simple and versatile means of labeling.

Insertable magnetic "C" Channel design allows for labels to be changed simply by re-marking the paper insert or re-positioning the magnet. Great for metal racks, shelves, bins, drawers and more. Black in color. Inserts included. FOB Shipping Point.



Product No.	Size	Qty. Box	Wt. (lbs.) Box	Price Per Box
HMC-103	1 x 3"	25	0.7	\$13.00
HMC-106	1 x 6"	25	1.5	22.50
HMC-203	2 x 3"	25	1.3	18.00
HMC-206	2 x 6"	25	2.4	31.50
HMC-304	3 x 4"	25	2.8	31.50
HMC-306	3 x 6"	25	4	44.50

"HOL-DEX" Insertable Label Holders

- Durable plastic won't crack, chip or peel.

Self-adhesive or magnetic, adheres to most clean surfaces. Non-glare finish is bar code compatible. Can be trimmed to exact size on location. Inserts included. Available in Clear, Red, Green, Blue or Lemon — please specify. FOB Shipping Point.

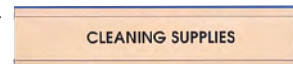
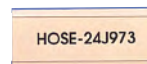


Product No.	Description	Qty. Box	Wt. (lbs.)	Price Per Box
HL-41	¾ x 6" Self-Adhesive	12	0.22	\$10.50
HL-21	½ x 6" Self-Adhesive	12	0.25	12.50
HL-31	¾ x 6" Self-Adhesive	12	0.31	14.00
HL-11	1 x 6" Self-Adhesive	12	0.35	16.00
HL-51	2 x 6" Self-Adhesive	12	0.47	21.50
HL-61	2½ x 6" Self-Adhesive	12	0.52	24.00
HM-21	½ x 6" Magnetic	12	0.47	13.50
HM-31	¾ x 6" Magnetic	12	0.53	15.50
HM-11	1 x 6" Magnetic	12	0.56	17.50
HM-61	2½ x 6" Magnetic	12	1.00	34.50

Econoholder™

- Organize bins and shelves quickly and economically.

Clear card holders are manufactured in a "C" channel design to accommodate a 7/8" wide insert card or ticket. Changing inserts is as easy as removing, remarking and re-inserting. Meets common automotive labeling specifications. Custom sizes available. Standard backings: self adhesive or magnetic. Hook & Loop backing available upon request. White inserts included. FOB Shipping Point.



Product No.	Description	Qty. Box	Wt. (lbs.) Box	Price Per Box
HPC-803	¾ x 3" self adhesive	25	0.34	\$13.50
HPC-806	¾ x 6" self adhesive	25	0.78	27.00
HPCM-803	¾ x 3" magnetic	25	0.62	17.50
HPCM-806	¾ x 6" magnetic	25	1.24	34.50

Floor Label System

- New & Improved

Aigner's second generation Floor Labeling Kit incorporates most of the proven features of our original product, but with an 8" x 5" Oval shaped .125" thick aluminum frame with beveled outside edge. Includes a 2" x 6" clear Lexan protective insert, 4 TapCon concrete screws and ample phillips and drill bits. The end user has the option to print extremely durable 2" x 6" white self adhesive polyester labels on demand, in house, on a standard thermal transfer printer. This option includes a resin ribbon for printing and 250 labels per roll on a 3" core. All this at a much more affordable initial price and replacement cost. FOB Shipping Point.



H8526FL Floor Labeling System, Wt. 0.6 (lbs.), call for price.

H26PE-RB Labels, Wt. 2 (lbs.), call for price. Must specify printer brand.



Wire•Rac™ ANGLE-Vu Label Holders

- Adjustable label holders for high or low wire shelving.
- No more climbing or bending to read or scan labels!

Flexible, UV treated, PVC label holder has been engineered to snap onto major brands of standard wire shelving at three different angles. 90° (flat), 60° and 30° for easy viewing and scanning. The clear plastic window protects the insertable label or barcode. White paper inserts included. 25 per package. FOB Shipping Point.

Product No.	Description	Qty. Pkg.	Wt. (lbs.)	Price Pkg.
HWR-1253	1½ x 3" Clear Label Holder	25	½	\$34.50
HLI-123-8	1½ x 3" Additional Inserts	800	1	20.50



Wire•Rac™ Label Holders

- A new solution to organize wire shelving.

Clear, flexible snap on Label Holder retrofits most wire shelving with 1¼" face. Paper inserts included in sheet form for Laser/Ink Jet Printers. Custom cut sizes available on special order. FOB Shipping Point.

Product No.	Description	Qty. Box	Wt. (lbs.)	Price Per Box
HWR-1253	3"L.	25	0.5	\$21.00
HWR-1256	6"L.	25	1	37.00
HWR-1212	12"L.	12	1	34.00

Superscan® Insertable Label Holders

- Extra large label holders
- Special matte finish assures accurate bar code scanning.

Extra large for pallet rack applications. Self adhesive or magnetic label holder allows for simple label relocation. Side loading. Includes Ink Jet/Laser compatible white inserts with instructions. Backings packed separately. Bar code compatible. FOB Shipping Point.



Product No.	Description	Qty. Box	Wt. (lbs.) Box	Price Per Box
HSS-32	2 x 3½" self adhesive	50	0.8	\$26.50
HSSM-32	2 x 3½" magnetic	50	1.4	42.50
HAPX-35	3 x 5" self adhesive	50	1.5	32.00
HAPX-35M	3 x 5" magnetic	50	3.0	44.00
HAPX-46	4 x 6" self adhesive	50	1.7	37.50
HAPX-46M	4 x 6" magnetic	50	3.4	55.00
HAPX-57	5 x 7" self adhesive	25	1	33.00
HAPX-57M	5 x 7" magnetic	25	2.5	42.50

LABEL HOLDERS & ACCESSORIES



Bin•Clip™ Label Holder




• Universal size fits most bins.

• Ideal for applications where high visibility is a necessity.

The Bin•Clip™ Label Holder is made of flexible, clear UV treated PVC that is bar code compatible. The clear window cover protects label inserts from dust, abrasion, humidity, chemicals and light. The easy clip-on compression clamp makes label changing and bin rotating effortless. The 1" x 3" label holders are packaged with 3 sheets of Laser inserts and instructions. 25 per package. FOB Shipping Point.

HBC-13 Bin•Clip™ Label Holders 25/Pkg. Wt. 0.5 (lbs.) Price Per Pkg. \$25.00

HLI-113-20 Laser/Inkjet white 8½ x 11" printable sheets. 50 sheets/pkg. (1000 labels) Wt. 1.1 (lbs.) Price Per Pkg. \$20.50



EZ•EDGE™ Label Holder Strip



• Self-adhesive strip easily installs onto "pigeonhole" style bins or steel shelving.

The strip is made of heavy-duty UV treated PVC with a black background and clear front window. The clever bottom guide makes it easy to install with a level edge. Bar code compatible for clear, visible identification. Available in two lengths and can be trimmed to fit other bins and shelving. Inserts are sold separately. FOB Shipping Point.



Self Adhesive Strip

EZ•EDGE™ LABEL HOLDER STRIP				
Product No.	Size	Qty./Pkg.	Wt. (lbs.)	Price Per Pkg.
FITS STANDARD STEEL "PIGEONHOLE" BIN UNITS				
HEZ-3269	1½" x 32½"	9	1.5	\$47.00
HEZ-3265	1½" x 32½"	5	1.3	26.00
FITS STANDARD STEEL SHELVING				
HEZ-3355	1½" x 33½"	5	1.3	32.00



Easy to install with bottom guide



Add inserts - sold separately

Optional Laser/Inkjet 8½ x 11" sheets.

HLI-1183-16 Insert Size 1½" x 3" 50 sheets/pkg. (800 inserts) Wt. 1.1 (lbs.) Price Per Pkg. \$20.50

HLI-1186-8 Insert Size 1½" x 6" 50 sheets/pkg. (400 inserts) Wt. 1.1 (lbs.) Price Per Pkg. \$20.50

Warehouse Aisle Sign Kit

• Create your own customized warehouse aisle signs at a fraction of the custom printing cost.

• Unique product snaps into pallet rack assembly holes -- just snap out to relocate.



Print signs in-house on laser/inkjet compatible paper which is included. Change a destination for only the cost of the paper. Clear plastic sign holder features a soft plastic hinge which allows the sign to flex when bumped with no breakages. Holds any type of paper stock or plastic signs up to 100" thick. Use 2 holders for signs over 11" x 17". Includes 10 holders per package with 12 laser/inkjet sheets. Kit provides up to ten 11" x 8½" single signs -- or 5½" x 8½" double folded signs. Yellow card stock. 10 per carton. FOB Shipping Point.

HWSK-1Y Snap-on w/yellow card stock. Wt. 1 (lbs.) Price Per Ctn. \$31.00

HWAK-1Y Self Adhesive w/yellow card stock. Wt. 1 (lbs.) Price Per Ctn. \$31.00

Magnetic Roll Stock

• Plain and self adhesive magnets on rolls.

• Just peel and stick to magnetize anything.

Plain magnets in combination with self adhesive labels offer a simple and economic means of warehouse labeling. Self adhesive magnets are excellent for mounting signs and messages. Custom cutting available on special order -- contact dealer for details. FOB Shipping Point.



MAGNETIC ROLL STOCK .030" THICK, PLAIN MAGNET				
Product No.	Description	Pack	Wt. (lbs.) Roll	Price Per Roll
HMP-100	1" x 50' x .03"	50' Roll	2.3	\$37.00
HMP-200	2" x 50' x .03"	50' Roll	4.5	63.00
HMP-300	3" x 50' x .03"	50' Roll	7.1	84.00
.060" THICK, SELF ADHESIVE MAGNET				
HSA-500	½" x 100' x .06"	100' Roll	5.5	62.50
HSA-100	1" x 100' x .06"	100' Roll	10.4	115.00
HSA-200	2" x 100' x .06"	100' Roll	18.5	182.00

Clip-Label™ for Wire Baskets

• Snap-on design for easy installation or relocation.

Mounts on a 25° angle to enhance viewing and scanning. Made from clear, durable PVC and the matte window protects bar codes. Inserts included with 3" length only. Laser/Inkjet 8½ x 11" printable sheets 50/package. FOB Shipping Point.

CLIP LABEL™ FOR WIRE BASKETS				
Product No.	Size	Qty./Pkg.	Wt. (lbs.)	Price Per Pkg.
HAHC-12030	1½" x 3"	25	¾	\$17.50
HAHC-12165	1½" x 16½"	12	2	32.00
HAHC-12345	1½" x 34½"	12	4½	67.00
HAHC-12480	1½" x 48"	12	6	92.00
PRINTABLE INSERTS FOR CLIP-LABELS™				
HLI-123-8-WHITE	1½" x 3"	800	1	20.50
HLI-123-8-COLOR*	1½" x 3"	800	1	24.50
HLI-120-8-WHITE	1½" x 6"	400	1	20.50
HLI-120-8-COLOR*	1½" x 6"	400	1	24.50



*Available in Red, Blue, Pastel Green, Yellow and Cherry (Pink) -- please specify.

Aigner Label Holders for Plastic Bins

• Now a complete labeling system for plastic bins and totes.

In addition to traditional self adhesive Bin-Buddy's™ for labeling bins and totes without label slots, New "Tri-Dex™" label holders snap into bin slots to protect label or bar code on all four sides.

Both products are packed 25 per package with ample laser inserts for cost effective designation changes. Replacement laser inserts on perforated letter size cover stock sold separately. FOB Shipping Point.



AIGNER LABEL HOLDERS FOR PLASTIC BINS				REPLACEMENT INSERTS					
Product No.	Size	Style	Qty. Pk.	Wt. (lbs.)	Price Pk.	Product No.	Qty. Per Sheet	Wt. (lbs.)	Price/50 Sheets
HBB-13	1 x 3"	Self Adhesive	25	1	\$16.50	HLI-103-20	20	1	\$20.50
HBB-24	2 x 4"	Self Adhesive	25	1	21.50	HLI-204-12	12	1	20.50
HBB-35	3 x 5"	Self Adhesive	25	1	20.00	HLI-35-4	4	1	20.50
HTR-0813	½ x 3"	Fits Shelf Bins	25	1	13.00	HLI-753-24	24	1	20.50
HTR-1300	1 x 3"	Fits Shelf Bins	25	1	13.50	HLI-103-20	20	1	20.50
HTR-1253	1½ x 3"	Fits Shelf Bins	25	1	14.00	HLI-1183-16	16	1	20.50
HTR-1754	1½ x 4"	Fits Shelf Bins	25	1	16.50	HLI-204-12	12	1	20.50
HTR-2400	2 x 4"	Fits Shelf Bins	25	1	17.00	HLI-204-12	12	1	20.50

LABELING SYSTEMS

K-SUN®

PEARLabel® 400iXL



Shown with Tape & Transfer Ribbon Cartridges

K-SUN® PEARLabel® 400iXL General Labeling Kit

Product No.	Wt. (lbs.)	Price Ea.
H400iXL	15	\$795.00

Kit Includes: K-Sun® MaxiLabel® Pro Ver 5.0 General Labeling Software for Windows® and Manual on CD with Quick Start Guide (FREE! \$399 Value), K-Sun® PEARLabel® 400iXL Printer, User's Guide, AC Adapter, (1) 4" Tape-White (H48001), (1) 4" Ribbon Black (H48002), USB Cable, Label Applicator Tool.

Large format facility labeling.

The 400iXL and MaxiLabel® Pro software is the easiest and fastest way to create durable and visible labels for all your facility's needs. Barcodes, facility signs and safety signs/labels are all loaded into the software so you can quickly print pre-formatted or custom labels up to 4" wide in-house, without the wait and high cost of other solutions.

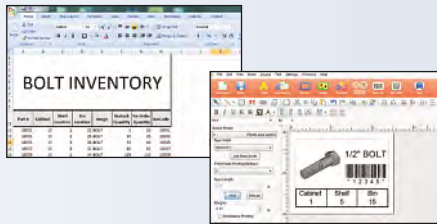
FOB Shipping Point

PEARLabel® 400iXL Printer Features

- Quick-Change Cartridge.
- Continuous Roll Supply Widths: 1", 2", 4".
- Margin settings down to 1mm to reduce costs.
- Bar codes, symbols, and templates built into the software.
- Import data from Excel®.
- Print from any software with our API link.

Software Features

MaxiLabel® Pro Software has 15 barcodes, 1000+ images, and pre-formatted templates in an easy-to-use software package. Import large batches of data from Excel® to streamline cabinet, bin and shelf identification. Windows® 10, 8, 7, Vista, XP compatible.



Continuous Roll Tapes and Resin Ribbons

1"W ADHESIVE TAPE - 49.2' LONG				
Product No.	Color	Material	Wt. (lbs.)	Price Ea.
H48201	White	Polyester	.6	\$48.00
H48202	Black	Polyester	.6	48.00
H48203	Yellow	Polyester	.6	48.00
H48209	Orange	Polyester	.6	48.00
2"W ADHESIVE TAPE - 49.2' LONG				
Product No.	Color	Material	Wt. (lbs.)	Price Ea.
H48101	White	Polyethylene Olefin	.75	74.00
H48102	Black	Polyethylene Olefin	.75	74.00
H48103	Clear	Polyethylene Olefin	.75	74.00
H48104	Yellow	Polyethylene Olefin	.75	74.00
H48105	Blue	Polyethylene Olefin	.75	74.00
H48106	Red	Polyethylene Olefin	.75	74.00
H48107	Green	Polyethylene Olefin	.75	74.00
H48108	Orange	Polyethylene Olefin	.75	74.00
H48109	Brown	Polyethylene Olefin	.75	74.00
H48110	Purple	Polyethylene Olefin	.75	74.00
H48111	Gray	Polyethylene Olefin	.75	74.00
4"W ADHESIVE TAPE - 49.2' LONG				
Product No.	Color	Material	Wt. (lbs.)	Price Ea.
H48001	White	Polyethylene Olefin	1.25	95.00
H48002	Black	Polyethylene Olefin	1.25	95.00
H48003	Clear	Polyethylene Olefin	1.25	95.00
H48004	Yellow	Polyethylene Olefin	1.25	95.00
H48005	Blue	Polyethylene Olefin	1.25	95.00
H48006	Red	Polyethylene Olefin	1.25	95.00
H48007	Green	Polyethylene Olefin	1.25	95.00
H48008	Orange	Polyethylene Olefin	1.25	95.00
H48009	Brown	Polyethylene Olefin	1.25	95.00
H48010	Purple	Polyethylene Olefin	1.25	95.00
H48011	Gray	Polyethylene Olefin	1.25	95.00

Thermal Transfer Ribbons

Thermal Transfer ribbons matched to the tape surface provide a durable, scratch resistant label. Water, high heat, UV, oil and chemical resistant.

THERMAL TRANSFER RIBBON - 4"W x 98.4' LONG				
Product No.	Ribbon Color	Wt. (lbs.)	Price Ea.	
H48601	White	.5	\$51.00	
H48602	Black	.5	51.00	
H48603	Blue	.5	61.00	
H48604	Red	.5	61.00	
H48605	Green	.5	61.00	



LabelWorks LW-PX900

Wider / Faster / Easier / Better



Portable, Cost-Saving Label Printer.

The LabelWorks LW-PX900 was designed to get you labeling faster and at a lower cost than other labeling systems. Durable adhesive and magnetic labels are perfect for any industrial environment. Label racks, cabinets, bins, or anything else quickly and easily with the LW-PX900.

FOB Shipping Point

LabelWorks LW-PX900 Printer Features:

- WIDER**
- 36mm wide adhesive, heat shrink tube and magnetic supplies.
- FASTER**
- 360dpi and 35mm/sec print speed.
- EASIER**
- Quick-access hot-keys.
 - Easy-to-navigate menu prompts.
- BETTER**
- 4mm lead reduces waste and extra costs.
 - Unique functions for quicker labeling.



Shown as LW-PX900PCD Kit

Product No.	Wt. (lbs.)	Price Ea.
LW-PX900PCD KIT		
HLW-PX900PCD	7	\$379.00

Kit Includes: LW-PX900 Label Printer, Label Editor Professional Software (CD), USB Cable, AC Adapter, 1 Tape Cartridge (H212BWPX), Li-ion Rechargeable Battery, 2 Removable Magnet Attachments, Owner's Manual, Industrial Hard Plastic Case.



PX Tape Cartridges

Product No.	Size & Color	Wt. (oz.)	Price Ea.
ADHESIVE TAPES 30'L			
H209BWPX*	3/8" Black on White	3	\$20.85
H218BWPX*	3/4" Black on White	3	24.85
H224BWPX*	1" Black on White	3	24.85
H236BWPX*	1 1/2" Black on White	4	34.50
MAGNET TAPE 11'L			
H212MTBWPX	1/2" Black on White	4	29.60
H212MTBYPX	1/2" Black on Yellow	4	29.60
H212MTBRPX	1/2" Black on Red	4	29.60
H212MTBBPX	1/2" Black on Blue	4	29.60
H212MTBGPX	1/2" Black on Green	4	29.60
H218MTBWPX	3/4" Black on White	4	30.60
H218MTBYPX	3/4" Black on Yellow	4	30.60
H218MTBRPX	3/4" Black on Red	4	30.60
H218MTBBPX	3/4" Black on Blue	4	30.60
H218MTBGPX	3/4" Black on Green	4	30.60
H224MTBWPX	1" Black on White	6	32.60
H224MTBYPX	1" Black on Yellow	6	32.60
H224MTBRPX	1" Black on Red	6	32.60
H224MTBBPX	1" Black on Blue	6	32.60
H224MTBGPX	1" Black on Green	6	32.60
H236MTBWPX	1 1/2" Black on White	7	41.60
H236MTBYPX	1 1/2" Black on Yellow	7	41.60
H236MTBRPX	1 1/2" Black on Red	7	41.60
H236MTBBPX	1 1/2" Black on Blue	7	41.60
H236MTBGPX	1 1/2" Black on Green	7	41.60

*Other colors, sizes, and materials available.

Versatile Labeling with Magnet Tapes



INDUSTRIAL PALLET RACKS



Call for the "best" price lead-time combination. NEW - Robotic Endplate welding.



Unirak Frames

- Designed for maximum efficiency in warehouse or distribution operations.
- Interchanges with most "Tear Drop" style racks.

Unirak Storage Systems provide cost-effective solutions for high-capacity storage needs. Upright frames are constructed in a one piece fully mig-welded design, not bolted together. Beams are adjustable vertically in 2" increments from 8" off the floor to any height on the upright. Unirak features a hi-gloss powder coat finish for excellent visibility and abrasion resistance. Upright frames standard color is Green. Other sizes and colors are available -- call for details. Complies with RMI guidelines for rated capacities and safety factors. Custom racks of nearly infinite height/depth/length combinations are available -- call for more information. FOB Shipping Point.



UNIRAK FRAMES							
Product No.	Cap.* (lbs.)	Size W x H	Wt. (lbs.)	QS		Standard Lead Time	
				Price Ea. 1-25	Price Ea. 26-45		Price Ea. 46+
HUFL18-96-24	14,000	24 x 96"	42	\$62.70	\$59.60	\$52.00	
HUFH29-144-36	21,200	36 x 144"	82	115.30	109.50	95.40	
HUFL18-96-42	16,000	42 x 96"	47	67.10	63.70	55.50	
HUFL18-120-42	16,000	42 x 120"	56	78.40	74.50	64.90	
HUFL18-144-42	16,000	42 x 144"	69	97.30	92.40	80.50	
HUFH29-144-42	21,200	42 x 144"	85	116.20	110.40	96.10	
HUFH29-192-42	21,200	42 x 192"	112	153.90	146.20	127.30	
HUFL18-96-48	16,000	48 x 96"	49	69.10	65.70	57.20	
HUFH29-144-48	21,200	48 x 144"	88	120.10	114.10	99.30	
HUFH29-192-48	21,200	48 x 192"	115	158.30	150.40	130.90	

*Based on 48" shelf spacing.

Pricing shown at Quantities 1-25 for orders of \$500 to \$1799 Quick Ship, 26-45 for orders of \$1800 + Quick Ship, 46+ are standard lead time (call to verify typical 4-6 week lead time). Combining frames and beams may qualify for additional discounts - call for information.

Unirak Beams

- Features a Hi-Gloss Powder Coat Finish for excellent visibility and abrasion resistance.
- Interchanges with most "Tear Drop" style racks.

Beams feature at least three rivet studs for maximum holding power. A no tools required spring loaded REMOVABLE safety clip is included on every beam endplate. Beam re-location is painless in the event your slotting requirements change. Beams are adjustable vertically in 2" increments from 8" off the floor to any height on the upright. Unirak Beams are hi-gloss powder coat Orange finish. Other sizes and colors are available -- call for details. FOB Shipping Point.

\$500 minimum and Steel Surcharges may apply.

More competitive pricing is available based on quantity...please call for standard lead time/large quantity price points.



UNIRAK BEAMS						
Product No.	Cap. Per Pair (lbs.)	Length	Wt. (lbs.)	QS		Standard Lead Time Price Ea. 97+
				Price 1-40	Price Ea. 41-96	
HSB350-48	7,000	48"	13	\$23.00	\$21.90	\$19.10
HSB350-96	3,385	96"	23	31.80	30.20	26.30
HSB418-96	5,005	96"	29	35.90	34.10	29.60
HSB518-96	7,080	96"	28	41.10	39.00	33.90
HSB518-108	6,280	108"	31	45.80	43.50	37.80
HSB518-120	5,645	120"	44	50.70	48.10	41.80
HSB600-144	5,875	144"	56	65.40	62.10	53.90


Pricing shown at Quantities 1-40 for orders of \$500 to \$1799 Quick Ship, 41-96 for orders of \$1800 + Quick Ship, 97+ are standard lead time (call to verify typical 4-6 week lead time). Combining frames and beams may qualify for additional discounts - call for information.

Unirak Storage System Accessories

Row Spacer: Adds stability to decking and maintains spacing.

Flanged Cross Bar: Front-to-Back safety bar helps prevent misplaced pallets from falling through the rack. Also can be used as a deck support and prevents lateral deflection when fixed in place.

Post Protector: Strong, full 1/2" steel, with 3" wraparound and 4 anchor holes for bolting to the floor. 12" & 24" standard height. Many other accessories are available -- call for details. FOB Shipping Point.



Row Spacer



Flanged Cross Bar



Post Protector

UNIRAK ACCESSORIES				
Product No.	Description	Length	Wt. (lbs.)	Price Ea.
HUA201-6	Row Spacer	6"	2	\$4.50
HUA201-12	Row Spacer	12"	3	5.10
HUA206	Flanged Cross Bar	42"	7	9.05
HUA217	Post Protector	12"	12	23.10

Unirak Wire Mesh Decks

- Decking is a valuable safety accessory.

Decking is available in multiple sizes, made of HD Wire Mesh, with 3 to 4 welded channels, (24" and 36" deep are flared, 42" and 48" deep are cut channel style), that supply 2400 to 2500 lb. capacity per deck. Decking is a valuable safety accessory used in combination with typical GMA style pallets (sized with at least 3" of overhang front and back), prevents misplaced "turned" pallets from falling through. No wire deck, from any manufacturer, should be used in instances of point loading, inboard loading, or live loading -- consult dealer/factory for special applications and recommendations. Buying from one source minimizes freight expense and permits just one PO. FOB Shipping Point.

UNIRAK WIRE MESH DECKS				
Product No.	Size D x W	Cap.* (lbs.)	Wt. (lbs.)	Price Ea.
HWMD3FC-24-46	24 x 46"	2,500 UDL	14	\$16.70
HWMD3FC-36-46	36 x 46"	2,500 UDL	20	18.80
HWMD3FC-36-58	36 x 58"	2,500 UDL	26	25.85
HWMD3FC-42-46	42 x 46"	2,500 UDL	23	21.50
HWMD4FC-42-58	42 x 58"	2,500 UDL	30	30.35
HWMD4FC-48-46	48 x 46"	2,500 UDL	27	26.55
HWMD4FC-48-58	48 x 58"	2,400 UDL	34	33.40

*Uniform Distributed Load when used as a safety accessory.

NETTING - PROTECTIVE GUARD



Pallet Rack Guard Net Systems

Carron pallet rack guard nets install on the back side of racks or in flue spaces where regular access is not required. Featuring 100% nylon mesh with strong 5/16" poly rope binding, Carron pallet rack guard nets provide an economical, easy-to-install, OSHA-compliant employee safeguarding and product containment solution. FOB Shipping Point.

HOW TO ORDER: All nets are made to order. The net system is modular allowing coverage of up to three contiguous bays of the same height and width with a single net. Choose net height, beam length and number of bays of coverage for each net required in either standard (H76010) or heavy (H76025) capacity mesh.



CUSTOM SIZES AVAILABLE CALL FOR A QUOTE

- Improve employee safety • Protect traffic areas & workstations
- Reduce costly product damage • Prevent falls between racks
- Create a see-through barrier for easy product visibility

INSTALLATION HARDWARE




Flush Mount Installation



Offset Installation

Heavy duty nylon tie wraps for flush mount installation are included with each net. If clearance for 3" or more of pallet/product overhang is required, select from the following items according to your installation requirements. Base Unit Kits (H76050) include hardware needed to mount a single net using adjustable offset brackets. Add-On Kits (H76051) accommodate additional adjacent nets. Offset kits do not include cable, which is ordered separately in quantity to accommodate the total perimeter measurement of all nets to be offset installed.



OFFSET HARDWARE KITS

Product No.	Description	Wt. (lbs.)	Price Ea.
H76050	Base Unit Kit	44	\$594.26
H76051	Add-On Kit	25	316.16

CABLE

Product No.	Coil Lengths	Wt. (lbs.)	Price Ea.
H76030-01	50'	8	\$48.69
H76030-02	100'	14	96.19
H76030-03	200'	27	189.94

STYLE SELECTOR

H76010 - 1.75" Mesh, 1250 lbs. load rating
Standard duty/multi-purpose protection

H76025 - 4" Mesh, 2500 lbs. load rating
Very heavy objects/full pallet retention

PALLET RACK GUARD NET SYSTEMS

Product No.	Net Height	Beam Length	# of Bays	Net Size	Wt. (lbs.)	Price Ea.
H76010 BLACK NETTING: 1.75" SQUARE MESH, LOAD RATING 1250 LBS.						
H76010-48x96-01	48"	96"	1	4' x 8'3"	4	\$103.69
H76010-48x96-02	48"	96"	2	4' x 16'6"	5	184.94
H76010-48x96-03	48"	96"	3	4' x 24'9"	7	268.69
H76010-48x120-01	48"	120"	1	4' x 10'3"	4	123.69
H76010-48x120-02	48"	120"	2	4' x 20'6"	6	224.94
H76010-48x120-03	48"	120"	3	4' x 30'9"	9	328.69
H76010-48x144-01	48"	144"	1	4' x 12'3"	5	143.69
H76010-48x144-02	48"	144"	2	4' x 24'6"	7	264.94
H76010-48x144-03	48"	144"	3	4' x 36'9"	10	388.69
H76010-96x96-01	96"	96"	1	8' x 8'3"	5	136.63
H76010-96x96-02	96"	96"	2	8' x 16'6"	8	242.71
H76010-96x96-03	96"	96"	3	8' x 24'9"	11	348.79
H76010-96x120-01	96"	120"	1	8' x 10'3"	6	162.13
H76010-96x120-02	96"	120"	2	8' x 20'6"	9	293.71
H76010-96x120-03	96"	120"	3	8' x 30'9"	13	426.31
H76010-96x144-01	96"	144"	1	8' x 12'3"	7	187.63
H76010-96x144-02	96"	144"	2	8' x 24'6"	11	344.71
H76010-96x144-03	96"	144"	3	8' x 36'9"	15	502.81
H76010-120x96-01	120"	96"	1	10' x 8'3"	6	163.15
H76010-120x96-02	120"	96"	2	10' x 16'6"	9	287.59
H76010-120x96-03	120"	96"	3	10' x 24'9"	13	414.07
H76010-120x120-01	120"	120"	1	10' x 10'3"	7	193.75
H76010-120x120-02	120"	120"	2	10' x 20'6"	11	348.79
H76010-120x120-03	120"	120"	3	10' x 30'9"	15	504.85
H76010-120x144-01	120"	144"	1	10' x 12'3"	8	223.33
H76010-120x144-02	120"	144"	2	10' x 24'6"	13	408.79
H76010-120x144-03	120"	144"	3	10' x 36'9"	18	595.63
H76010-144x96-01	144"	96"	1	12' x 8'3"	7	189.67
H76010-144x96-02	144"	96"	2	12' x 16'6"	11	333.49
H76010-144x96-03	144"	96"	3	12' x 24'9"	15	478.33
H76010-144x120-01	144"	120"	1	12' x 10'3"	8	224.35
H76010-144x120-02	144"	120"	2	12' x 20'6"	12	403.87
H76010-144x120-03	144"	120"	3	12' x 30'9"	17	583.39
H76010-144x144-01	144"	144"	1	12' x 12'3"	9	259.03
H76010-144x144-02	144"	144"	2	12' x 24'6"	14	474.25
H76010-144x144-03	144"	144"	3	12' x 36'9"	20	689.47
H76025 BLACK NETTING: 4" SQUARE MESH, LOAD RATING 2500 LBS.						
H76025-48x96-01	48"	96"	1	4' x 8'3"	4	\$179.03
H76025-48x96-02	48"	96"	2	4' x 16'6"	6	209.95
H76025-48x96-03	48"	96"	3	4' x 24'9"	8	307.60
H76025-48x120-01	48"	120"	1	4' x 10'3"	5	137.50
H76025-48x120-02	48"	120"	2	4' x 20'6"	7	257.20
H76025-48x120-03	48"	120"	3	4' x 30'9"	10	377.95
H76025-48x144-01	48"	144"	1	4' x 12'3"	5	160.60
H76025-48x144-02	48"	144"	2	4' x 24'6"	8	304.45
H76025-48x144-03	48"	144"	3	4' x 36'9"	11	448.30
H76025-96x96-01	96"	96"	1	8' x 8'3"	6	188.74
H76025-96x96-02	96"	96"	2	8' x 16'6"	9	347.08
H76025-96x96-03	96"	96"	3	8' x 24'9"	13	505.42
H76025-96x120-01	96"	120"	1	8' x 10'3"	7	227.31
H76025-96x120-02	96"	120"	2	8' x 20'6"	11	423.20
H76025-96x120-03	96"	120"	3	8' x 30'9"	15	621.13
H76025-96x144-01	96"	144"	1	8' x 12'3"	8	265.88
H76025-96x144-02	96"	144"	2	8' x 24'6"	13	500.34
H76025-96x144-03	96"	144"	3	8' x 36'9"	18	735.82
H76025-120x96-01	120"	96"	1	10' x 8'3"	7	228.32
H76025-120x96-02	120"	96"	2	10' x 16'6"	11	419.14
H76025-120x96-03	120"	96"	3	10' x 24'9"	15	609.96
H76025-120x120-01	120"	120"	1	10' x 10'3"	8	275.01
H76025-120x120-02	120"	120"	2	10' x 20'6"	13	604.74
H76025-120x120-03	120"	120"	3	10' x 30'9"	18	749.02
H76025-120x144-01	120"	144"	1	10' x 12'3"	9	320.69
H76025-120x144-02	120"	144"	2	10' x 24'6"	15	603.87
H76025-120x144-03	120"	144"	3	10' x 36'9"	21	888.07
H76025-144x96-01	144"	96"	1	12' x 8'3"	8	267.91
H76025-144x96-02	144"	96"	2	12' x 16'6"	12	490.19
H76025-144x96-03	144"	96"	3	12' x 24'9"	17	714.51
H76025-144x120-01	144"	120"	1	12' x 10'3"	9	321.70
H76025-144x120-02	144"	120"	2	12' x 20'6"	15	598.80
H76025-144x120-03	144"	120"	3	12' x 30'9"	21	876.91
H76025-144x144-01	144"	144"	1	12' x 12'3"	10	375.50
H76025-144x144-02	144"	144"	2	12' x 24'6"	17	707.40
H76025-144x144-03	144"	144"	3	12' x 36'9"	24	1,039.31

ASK ABOUT NETS FOR LOAD SEGREGATION, ACCESSIBLE RACK GUARDING & CONVEYOR PROTECTION

PALLET RACKS



Tri-Boro Pallet Rack Features:

- **Single Rib column design and return bends on all frame members add to strength and rigidity.**
- **Interchanges with most "Tear Drop" style pallet racks.** One-piece tube seamed step beams have no exposed welds, which can cause pallet hangs-ups. Self-engaging integral beam connector safety locks are factory installed and replaceable. Powder coat baked finish is durable and scratch resistant. Frames are Vista Green in color and Beams are Signal Orange in color. FOB Shipping Point.

ROLL-FORMED FRAME PART NUMBER
(EXAMPLE: 3" x 2 1/2" x 42" x 192")

F 20 42 192

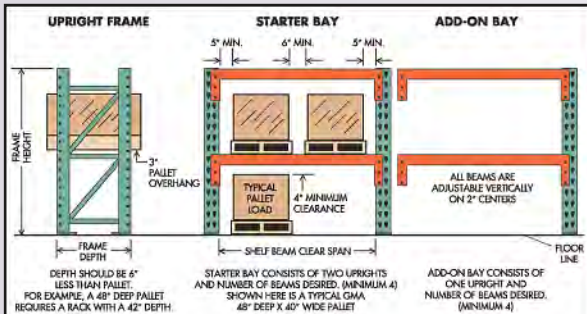
ROLL-FORMED FRAME CAPACITY MODEL DEPTH IN INCHES HEIGHT IN INCHES

ROLL-FORMED STEP BEAM PART NUMBER
(EXAMPLE: 4 1/8" x 96")

SB 4125 96

ROLL-FORMED STEP BEAM HEIGHT IN INCHES LENGTH IN INCHES

POWDER COATED TOUGH™



HOW TO ORDER

BEAM LENGTH: SHELF LENGTH EQUALS THE DISTANCE BETWEEN UPRIGHTS. IT IS DETERMINED BY ADDING THE WIDTHS OF PALLET LOADS PLUS A 5" SIDE CLEARANCE BETWEEN UPRIGHT AND PALLET AND 6" BETWEEN PALLET LOADS. SHELF BEAM CAPACITIES ARE BASED ON A PAIR OF BEAMS SUPPORTING AN EVENLY DISTRIBUTED LOAD.

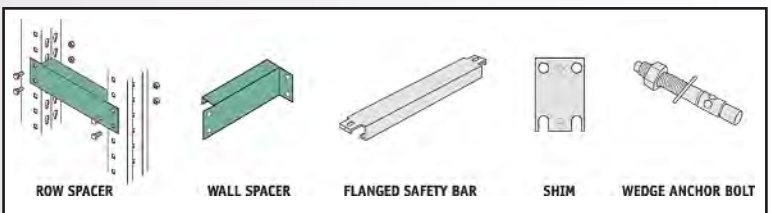
RACK HEIGHT: ADD THE FOLLOWING FIGURES:
 HEIGHT OF PALLET LOADS (INCLUDING PALLET)
 + HEIGHT OF SHELF BEAM
 + 4" MINIMUM VERTICAL CLEARANCE FOR EACH PALLET LOAD
 SUM OF ABOVE DIMENSIONS = RACK HEIGHT

FOR UPPERMOST LOAD LEVEL, LOCATION OF SHELF BEAM SHOULD BE 6" LESS THAN FORK TRUCK'S MAXIMUM LIFT HEIGHT. TOP OF BEAMS NEED TO BE AT 2" INCREMENTS.

TRI-BORO FRAMES					
Product No.	Frame Column W x D	Size D x H	Cap. (lbs.)	Wt. (lbs.)	Price Ea.
24" DEEP FRAMES @ 48" SPACING CAP.					
HF142496	3 x 1 1/2"	24 x 96"	15,220	36	\$48.86
HF1424120	3 x 1 1/2"	24 x 120"	15,220	46	62.43
HF1424144	3 x 1 1/2"	24 x 144"	15,220	55	70.71
36" DEEP FRAMES @ 48" SPACING CAP.					
HF143696	3 x 1 1/2"	36 x 96"	15,220	39	52.93
HF1436120	3 x 1 1/2"	36 x 120"	15,220	50	67.86
HF1436144	3 x 1 1/2"	36 x 144"	15,220	59	75.86
HF2036144	3 x 2 1/2"	36 x 144"	21,149	73	93.86
HF2036168	3 x 2 1/2"	36 x 168"	21,149	85	109.29
HF2036192	3 x 2 1/2"	36 x 192"	21,149	97	124.71
42" DEEP FRAMES @ 48" SPACING CAP.					
HF144296	3 x 1 1/2"	42 x 96"	15,220	41	55.64
HF1442120	3 x 1 1/2"	42 x 120"	15,220	51	69.21
HF1442144	3 x 1 1/2"	42 x 144"	15,220	61	78.43
HF2042144	3 x 2 1/2"	42 x 144"	21,149	74	93.03
HF2042168	3 x 2 1/2"	42 x 168"	21,149	87	109.37
HF2042192	3 x 2 1/2"	42 x 192"	21,149	99	124.46
HF2542192	3 x 3"	42 x 192"	23,000	108	132.69
HF2542240	3 x 3"	42 x 240"	23,000	129	158.49
HF3042192	3 x 3"	42 x 192"	27,500	122	149.89
HF3042240	3 x 3"	42 x 240"	27,500	152	186.74
48" DEEP FRAMES @ 48" SPACING CAP.					
HF144896	3 x 1 1/2"	48 x 96"	15,220	42	57.00
HF1448120	3 x 1 1/2"	48 x 120"	15,220	53	71.93
HF1448144	3 x 1 1/2"	48 x 144"	15,220	63	81.00
HF2048144	3 x 2 1/2"	48 x 144"	21,149	77	99.00
HF2048168	3 x 2 1/2"	48 x 168"	21,149	90	115.71
HF2048192	3 x 2 1/2"	48 x 192"	21,149	103	132.43
HF2548192	3 x 3"	48 x 192"	23,000	111	142.71
HF2548240	3 x 3"	48 x 240"	23,000	132	179.14
HF3048192	3 x 3"	48 x 192"	27,500	125	160.71
HF3048240	3 x 3"	48 x 240"	27,500	156	211.71

1 1/2" STEP BEAM				
Product No.	Size W x L	Cap. Per Pair	Wt. (lbs.)	Price Ea.
HSB250048	2 1/2 x 48"	4,066	9	\$10.93
HSB250096	2 1/2 x 96"	1,735	17	21.21
HSB350048	3 1/2 x 48"	6,910	12	14.33
HSB350060	3 1/2 x 60"	5,612	14	17.74
HSB350072	3 1/2 x 72"	4,743	17	20.83
HSB350096	3 1/2 x 96"	3,483	21	26.87
HSB412548	4 1/8 x 48"	8,775	13	16.07
HSB412596	4 1/8 x 96"	5,028	23	28.26
HSB4125108	4 1/8 x 108"	4,011	26	31.57
HSB512596	5 1/8 x 96"	7,596	28	34.00
HSB5125108	5 1/8 x 108"	6,788	32	38.01
HSB5125120	5 1/8 x 120"	5,887	35	42.01
HSB5125144	5 1/8 x 144"	4,120	42	49.91
HSB6000120	6 x 120"	8,512	46	56.18
HSB6000144	6 x 144"	6,511	54	62.37

ACCESSORIES			
Product No.	Description	Wt. (lbs.)	Price Ea.
HRS6	Row Spacer 6"	2	\$3.00
HRS8	Row Spacer 8"	2	4.00
HRS10	Row Spacer 10"	3	4.50
HRS12	Row Spacer 12"	3	5.00
HWS6	Wall Spacer 6"	2	3.21
HWS12	Wall Spacer 12"	3	5.36
HH3834	Hdwr Row Spacer 3/8" x 3/4" N & B, 48pcs	5	11.04
HFSB36	Flanged Safety Bar Pallet Support 36"	5	4.57
HFSB42	Flanged Safety Bar Pallet Support 42"	6	5.49
HFSB48	Flanged Safety Bar Pallet Support 48"	7	6.40
HSHM	Shim, 3 1/2" x 4 1/2", Nesting, 10g.	1	0.71
HWAB	Wedge Anchor Bolt, 1/2" x 3 3/4" (12 pcs.)	3	21.43



PALLET RACK

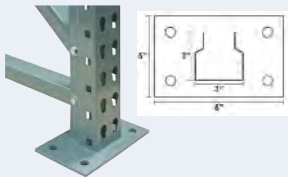


**SAVE TIME AND FREIGHT WITH
NATIONWIDE DISTRIBUTION CENTERS**

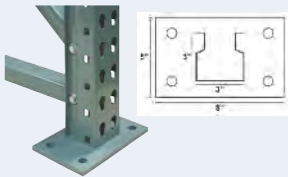


La Palma, CA • Aurora, IL

UPRIGHTS - Featuring a 3" x 3" standard column design and 5" x 8" base plate. Regular duty uprights are constructed of 16 gauge steel and provide 16,100 lb. capacity per upright. Heavy duty uprights feature a 23,300 lb. capacity and are constructed from 14 gauge steel (regular and heavy duty capacities are based upon a maximum shelf spacing of 36"). Uprights utilize a bolt together design. Beams can be adjusted every 2". Light Green in color. FOB Shipping Point.



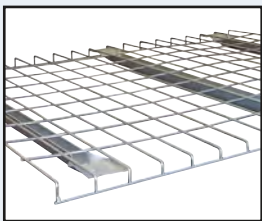
Regular Duty



Heavy Duty


Size H x D	Product No.	Wt. (lbs.)	Price Ea.
REGULAR DUTY UPRIGHTS			
8 x 3.0'	HIU36096A	49	\$56.12
10 x 3.0'	HIU36120A	57	66.38
12 x 3.0'	HIU36144A	71	81.99
8 x 3.5'	HIU42096A	51	59.16
10 x 3.5'	HIU42120A	59	69.33
12 x 3.5'	HIU42144A	73	86.13
8 x 4.0'	HIU48096A	53	62.26
10 x 4.0'	HIU48120A	62	72.31
12 x 4.0'	HIU48144A	77	90.34
HEAVY DUTY UPRIGHTS			
10 x 3.0'	HIUH36120A	73	102.46
12 x 3.0'	HIUH36144A	89	119.39
16 x 3.0'	HIUH36192A	116	153.44
10 x 3.5'	HIUH42120A	75	104.33
12 x 3.5'	HIUH42144A	92	121.50
16 x 3.5'	HIUH42192A	120	154.35
10 x 4.0'	HIUH48120A	78	106.49
12 x 4.0'	HIUH48144A	95	123.88
16 x 4.0'	HIUH48192A	124	159.77

WIRE MESH DECKING - Constructed of 4 gauge wire and 14 gauge flared channels. Featuring a durable powder coated finish and 2 1/2" x 4 1/2" wire spacing. Each level of decking consists of two or more smaller panels. Silver in color. FOB Shipping Point.




Size W x D	Product No.	Wt. (lbs.)	Price Ea.
46 x 36"	H215-DF3646	38	\$25.18
58 x 36"	H215-DF3658	41	35.17
46 x 42"	H215-DF4246	44	29.71
58 x 42"	H215-DF4258	57	41.14
46 x 48"	H215-DF4846	53	35.70
58 x 48"	H215-DF4858	49	49.12

ROW SPACERS - Used to connect rows of pallet rack (back to back). Spacers increase stability and maintain consistent spacing between racks. FOB Shipping Point.



Spacer Length	Product No.	Wt. (lbs.)	Price Ea.
6"	H215-IR06	2	\$3.85
12"	H215-IR12	2	5.81

STEP LOAD BEAMS - Formed beams feature an improved safety clip which can be easily replaced and prevents the beam from detaching from the upright. Beams are interchangeable with most pallet rack manufacturers. Beam length is measured by clear span between uprights. Beam capacities are based on an evenly distributed load. Orange in color. FOB Shipping Point.



Size H x L	Cap. Per Pair	Product No.	Wt. (lbs.)	Price Ea.
REGULAR DUTY STEP LOAD BEAMS				
3.5" x 8'	3,460	H215-IB35096	25	\$30.31
4.0" x 8'	4,977	H215-IB40096	27	32.87
4.0" x 9'	4,228	H215-IB40108	30	36.58
4.0" x 10'	3,425	H215-IB40120	34	40.32
HEAVY DUTY STEP LOAD BEAMS				
5.0" x 8'	7,035	H215-IB50096	32	\$37.65
5.0" x 9'	7,103	H215-IB50108	36	41.96
5.0" x 10'	6,004	H215-IB50120	40	46.27
5.0" x 12'	4,170	H215-IB50144	45	54.88
6.0" x 12'	6,511	H215-IB60144	52	69.37

SAFETY SUPPORTS

Use safety supports as front to back members to support pallets or wood decking. Silver in color. FOB Shipping Point.



Upright Depth	Product No.	Wt. (lbs.)	Price Ea.
3.0'	H215-USS36	5	\$7.54
3.5'	H215-USS42	6	8.73
4.0'	H215-USS48	8	9.55

POST FRAME GUARDS - Solid steel guards that withstand impacts with heavy duty construction. Features high visibility yellow powder coated finish. FOB Shipping Point.



Guard Height	Product No.	Wt. (lbs.)	Price Ea.
24"	H215-ICP24	11	\$21.40

BAY DIVIDERS - Organize material vertically with these easy to install bay dividers. Designed to fit over 3.5", 4" and 5" high beams. No hardware required. Pre-punched holes are available for permanent mounting. FOB Shipping Point.



Product No.	Wt. (lbs.)	Price Ea.
H215-ID01	11	\$55.24

GALVANIZED STEEL PALLET RACK SYSTEMS



Galvanized Steel Pallet Rack Systems

- Designed to work in harsh environments.

Highly resistant to rust, recommended for outdoors, inside coolers, freezers and chemical applications. Galvanized pallet rack will give you a stable, safe and economical storage solution that will last for years to come. Durability will surpass standard powder coating finishes. FOB Shipping Point.



Cooler & Freezer Applications



Outdoor Applications



Selective




- Long life.
- Corrosion resistant.
- Saves money - works harder and longer.
- Lowest long term cost.
- Reliable.
- High resistance to mechanical damage.

Steel surcharge may apply.



Cantilever



GALVANIZED TEARDROP UPRIGHTS - CAPACITY 20,000 LBS.

Product No.	Size H x D	Wt. (lbs.)	Price Ea.
HRSGU-824-20	8' x 24"	47	\$67.55
HRSGU-836-20	8' x 36"	48	69.90
HRSGU-842-20**	8' x 42"	50	72.41
HRSGU-848-20	8' x 48"	52	74.89
HRSGU-1224-20	12' x 24"	69	97.92
HRSGU-1236-20	12' x 36"	70	101.47
HRSGU-1242-20**	12' x 42"	73	104.63
HRSGU-1248-20	12' x 48"	75	108.38
HRSGU-1624-20	16' x 24"	90	128.50
HRSGU-1636-20	16' x 36"	92	133.09
HRSGU-1642-20**	16' x 42"	95	137.24
HRSGU-1648-20	16' x 48"	98	141.69

GALVANIZED TEARDROP UPRIGHTS - CAPACITY 27,000 LBS.

HRSGU-1636-27	16' x 36"	107	153.65
HRSGU-1642-27**	16' x 42"	110	157.63
HRSGU-1648-27	16' x 48"	113	162.10
HRSGU-1842-27	18' x 42"	123	175.44
HRSGU-2042-27**	20' x 42"	136	195.47
HRSGU-2048-27	20' x 48"	140	200.00

Bolted uprights. Based on a 48" Shelf Spacing. ** In Stock. Large Qty's & non stock item lead times 8-10 Weeks.

GALVANIZED TEARDROP BEAMS

Product No.	Size L x H	Cap. (lbs.)	Wt. (lbs.)	Price Ea.
HRSGB-4830**	48" x 3"	4,330	11	\$14.93
HRSGB-9630	96" x 3"	2,043	20	27.67
HRSGB-9635	96" x 3 1/2"	2,918	22	29.73
HRSGB-9640**	96" x 4"	4,062	26	35.37
HRSGB-9645**	96" x 4 1/2"	5,459	28	37.83
HRSGB-9650**	96" x 5"	6,212	33	44.60
HRSGB-9655**	96" x 5 1/2"	7,334	36	48.56
HRSGB-10855**	108" x 5 1/2"	5,868	36	48.85
HRSGB-12055**	120" x 5 1/2"	5,281	40	53.77
HRSGB-144625**	144" x 6"	5,650	40	68.95

** In Stock. Large Qty's & non stock item lead times 8-10 Weeks.

RACK ACCESSORIES

Product No.	Description	Wt. (lbs.)	Price Ea.
HRSG-RS-6	Row Spacers 6"	0.9	\$4.50
HRSG-RS-8**	Row Spacers 8"	1.08	5.00
HRSG-RS-12**	Row Spacers 12"	1.45	5.85
HRSG-WT-8**	Wall Tie 8"	1.08	5.00
HRSG-WT-12**	Wall Tie 12"	1.45	5.85
HRSG-FP-5-8**	Foot Plate 5 x 8 x 3/8"	4.66	6.53
HRSG-SHIM**	Shims 5 x 8"	0.22	1.00
HRSG-WDA**	Anchors 1/2 x 3 1/2"	0.33	0.85

** In Stock. Large Qty's & non stock item lead times 8-10 Weeks.



Stops are not included



Corrosion Resistant



Galvanized coating has a unique metallurgical structure which gives outstanding resistance to mechanical damage in transport, installation and service.

CANTILEVER RACK - SINGLE SIDED TOWER

Product No.	Height	Cap. (lbs.)	Wt. (lbs.)	Price Ea.
HRSGCLT-8S**	8'	12,760	127	\$189.42
HRSGCLT-12S**	12'	11,110	186	275.80
HRSGCLT-16S**	16'	9,980	238	353.85
HRSGCLT-20S**	20'	8,800	291	431.57

CANTILEVER RACK - DOUBLE SIDED TOWER

Product No.	Height	Cap. (lbs./Side)	Wt. (lbs.)	Price Ea.
HRSGCLT-8D**	8'	12,760	127	189.42
HRSGCLT-12D**	12'	11,110	186	275.80
HRSGCLT-16D**	16'	9,980	238	353.85
HRSGCLT-20D**	20'	8,800	291	431.57

HEAVY DUTY CANTILEVER STRAIGHT ARMS

Product No.	Length	Cap. (lbs.)	Wt. (lbs.)	Price Ea.
HRSGCLA-36**	36"	2,800	23	\$37.28
HRSGCLA-48**	48"	2,500	29	47.25
HRSGCL-SHIM**	8 x 8"	-	3	3.04
HRSGCL-STOP**	10"	-	1	3.50

** In Stock. Large Qty's & non stock item lead times 8-10 Weeks.

HEAVY DUTY CANTILEVER BASES

Product No.	Tower	Length	For Arm	Wt. (lbs.)	Price Ea.
HRSGCLB-36S**	Single Side	50"	36"	71	\$116.74
HRSGCLB-36D**	Double Side	83"	36"	115	181.99
HRSGCLB-48S**	Single Side	62"	48"	84	135.98
HRSGCLB-48D**	Double Side	107"	48"	140	220.49

** In Stock. Note: Other Sizes Available, Standard lead time 6-8 Weeks.

BRACE SETS

Product No.	Length	Wt. (lbs.)	Price Ea.
HRSGCLX-A-48**	48"	34	\$60.59
HRSGCLX-A-60**	60"	37	66.26
HRSGCLX-A-72**	72"	43	74.97
HRSGCLX-A-84**	84"	49	85.91

Product No.	Length	Wt. (lbs.)	Price Ea.
HRSGCLX-B-48**	48"	45	78.41
HRSGCLX-B-60**	60"	51	89.09
HRSGCLX-B-72**	72"	58	101.17
HRSGCLX-B-84**	84"	67	116.35

Product No.	Length	Wt. (lbs.)	Price Ea.
HRSGCLX-C-48**	48"	68	121.19
HRSGCLX-C-60**	60"	75	132.53
HRSGCLX-C-72**	72"	85	149.95
HRSGCLX-C-84**	84"	98	171.82

** In Stock. Large Qty's & non stock item lead times 8-10 Weeks.

BAR STORAGE RACKS

Series 1000 & Series 2000 Medium-Duty Cantilever Racks

- The perfect storage system for bars, pipes, tubes, lumber, etc.
- Sturdy and stable, these heavy-duty racks are built for years of rough use.

Installation is quick and easy. Convenient uprights facilitate manual loading and unloading and open base design affords easy forklift accessibility. Arms are adjustable on 3" centers up or down the full length of uprights. FOB Shipping Point.



SERIES 1000



SERIES 2000

SERIES 1000 STRAIGHT ARM					
W/Lip Product No.	W/O Lip Product No.	Cap. (lbs.)	Length (lbs.)	Wt. (lbs.)	Price Ea.
HMSA12L	HMSA12	1000	12"	6	\$25.70
HMSA18L	HMSA18	750	18"	7	27.10
HMSA24L	HMSA24	600	24"	8	28.90
HMSA30L	HMSA30	500	30"	9	32.90
HMSA36L	HMSA36	400	36"	10	34.80

SERIES 1000 INCLINED ARM					
W/Lip Product No.	W/O Lip Product No.	Cap. (lbs.)	Length (lbs.)	Wt. (lbs.)	Price Ea.
HMIA12L	HMIA12	1000	12"	6	\$26.20
HMIA18L	HMIA18	750	18"	7	28.70
HMIA24L	HMIA24	600	24"	8	30.30
HMIA30L	HMIA30	500	30"	9	35.80
HMIA36L	HMIA36	400	36"	10	36.80

SERIES 1000 BRACES FOR 6' - 10' UPRIGHTS - SET OF 2			
Product No.	Length	Wt. (lbs.)	Price Ea.
HM2B24	23"	21	\$57.60
HM2B36	35"	28	66.80
HM2B48	47"	35	77.20
HM2B60	59"	42	90.80
HM2B72	71"	49	100.20
HM2B84	83"	56	109.60
HM2B96	95"	63	131.50

SERIES 2000 STANDARD STRAIGHT ARMS					
W/Lip Product No.	W/O Lip Product No.	Cap. (lbs.)	Length (lbs.)	Wt. (lbs.)	Price Ea.
H2SA12L	H2SA12	2000	12"	7	\$30.30
H2SA18L	H2SA18	1500	18"	8	32.10
H2SA24L	H2SA24	1200	24"	9	34.20
H2SA30L	H2SA30	1000	30"	10	38.40
H2SA36L	H2SA36	800	36"	11	41.30
H2SA42L	H2SA42	700	42"	14	50.20
H2SA48L	H2SA48	600	48"	16	48.90

SERIES 2000 STANDARD INCLINED ARMS					
W/Lip Product No.	W/O Lip Product No.	Cap. (lbs.)	Length (lbs.)	Wt. (lbs.)	Price Ea.
H2IA12L	H2IA12	2000	12"	7	31.80
H2IA18L	H2IA18	1500	18"	8	34.90
H2IA24L	H2IA24	1200	24"	9	37.60
H2IA30L	H2IA30	1000	30"	10	43.80
H2IA36L	H2IA36	800	36"	11	45.90
H2IA42L	H2IA42	700	42"	14	48.70
H2IA48L	H2IA48	600	48"	16	51.10

SERIES 2000 BRACES FOR 8' UPRIGHTS - SET OF TWO			
Product No.	Length	Wt. (lbs.)	Price Ea.
H22B24	23"	21	\$57.60
H22B36	35"	28	66.80
H22B42	41"	31	72.00
H22B48	47"	35	77.20
H22B60	59"	42	90.80
H22B72	71"	49	100.20
H22B84	83"	56	109.60
H22B96	95"	63	131.50
H22B120	119"	113	201.50

SERIES 2000 BRACES FOR 10' - 14' UPRIGHTS - SET OF THREE			
Product No.	Length	Wt. (lbs.)	Price Ea.
H23B24	23"	31	86.40
H23B36	35"	41	100.20
H23B42	41"	47	107.50
H23B48	47"	52	115.90
H23B60	59"	62	136.80
H23B72	71"	73	151.40
H23B84	83"	83	163.90
H23B96	95"	94	196.30
H23B120	119"	170	301.80

SERIES 2000 BRACES FOR 15' - 20' UPRIGHTS - SET OF FOUR INCLUDING X BRACING			
Product No.	Length	Wt. (lbs.)	Price Ea.
H24B24X	23"	66	183.40
H24B36X	35"	81	195.40
H24B42X	41"	90	204.60
H24B48X	47"	97	213.30
H24B60X	59"	113	249.60
H24B72X	71"	130	290.30
H24B84X	83"	147	302.40
H24B96XX	95"	182	391.60
H24B120XX	119"	283	533.20

SERIES 2000 MEDIUM-HEAVY DUTY UPRIGHTS											
SINGLE SIDED UPRIGHTS						DOUBLE SIDED UPRIGHTS					
Height	Arms Used	Product No.	Base	Cap. (lbs.)	Wt. (lbs.)	Price Ea.	Product No.	Base	Cap. (lbs.)	Wt. (lbs.)	Price Ea.
8'	12" & 18"	H2U838	38"	18,100 & 15,300	188	\$314.00	H2DU859	59"	36,200 & 30,600	216	\$361.00
8'	24"	H2U838	38"	13,300	188	314.00	H2DU859	59"	26,600	216	361.00
8'	30" & 36"	H2U850	50"	11,800 & 10,600	201	333.00	H2DU883	83"	23,600 & 21,200	243	394.00
8'	42" & 48"	H2U862	62"	9,600 & 8,800	215	349.00	H2DU8107	107"	19,200 & 17,600	270	428.00
10'	12" & 18"	H2U1038	38"	17,400 & 14,900	217	349.00	H2DU1059	59"	34,800 & 29,800	245	397.00
10'	24"	H2U1038	38"	13,100	217	349.00	H2DU1059	59"	26,200	245	397.00
10'	30" & 36"	H2U1050	50"	11,500 & 10,300	230	369.00	H2DU1083	83"	23,000 & 20,600	272	431.00
10'	42" & 48"	H2U1062	62"	9,400 & 8,600	244	386.00	H2DU10107	107"	18,800 & 17,200	299	463.00
12'	12" & 18"	H2U1238	38"	16,800 & 14,500	245	392.00	H2DU1259	59"	33,600 & 29,000	273	440.00
12'	24"	H2U1238	38"	12,600	245	392.00	H2DU1259	59"	25,200	273	440.00
12'	30" & 36"	H2U1250	50"	11,200 & 10,200	258	412.00	H2DU1283	83"	22,400 & 20,400	300	470.00
12'	42" & 48"	H2U1262	62"	9,300 & 8,500	272	429.00	H2DU12107	107"	18,600 & 17,000	327	506.00
14'	12" & 18"	H2U1438	38"	16,200 & 14,100	272	458.00	H2DU1459	59"	32,400 & 28,200	300	506.00
14'	24"	H2U1438	38"	12,300	272	458.00	H2DU1459	59"	24,600	300	506.00
14'	30" & 36"	H2U1450	50"	10,900 & 9,800	285	478.00	H2DU1483	83"	21,800 & 19,600	327	538.00
14'	42" & 48"	H2U1462	62"	8,900 & 8,300	299	495.00	H2DU14107	107"	17,800 & 16,600	354	572.00
16'	12" & 18"	H2U1638	38"	15,800 & 13,800	299	660.00	H2DU1659	59"	31,600 & 27,600	327	708.00
16'	24"	H2U1638	38"	12,100	299	660.00	H2DU1659	59"	24,200	327	708.00
16'	30" & 36"	H2U1650	50"	10,600 & 9,400	312	679.00	H2DU1683	83"	21,200 & 18,800	354	741.00
16'	42" & 48"	H2U1662	62"	8,400 & 7,500	326	696.00	H2DU16107	107"	16,800 & 15,000	381	775.00
18'	12" & 18"	H2U1838	38"	15,700 & 13,700	326	661.00	H2DU1859	59"	31,400 & 27,400	354	708.00
18'	24"	H2U1838	38"	11,900	326	661.00	H2DU1859	59"	23,800	354	708.00
18'	30" & 36"	H2U1850	50"	10,400 & 9,200	339	679.00	H2DU1883	83"	20,800 & 18,400	381	741.00
18'	42" & 48"	H2U1862	62"	8,200 & 7,400	353	696.00	H2DU18107	107"	16,400 & 14,800	408	775.00
20'	12" & 18"	H2U2038	38"	15,600 & 13,600	353	664.00	H2DU2059	59"	31,200 & 27,200	381	712.00
20'	24"	H2U2038	38"	11,700	353	664.00	H2DU2059	59"	23,400	381	712.00
20'	30" & 36"	H2U2050	50"	10,200 & 9,000	366	685.00	H2DU2083	83"	20,400 & 18,000	408	745.00
20'	42" & 48"	H2U2062	62"	8,100 & 7,300	380	700.00	H2DU20107	107"	16,200 & 14,600	435	778.00

Please specify arm length - sold separately.

SERIES 1000 SINGLE SIDED UPRIGHTS						
Product No.	Hgt.	Base	Arms Used	Cap. (lbs.)	Wt. (lbs.)	Price Ea.
HMU633	6'	33"	12"	8100	82	\$188.00
HMU633	6'	33"	18"	6600	82	188.00
HMU633	6'	33"	24"	5500	82	188.00
HMU645	6'	45"	30"	4700	90	199.00
HMU645	6'	45"	36"	4100	90	199.00
HMU733	7'	33"	12"	7900	89	198.00
HMU733	7'	33"	18"	6400	89	198.00
HMU733	7'	33"	24"	5300	89	198.00
HMU745	7'	45"	30"	4600	97	209.00
HMU745	7'	45"	36"	4100	97	209.00
HMU833	8'	33"	12"	7600	96	206.00
HMU833	8'	33"	18"	6300	96	206.00
HMU833	8'	33"	24"	5300	96	206.00
HMU845	8'	45"	30"	4500	104	218.00
HMU845	8'	45"	36"	4000	104	218.00
HMU1033	10'	33"	12"	7100	110	227.00
HMU1033	10'	33"	18"	5900	110	227.00
HMU1033	10'	33"	24"	5000	110	227.00
HMU1045	10'	45"	30"	4400	118	238.00
HMU1045	10'	45"	36"	3800	118	238.00

SERIES 1000 DOUBLE SIDED UPRIGHTS						
Product No.	Hgt.	Base	Arms Used	Cap. (lbs.)	Wt. (lbs.)	Price Ea.
HMDU654	6'	54"	12"	16200	99	\$223.00
HMDU654	6'	54"	18"	13200	99	223.00
HMDU654	6'	54"	24"	11000	99	223.00
HMDU678	6'	78"	30"	9400	115	245.00
HMDU678	6'	78"	36"	8200	115	245.00
HMDU754	7'	54"	12"	15800	106	233.00
HMDU754	7'	54"	18"	12800	106	233.00
HMDU754	7'	54"	24"	10600	106	233.00
HMDU778	7'	78"	30"	9200	122	255.00
HMDU778	7'	78"	36"	8200	122	255.00
HMDU854	8'	54"	12"	15200	113	242.00
HMDU854	8'	54"	18"	12600	113	242.00
HMDU854	8'	54"	24"	10600	113	242.00
HMDU878	8'	78"	30"	9000	129	264.00
HMDU878	8'	78"	36"	8000	129	264.00
HMDU1054	10'	54"	12"	14200	127	263.00
HMDU1054	10'	54"	18"	11800	127	263.00
HMDU1054	10'	54"	24"	10000	127	263.00
HMDU1078	10'	78"	30"	8800	143	284.00
HMDU1078	10'	78"	36"	7600	143	284.00

Please specify arm length - sold separately.

CANTILEVER RACKS

STANDARD HEAVY DUTY UPRIGHTS												
Height	Arms Used	Product No.	Single Sided Uprights				Double Sided Uprights					
			Base	Cap. (lbs.)	Wt. (lbs.)	Price Ea.	Product No.	Base	Cap. (lbs.)	Wt. (lbs.)	Price Ea.	
8'	12 & 18"	HU831	31"	28600 & 247000	237	\$403.00	HDU853	53"	57200 & 49400	273	\$462.00	
	24"	HU837	37"	21500	245	413.00	HDU865	65"	43000	290	482.00	
	30 & 36"	HU849	49"	18300 & 16000	263	436.00	HDU882	82"	36600 & 32000	315	518.00	
	42 & 48"	HU861	61"	14200 & 12800	281	456.00	HDU8106	106"	28400 & 25600	349	557.00	
10'	12 & 18"	HU1031	31"	28500 & 24600	275	467.00	HDU1053	53"	57000 & 49200	311	527.00	
	24"	HU1037	37"	21300	283	477.00	HDU1065	65"	42600	328	546.00	
	30 & 36"	HU1049	49"	18200 & 15800	301	500.00	HDU1082	82"	36400 & 31600	353	583.00	
	42 & 48"	HU1061	61"	14100 & 12600	319	520.00	HDU10106	106"	28200 & 25200	387	621.00	
12'	12 & 18"	HU1231	31"	28200 & 24400	311	520.00	HDU1253	53"	56400 & 48800	347	578.00	
	24"	HU1237	37"	20900	319	529.00	HDU1265	65"	41800	364	598.00	
	30 & 36"	HU1249	49"	17800 & 15600	337	552.00	HDU1282	82"	35600 & 31200	389	635.00	
	42 & 48"	HU1261	61"	13900 & 12500	355	572.00	HDU12106	106"	27800 & 25000	423	673.00	
14'	12 & 18"	HU1437	37"	27400 & 23400	358	640.00	HDU1465	65"	54800 & 46800	402	709.00	
	24"	HU1437	37"	20200	358	640.00	HDU1465	65"	40400	402	709.00	
	30 & 36"	HU1449	49"	17600 & 15400	376	663.00	HDU1482	82"	35200 & 30800	427	745.00	
	42 & 48"	HU1461	61"	13700 & 12400	393	683.00	HDU14106	106"	27400 & 24800	462	784.00	
16'	12 & 18"	HU1637	37"	23700 & 20300	396	707.00	HDU1665	65"	47400 & 40600	440	776.00	
	24"	HU1637	37"	17600	396	707.00	HDU1665	65"	35200	440	776.00	
	30 & 36"	HU1649	49"	15300 & 14000	413	731.00	HDU1682	82"	30600 & 28000	465	813.00	
	42 & 48"	HU1661	61"	12900 & 12000	431	749.00	HDU16106	106"	25800 & 24000	499	852.00	
18'	12 & 18"	HU1849	49"	22200 & 19200	449	827.00	HDU1882	82"	44400 & 38400	500	909.00	
	24"	HU1849	49"	16700	449	827.00	HDU1882	82"	33400	500	909.00	
	30 & 36"	HU1849	49"	14700 & 13600	449	827.00	HDU1882	82"	29400 & 27200	500	909.00	
	42 & 48"	HU1861	61"	12700 & 11900	466	847.00	HDU18106	106"	25400 & 23800	535	948.00	
20'	12 & 18"	HU2049	49"	20600 & 17800	484	905.00	HDU2082	82"	41200 & 35600	536	988.00	
	24"	HU2049	49"	15800	484	905.00	HDU2082	82"	31600	536	988.00	
	30 & 36"	HU2049	49"	13900 & 12800	484	905.00	HDU2082	82"	27800 & 25600	536	988.00	
	42 & 48"	HU2061	61"	11900 & 11200	501	925.00	HDU20106	106"	23800 & 22400	570	1,026.00	
EXTRA HEAVY DUTY UPRIGHTS												
12'	24"	HXU1240	40"	28700	410	737.00	HXDU1266	66"	57400	464	819.00	
	30"	HXU1252	52"	24800	432	735.00	HXDU1284	84"	49600	498	859.00	
	36"	HXU1252	52"	21900	432	735.00	HXDU1284	84"	43800	498	859.00	
	42"	HXU1264	64"	19600	454	762.00	HXDU12108	108"	39200	542	925.00	
14'	24"	HXU1264	64"	17700	454	762.00	HXDU12108	108"	35400	542	925.00	
	24"	HXU1440	40"	28400	455	845.00	HXDU1466	66"	56800	509	928.00	
	30"	HXU1452	52"	24700	477	843.00	HXDU1484	84"	49400	543	968.00	
	36"	HXU1452	52"	21000	477	843.00	HXDU1484	84"	42000	543	968.00	
16'	24"	HXU1464	64"	19100	499	871.00	HXDU14108	108"	38200	587	1,033.00	
	48"	HXU1464	64"	17600	499	871.00	HXDU14108	108"	35200	587	1,033.00	
	24"	HXU1652	52"	27600	522	917.00	HXDU1684	84"	55200	588	1,041.00	
	30"	HXU1652	52"	24300	522	917.00	HXDU1684	84"	48600	588	1,041.00	
18'	24"	HXU1664	64"	20500	522	917.00	HXDU1684	84"	41000	588	1,041.00	
	42"	HXU1664	64"	18700	544	943.00	HXDU16108	108"	37400	632	1,106.00	
	48"	HXU1664	64"	17200	544	943.00	HXDU16108	108"	34400	632	1,106.00	
	24"	HXU1852	52"	25900	565	1,097.00	HXDU1884	84"	51800	630	1,223.00	
20'	30"	HXU1852	52"	23100	565	1,097.00	HXDU1884	84"	46200	630	1,223.00	
	36"	HXU1852	52"	20400	565	1,097.00	HXDU1884	84"	40800	630	1,223.00	
	42"	HXU1864	64"	18200	587	1,124.00	HXDU18108	108"	36400	674	1,287.00	
	48"	HXU1864	64"	16800	587	1,124.00	HXDU18108	108"	33600	674	1,287.00	
20'	24"	HXU2052	52"	25300	607	1,119.00	HXDU2084	84"	50600	673	1,243.00	
	30"	HXU2052	52"	21800	607	1,119.00	HXDU2084	84"	43600	673	1,243.00	
	36"	HXU2052	52"	19700	607	1,119.00	HXDU2084	84"	39400	673	1,243.00	
	42"	HXU2064	64"	17600	629	1,146.00	HXDU20108	108"	35200	717	1,309.00	
48"	HXU2064	64"	16300	629	1,146.00	HXDU20108	108"	32600	717	1,309.00		

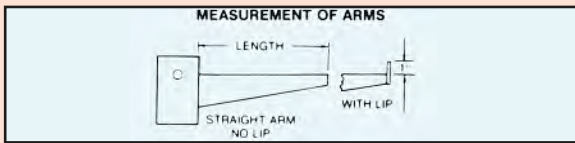


Forklift EASILY
loads on or off
arms and bases.

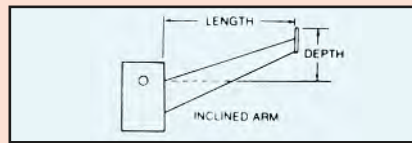
Rugged Cantilever Racks

- Organize all your inventory for instant selection.
- Instant accessibility to one piece or a full load.

Makes efficient, time-saving work of storing long or awkward lengths of pipe, bar, tubing, lumber, poles, etc. Forklift easily loads on or off arms and bases. Bases can be used for extra storage. For longer materials, simply add braces and upright columns to fit your needs. Arms are adjustable 3" up and down the full length of the upright. Uprights are punched on both sides for use as single-sided or double-sided units. All rugged heavy-gauge steel construction for sure, safe support of heavy loads and long life. FOB Shipping Point.



Arms - All arms can be used on either Standard Heavy Duty or Extra Heavy Duty uprights.



Brace Sets - All braces can be used on either Standard Heavy Duty or Extra Heavy Duty uprights.

STANDARD STRAIGHT ARMS						
Length	Cap. (lbs.)	Wt. (lbs.)	Without Lip		With Lip	
			Product No.	Price Ea.	Product No.	Price Ea.
12"	3000	9	HSA12	\$33.40	HSA12L	\$33.40
18"	2500	11	HSA18	36.50	HSA18L	36.50
24"	2000	13	HSA24	37.60	HSA24L	37.60
30"	1500	15	HSA30	41.00	HSA30L	41.00
36"	1200	17	HSA36	43.80	HSA36L	43.80
42"	1100	19	HSA42	48.10	HSA42L	48.10
48"	1000	21	HSA48	50.10	HSA48L	50.10
STANDARD INCLINED ARMS						
12"	3000	9	HIA12	37.60	HIA12L	37.60
18"	2500	11	HIA18	38.60	HIA18L	38.60
24"	2000	13	HIA24	40.70	HIA24L	40.70
30"	1500	15	HIA30	45.90	HIA30L	45.90
36"	1200	17	HIA36	48.00	HIA36L	48.00
HEAVY DUTY & EXTRA HEAVY DUTY STRAIGHT ARMS						
36"	2175	28	HHDSA36	55.30	HHDSA36L	55.30
36"	3400	34	HXHDSA36	74.10	HXHDSA36L	74.10
42"	1865	31	HHDSA42	61.90	HHDSA42L	61.90
42"	2900	37	HXHDSA42	78.30	HXHDSA42L	78.30
48"	1630	34	HHDSA48	62.60	HHDSA48L	62.60
48"	2500	40	HXHDSA48	79.30	HXHDSA48L	79.30

BRACES - 8' UPRIGHT			
Product No.	Length (Col. Centers)	Wt. (lbs.)	Price Set of Two
H2B36	3'	28	\$66.80
H2B48	4'	35	77.20
H2B60	5'	42	90.80
H2B72	6'	49	100.20
H2B84	7'	56	109.60
H2B96	8'	63	131.50
BRACES - 10-14' UPRIGHT			
H3B36	3'	41	100.20
H3B48	4'	52	115.90
H3B60	5'	62	136.80
H3B72	6'	73	151.40
H3B84	7'	83	163.90
H3B96	8'	94	196.30
BRACES - 16-20' UPRIGHT (Includes X Bracing)			
H4B36X	3'	81	195.50
H4B48X	4'	97	213.30
H4B60X	5'	113	249.60
H4B72X	6'	130	290.30
H4B84X	7'	147	302.40
H4B96XX	8'	182	391.60



Hair Pin Keeper

permits instant adjustability of arms. Easily inserted and removed for adjustment of arm height. Cannot be worked loose in service.

Hgt.	Maximum Standard Arms Per Upright	
	Single	Double
8'	9	18
10'	12	24
12'	14	28
14'	17	34
16'	20	40
18'	22	44
20'	24	48

STORAGE RACKS

Roll-Out Shelf Rack

• 100% shelf extension for convenient loading and unloading.

Available in three heights and three shelf sizes. Each shelf handles 2000 lbs. Structural 3" channel frame is punched to permit 2" vertical adjustability of shelves. Gray enamel finish. Ships knocked down for freight savings. FOB Shipping Point.



HRSR337-4


STARTER UNITS			ROLL-OUT SHELF RACK			ADD-ON UNITS			
Product No.	Shelf Width*	Overall Depth	Overall Height	No. Shelves	Wt. (lbs.)	Price Ea.	Product No.	Wt. (lbs.)	Price Ea.
HRSR335-3	36"	36"	62"	3	918	\$3,088.00	HRSR335-3A	850	\$2,822.00
HRSR435-3	48"	36"	62"	3	1044	3,242.00	HRSR435-3A	975	2,974.00
HRSR445-3	48"	48"	62"	3	1227	3,531.00	HRSR445-3A	1153	3,250.00
HRSR336-3	36"	36"	72"	3	936	3,216.00	HRSR336-3A	859	2,825.00
HRSR436-3	48"	36"	72"	3	1061	3,232.00	HRSR436-3A	984	2,979.00
HRSR446-3	48"	48"	72"	3	1244	3,530.00	HRSR446-3A	1162	3,259.00
HRSR337-4	36"	36"	85"	4	1170	3,822.00	HRSR337-4A	1083	3,559.00
HRSR437-4	48"	36"	85"	4	1332	4,038.00	HRSR437-4A	1244	3,761.00
HRSR447-4	48"	48"	85"	4	1526	4,474.00	HRSR447-4A	1470	4,188.00

*Add 8" to shelf width for overall width of Starter Units. Add 4" to shelf width for Add-On Units overall width.

HOW TO SELECT

- Determine modular capacity from tables.
- Determine length of material to be stored and select number of units required from sketch.
- Determine storage volume dimensions and module quantities and order from table.

Additions are inexpensive and easy to make...NO TOOLS REQUIRED.



Product No.	No. of Sections	Cap. (lbs.)	Overall Size L x W x H	Wt. (lbs.)	Price Ea.
HSSR-1	1	2500	16 x 12 x 13"	17	\$85.71
HSSR-2	1	3750	19 x 14 x 17"	29	91.80
HSSR-3	1	5600	22 x 15 x 20"	35	123.77
HSSR-4	1	7500	26 x 16 x 23"	53	135.77
HSSM-1-2	2	2500/section	30 x 12 x 13"	32	144.43
HSSM-1-3	3	2500/section	44 x 12 x 13"	44	193.80
HSSM-1-4	4	2500/section	58 x 12 x 13"	55	240.94
HSSM-1-5	5	2500/section	72 x 12 x 13"	66	275.74
HSSM-2-2	2	3750/section	36 x 14 x 17"	54	161.66
HSSM-2-3	3	3750/section	53 x 14 x 17"	73	211.37
HSSM-2-4	4	3750/section	70 x 14 x 17"	97	268.54
HSSM-2-5	5	3750/section	87 x 14 x 17"	116	314.40
HSSM-3-2	2	5600/section	42 x 15 x 20"	62	192.69
HSSM-3-3	3	5600/section	62 x 15 x 20"	86	251.23
HSSM-3-4	4	5600/section	82 x 15 x 20"	111	310.71
HSSM-3-5	5	5600/section	102 x 15 x 20"	135	372.51
HSSM-4-2	2	7500/section	50 x 16 x 23"	90	227.66
HSSM-4-3	3	7500/section	74 x 16 x 23"	126	295.63
HSSM-4-4	4	7500/section	98 x 16 x 23"	185	369.86
HSSM-4-5	5	7500/section	122 x 16 x 23"	200	445.54

Shelves and 4-way dividers available, prices on request.

SHELF divides full capacity into 2 sections

4-WAY DIVIDER divides full capacity into 4 sections

Steel Stacks

- Low-cost storage of pipes, bars, tubing, etc.
- Stacks can be easily shifted or changed as your requirements change.

Additions are inexpensive and easy to make...no tools required. Perfect for storage of those awkward items that don't store well on standard shelving. All-welded steel construction stands up to rough industrial abuse. Capacities up to 7500 lbs. FOB Shipping Point.

U-Racks

• Modular, low cost storage of bar and pipe stock.

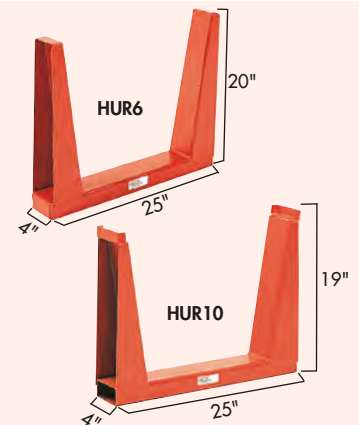
Solve your bar and pipe storage problems with portable U-Racks. Stacking is easy with interlocking steel frames. Racks can be stacked up to 4 high. Features double welded construction. Orange enamel finish. FOB Shipping Point.

Product No.	Cap. (lbs.) Ea.	Stacking Cap. (lbs.)	Wt. (lbs.)	Price Ea.
HUR6	3000	6000	23	\$80.93
HUR10	5000	10000	27	86.11

*Can be stacked up to 4 units high. The HUR6 and HUR10 are not interstackable.



HUR10 Stacked Two High Using Three Columns




SHEET & BAR RACKS




Variable Height Sheet Rack

- Perfect for shops with multiple sizes of materials.
- All welded steel construction provides years of service.

Features 4 different bays with heights from 14" to 40" -- increases visibility of stored materials. Comes complete with 1/2" dia. lag down holes. FOB Shipping Point.



VARIABLE HEIGHT SHEET RACK						
Product No.	Cap. (lbs.)/Bay	No. of Bays	Distance Between Bays	Size W x D x H	Wt. (lbs.)	Price Ea.
HVHSR-4	1500	4	6 7/8"	47 1/2 x 36 x 41 3/4"	170	\$659.40



HSR-SS



HSR-WM

Economical Material Racks

- Designed for long, awkward materials.

HSR-SS Series... self supporting 66" high A frame features 7 storage levels with an evenly distributed load capacity of 2,000 lbs. Arms extend up to 12" beyond A-Frame. Base measures 60" x 36". Bright zinc plating provides a long term, attractive appearance. Shipped KD with quick and convenient assembly. FOB Shipping Point.

HSR-SS Wt. 61 (lbs.) Price Ea. \$122.00

HSR-WM Series... wall mounted dual 60" H. supports have 3-18" arms and 4-15" arms. Uniform load capacity is 1,000 lbs. 18" arms have 9" height clearance and the 15" arms have 7.25" clearance. Bright zinc plating provides a long term, attractive appearance. Shipped KD with quick and convenient assembly. FOB Shipping Point. HSR-WM Wt. 24 (lbs.) Price Ea. \$69.70

Vertical Storage Rack

- Separation/support bars are welded for long lasting quality.
- Restraint chain securely constrains items in storage bays.

Four bays are standard. Unit is supplied with lag down points. FOB Shipping Point.




VERTICAL STORAGE RACK						
Product No.	Cap. (lbs.)/Bay	No. of Bays	Distance Between Bays	Size W x D x H	Wt. (lbs.)	Price Ea.
HSSRT-47	1500	4	9 1/4"	48 1/2 x 24 x 61"	185	\$532.30

Standard Sheet Rack

- Rack design supports vertical or horizontal storage of sheet material.
- Standard unit comes with 4 bays.

Intermediate floor bracing gives added steel support while keeping material off the floor. Unit is supplied with lag down points. FOB Shipping Point.



STANDARD SHEET RACK						
Product No.	Cap. (lbs.)/Bay	No. of Bays	Distance Between Bays	Size W x L x H	Wt. (lbs.)	Price Ea.
HVSSR-15	1500	4	10"	50 x 84 x 44"	290	\$1,237.90



Horizontal Sheet Rack

- Unit is made with 5 bays to allow for generous spacing of materials with multiple thicknesses.
- Flat storage reduces the likelihood of warping thin material.

All welded steel frame allows for 2000 lb. capacity per shelf storage. 4 sided access when using 4' x 8' sheet or smaller. Unit is supplied with lag down points. FOB Shipping Point.

HORIZONTAL SHEET RACK						
Product No.	Cap. (lbs.)/Shelf	No. of Shelves	Distance Between Shelves	Size W x H x L	Wt. (lbs.)	Price Ea.
HSHEET-R-57	2000	5	9 1/2"	54 1/2 x 48 x 102 3/4"	514	\$1,362.00

Vertical Bar Racks

- All welded steel construction
- Designed to be placed up against a wall.

Long pieces stack vertically while shorter parts are kept horizontal on the 3 pan bays. Unit is supplied with lag down points. FOB Shipping Point.



VERTICAL BAR RACK						
Product No.	Cap. (lbs.)	No. of Bays	Distance Between Shelves	Size W x D x H	Wt. (lbs.)	Price Ea.
HVBR-9	3000	3	21"	39 3/4 x 24 1/4 x 84"	152	\$288.20

PORTABLE STACKING RACKS

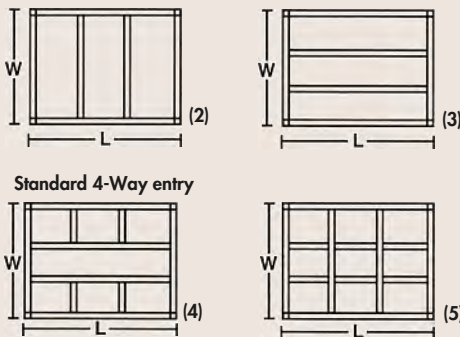
Portable Stacking Racks

- For storing or transport, these long-wearing racks save space and time.
- Utilize vertical storage space by safely stacking these racks up to 5-high.

Forklift portable for easy handling of loads up to 4000 lbs. Rugged construction features stand up to heavy industrial requirements . . . prevents product damage. Save time by moving more material with fewer moves. Side and end frames are available to prevent load shifting. Prices listed are for base frame style 4. For other base frame styles and/or decking options, i.e. plywood, sheet metal, expanded metal, etc., call for pricing. Standard color -- Blue. FOB Shipping Point. (Designs for heavier capacities available.)



BASE FRAME STYLES

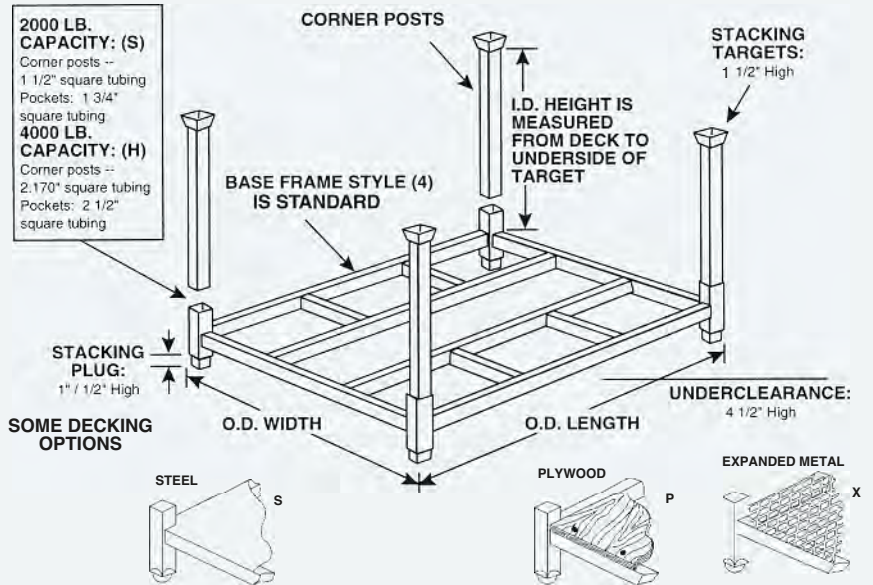


ADDITIONAL SIZES AVAILABLE

Let us design a storage system to fit your requirements. Specifications needed: weight of load, no. of units required, size of base, height of posts above deck, contents, stacked how high, base frame style and deck style.

BASE FRAME					
Pricing is based on: Base Frame Style (4) (unless otherwise indicated)					
2000 LB. CAPACITY					
Size W x L (O.D.)	Product No.	Wt. (lbs.)	1-4	Price Ea. 5-16	17-25
36 x 60"	HS3660C2*	53	\$212.61	\$180.49	\$137.98
42 x 48"	HS4248C2*	49	205.94	174.42	132.15
42 x 60"	HS4260C2*	56	217.37	184.82	142.13
48 x 48"	HS4848C2*	52	210.82	178.86	136.30
60 x 60***	HS6060C2*	69	243.46	208.59	164.72
4000 LB. CAPACITY					
36 x 60"	H3660D4*	76	\$262.24	\$223.80	\$174.99
48 x 48"	H4848D4*	74	259.77	221.55	172.83
48 x 54"	H4854D4*	78	267.19	228.30	179.32
60 x 48"	H6048D4*	81	272.25	232.92	183.66
60 x 60"	H6060D4*	90	287.25	246.57	196.66

*Stock sizes. **Style 5 base



CORNER POSTS -- SET OF 4										
2000 LB. CAPACITY					4000 LB. CAPACITY					
Height Above Deck (I.D.)	Product No.	Wt. (lbs.)	Price Per Set - Set = 4pcs. 1-4	5-16	17-25	Product No.	Wt. (lbs.)	Price Per Set - Set = 4pcs. 1-4	5-16	17-25
24"	HP24C2*	19	\$44.82	\$41.79	\$39.21	HP24D4*	26	\$57.23	\$53.29	\$50.14
30"	HP30C2*	22	49.97	46.54	43.70	HP30D4*	31	64.85	60.37	56.69
36"	HP36C2*	25	55.15	51.35	49.22	HP36D4*	36	72.45	67.45	63.33
48"	HP48C2*	32	66.65	62.04	58.25	HP48D4*	45	88.91	82.74	77.69
60"	HP60C2*	52	102.01	94.91	89.11	HP60D4*	70	130.37	119.51	113.87

*Stock sizes. Additional packaging charge may apply.


RACKS CARTS & FRAMES

One Piece Portable Stacking Racks

- Heavy duty racks nest when empty.
- Hold thousands of pounds safely.

These racks hold 4,000 pounds per rack when stacked 3-4 racks high. Sturdy solid one piece, all-steel construction. Increase storage capacity and efficiency. Standard colors - Blue or Gray. Two piece minimum order. FOB Shipping Point.

Product No.	Size D x W x H	Wt. (lbs.)	2-4 Ea.	Price Ea. 5-16 Ea.	17-25 Ea.
HF484048	48" x 40" x 48"	153	\$441.98	\$408.65	\$356.04
HF484060	48" x 40" x 60"	165	463.42	430.08	376.56
HF484848	48" x 48" x 48"	161	457.04	423.70	370.41
HF484860	48" x 48" x 60"	173	478.47	445.14	390.94



Stacking Rack Carts

- Increase versatility and mobility of your stacking racks.


Add to the efficiency of your stock rotation with these cost-effective stacking rack carts. May be used to move standard base/post (from opposite page) about or insert posts in corners for rack with casters. Unit has 2 swivel with brake casters and 2 rigid casters. Available in your choice of 2,000 lb. and 4,000 lb. capacity models. Call for other sizes. Price is for cart base only and does not include posts. (Posts may be purchased on opposite page.) Standard color - Blue. FOB Shipping Point.

Product No.	Cap. (lbs.)	Size W x L	Wt. (lbs.)	Price Ea.
HC3660S	2000	36 x 60"	84	\$352.61
HC4248S	2000	42 x 48"	80	345.94
HC4260S	2000	42 x 60"	87	357.37
HC4848S	2000	48 x 48"	83	350.82
HC6060S	2000	60 x 60"	99	383.46
HC3660H	4000	36 x 60"	106	402.24
HC4848H	4000	48 x 48"	105	399.77
HC4854H	4000	48 x 54"	110	407.19
HC6048H	4000	60 x 48"	113	412.25
HC6060H	4000	60 x 60"	121	427.25



Cart Base with Post

Cart Base with Stock Rack



Cart Base HC4248S



"Tier-Rack™" Dyna Pallet Stacking Frames

- For secure storage of crushable items.
- Use your airspace, not your floorspace!

Frames attach to your warehouse pallets to provide safe storage of products. Racks require little storage space when not in use. Frames snap on pallets for easy assembly. Standard color - Blue or Gray. Two piece minimum order. FOB Shipping Point.




Product No.	Pallet Size D x W	Load Height	Wt. (lbs.)	2-4 Ea.	Price Ea. 5-16 Ea.	17-25 Ea.
HT484048L	48 x 40"	48"	52	\$181.48	\$168.35	\$152.17
HT484060L	48 x 40"	60"	59	195.53	182.16	165.38
HT484848L	48 x 48"	48"	54	185.03	171.84	155.51
HT484860L	48 x 48"	60"	61	199.08	185.65	168.72
HT606048L	60 x 60"	48"	60	203.20	189.00	171.43
HT606060L	60 x 60"	60"	66	217.25	202.81	184.64

Pricing for racks with capacity of 2,000 pounds when stacked 3-4 racks high. Price does not include pallet.


Wire Decking

- Inventory is easier to see with sturdy Wire Decking.
- Improves fire safety and reduces dirt and dust build-up . . . keeps merchandise cleaner and safer.

Channels are rugged 14 ga. supports for extra supporting strength. 2" x 4" wire mesh. Decks are designed to accommodate 1½" or 1¾" step beams where the outside dimension is nominal +/- 0". Top of beam dimension must be between 1½" and 1¾". Fits most brands of pallet rack on the market today. FOB Shipping Point.



STEP BEAM STYLE DECKING



FLARED STYLE DECKING

Product No.	Cap. (lbs.)	1-½" STEP BEAM STYLE Size D x W	Wt. (lbs.)	Price Ea.
HD3634-AA-3B1*	2600	36 x 34"	13.7	\$15.76
HD3646-AA-3B1*	2700	36 x 46"	15.9	15.67
HD3646-BB-3B1	3200	36 x 46"	19.0	18.35
HD3652-AA-3B1*	2700	36 x 52"	17.4	18.59
HD3658-AA-3B1*	2700	36 x 58"	18.5	19.71
HD4234-AA-3A1*	2550	42 x 34"	17.2	17.99
HD4246-CA-3B1*	2200	42 x 46"	17.3	16.44
HD4246-AA-3A1	2500	42 x 46"	19.4	17.09
HD4246-BB-3A1	3000	42 x 46"	23.5	20.44
HD4246-BB-4A1	3600	42 x 46"	26.2	23.08
HD4252-AA-3A1*	2700	42 x 52"	21.6	20.80
HD4252-AA-3B1*	2250	42 x 52"	20.4	20.28
HD4252-BB-4A1	3650	42 x 52"	28.7	25.52
HD4258-AA-3A1*	2750	42 x 58"	23.0	23.21
HD4446-AA-3A1*	2550	44 x 46"	20.6	19.80
HD4452-AA-3A1*	2550	44 x 52"	22.4	22.07
HD4834-AA-3A1*	2200	48 x 34"	19.6	20.20
HD4846-AA-3B1*	1900	48 x 46"	21.1	20.59
HD4846-AA-3C1	2500	48 x 46"	24.0	21.55
HD4846-BB-4A1	3100	48 x 46"	29.7	25.51
HD4852-BA-3A1	2500	48 x 52"	26.8	23.93
HD4858-BA-3A1	2500	48 x 58"	28.5	26.91
FLARED STYLE FOR STRUCTURAL CHANNELS/BOX BEAMS				
HD3646-AA-3A2	2500	36 x 46"	17.7	17.17
HD3652-AA-3A2	2500	36 x 52"	19.2	19.21
HD4246-EA-3A2	2500	42 x 46"	25.0	20.75
HD4246-BB-4A2	3000	42 x 46"	27.3	24.45
HD4252-EA-3A2	2500	42 x 52"	27.4	23.69
HD4846-EA-4A2	2500	48 x 46"	31.6	26.48
HD4852-EA-4A2	2500	48 x 52"	34.2	29.25

*2½" x 4" wire mesh and 6 gauge wire.

Welded Wire Decking

- Welded wire decking makes inventory easier to see, reduces fire hazard and simplifies product handling.
- Inventory stays cleaner--no place for dirt or dust to collect.

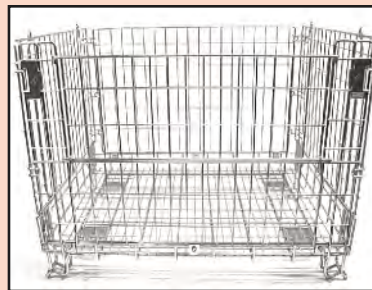
Here's strength with economy. Easy to install with minimum maintenance. Whether you are planning new storage racks or bringing your old ones up to current requirements, we will be happy to assist you. Just determine your needs; maximum lbs. per shelf, or maximum lbs. per sq. ft., and call for a quotation.

\$200 minimum order on page

Wire Containers

- Available with or without casters.
- Collapsible and stackable.
- Stack up to four high when in use.

Electro-zinc plated wire mesh construction to prevent rust, provide visual inventory and insure air flow, will not chip. Includes heavy-duty solid hinge design and automatic latches. Complete with ½ Drop Front Gate and reinforced formed wire feet. 5" x 2" polyurethane casters bolted to a welded caster pad for durability. FOB Shipping Point.



HC404839W



HC404832W



HPS4048

WIRE CONTAINERS									
NO CASTERS					WITH CASTERS				
Cap. (lbs.)	Container Size D x W x H	Mesh Size Side	Base	Product No.	Wt. (lbs.)	Price Ea.	Product No.	Wt. (lbs.)	Price Ea.
2200	33 x 44½ x 39"	2½ x 2½"	1½ x 4"	HC324233W	110	\$165.33	HC324233WC	130	\$237.67
2200	40 x 48 x 32"	2½ x 4½"	1 x 6"	HC404832W	115	206.13	HC404832WC	135	265.67
2200	40 x 48 x 39"	2½ x 4½"	1 x 6"	HC404839W	120	216.40	HC404839WC	140	288.67
1800	40 x 72 x 40"	2½ x 4½"	1 x 6"	HC407240W	145	304.00	HC407240WC	165	379.67
PALLET SURROUND									
1760	40 x 48 x 34"	2½ x 4½"	-	HPS4048	65	113.33			

ROLL CARTS & WIRE CONTAINERS



Cargo Carts

- Built for rugged industrial use.
- Disassembles for storage and return trips.

Built around a heavy-duty base to prevent damage. Bright electro-zinc plated to prevent rust, prolongs attractive appearance. Rolls smoothly on 5" x 2" polyurethane casters, bolted to a welded caster pad for increased protection and durability. 11 ga. square 1 1/4" steel tube base and 1" 16 ga. round steel tube sides. Shelves sold separately. FOB Shipping Point.



HNRC2 Open Front Cart With Optional Shelves



HNRC2GF Cart with 1/2 Drop Gate



HNRC4 Open Front with Optional Shelves



HNRC11 Open Front with Optional Shelves



HNRC8 Double Door Security Cart

CARGO CARTS

Product No.	Description	Cap. (lbs.)	Cart Size W x D x H	Wt. (lbs.)	Price Ea.	Product No.	Cap. (lbs.)	Wt. (lbs.)	Price Ea.
HNRC2	Open Front	2220	63 x 28 1/2 x 72"	185	\$489.45	HNRC2SHELF	200	25	\$56.35
HNRC2GF	1/2 Drop Gate Front	2220	63 x 28 1/2 x 72"	210	556.44	-	-	-	-
HNRC4	Open Front	2200	48 x 32 x 59"	140	377.16	HNRC4SHELF	225	20	53.76
HNRC11	Open Front	1800	48 x 24 x 70"	135	393.53	HNRC11SHELF	225	15	35.91
HNRC8	Double Door Security	1800	48 x 24 x 70"	230	606.31	HNRC8SHELF	225	15	35.91


OPTIONAL SHELVES

\$200 minimum order on page

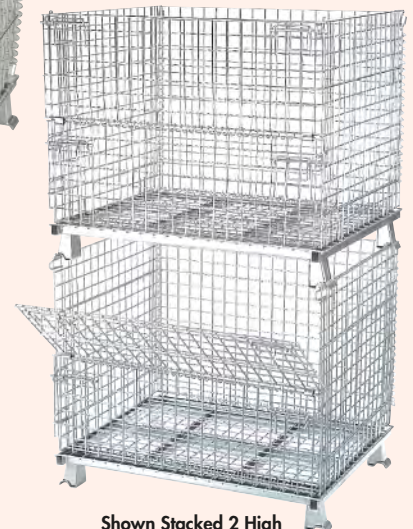
Wire Containers

- Move up to 2 tons of material at one time with your forklift truck.
- Safely stacks up to 4 high to utilize wasted air space.

Functional versatility that can't be found in any other storage container. Half drop gate makes it easy to load or unload parts, supplies, etc. It's the perfect container for in-line assembly work, or work-in-process parts transfer. Wire mesh welded construction does not restrict air flow...contents won't collect moisture. Wire design also makes it easy to identify contents. Dust doesn't collect and during fires, water easily filters through to lower units...reduces fire hazards and insurance. Sturdy steel understructure ensures dependable support. And, when there's no need for the container, they fold flat for space-saving storage. Durable Zinc Plated finish. Optional casters, lids and dividers also available -- call for details. FOB Shipping Point.



Rugged 2" x 2" wire mesh welded construction.



Shown Stacked 2 High


Product No.	Cap. (lbs.)	Basket Size W x L x H	Overall Height	Mesh Pattern	Gate Type	Wt. (lbs.)	Price Ea.
HJR1	1000	20 x 32 x 16"	21 1/2"	1 x 1"	1/2 drop - full drop side	43	\$77.73
HJR5	1000	20 x 32 x 16"	21 1/2"	1/2 x 1/2"	1/2 drop - full drop side	55	87.47
HC324028S4	4000	32 x 40 x 28"	34 1/2"	2 x 2"	1/2 drop side	122	123.20
HC404824S4	4000	40 x 48 x 24"	30 1/2"	2 x 2"	1/2 drop side	150	147.73
HC404830S4	4000	40 x 48 x 30"	36 1/2"	2 x 2"	1/2 drop side	163	169.20
HC404836S4	4000	40 x 48 x 36"	42 1/2"	2 x 2"	1/2 drop side	176	174.93

DECKING

WorldDeck™ Wire Decking for Pallet Rack

- Standard capacity of 2500 lbs., evenly distributed - higher capacities available.
- Standard high-quality powder coat finish protects the wire mesh decking from corrosion.

Fully-welded, heavy-gauge wire mesh decking for pallet rack systems is far superior to wood decking due to its strength and safety features. No tools necessary, wire decking installs with ease. Wire mesh decking drops effortlessly into place and rests on the beams of the pallet rack system. Wire decks have a 2½" x 4" mesh pattern and our high-quality powder coat finish comes standard on every deck to ensure maximum durability. Additionally, the mesh design offers 100% sprinkler flow to meet all fire safety standards and eliminate the collection of dust and debris. FOB Shipping Point.



Wire Mesh Decking



Step Channel



Flared Channel



Inverted Step Channel

WORLDDECK™ WIRE MESH DECKING				
FLARED CHANNEL				
Product No.	Size D x W	Load Cap. (lbs.)	Wt. (lbs.)	Price Ea.
HND2446F-3-2504-4.6	24 x 46"	3000	11	\$12.00
HND3046F-3-2504-4.6	30 x 46"	3000	13	13.00
HND3646F-3-2504-4.6	36 x 46"	2500	16	15.50
HND4246F-3-2504-4.6	42 x 46"	2500	18	17.50
HND4846F-3-2504-4.6	48 x 46"	2500	21	20.50
HND4252F-3-2504-4.6	42 x 52"	2500	19	18.75
STEP CHANNEL				
HND3646S-3-2504-4.6	36 x 46"	3000	16	15.00
HND4246SC-3-2504-4.6	42 x 46"	2000	20	16.00
HND4246S-3-2504-4.6	42 x 46"	2500	18	17.00
HND4446S-3-2504-4.6	44 x 46"	2500	19	18.00
HND4846S-3-2504-4.6	48 x 46"	2500	21	20.00
HND6046S-4-2504-4.6	60 x 46"	2500	29	31.00
HND3652S-3-2504-4.6	36 x 52"	3000	17	17.00
HND4252S-3-2504-4.6	42 x 52"	2500	19	18.25
HND4452S-3-2504-4.6	44 x 52"	2500	20	20.00
HND4852S-3-2504-4.6	48 x 52"	2500	22	22.00
HND3658S-3-2504-4.6	36 x 58"	3000	18	18.00
HND4258S-3-2504-4.6	42 x 58"	2500	20	19.50
HND4858S-4-2504-4.6	48 x 58"	2500	26	24.00
INVERTED STEP CHANNEL				
HND4246S-4-2504-4.6-I	42 x 46"	3500	21	19.50



Double Flanged



Double Flanged Detail



Hat Style Detail



Hat Style

World XBar™ Pallet Support Crossbars

- Perfect for full-pallet loading applications.
- 4 corner roll-formed design.

High strength pallet support crossbars can be used when the full coverage benefits or versatility of wire decking is not required. Pallet support bars are a perfect option for full-pallet loading applications and create a significant increase in safety from broken or misplaced pallets. Our roll-formed pallet support bars are made of heavy gauge steel. Tek screw holes and a high-quality powder coat finish come standard with every pallet support bar. FOB Shipping Point.

WORLD XBAR™ PALLET SUPPORT CROSSBARS					
Product No.	Description	Size D x W	Load Cap. (lbs.)	Wt. (lbs.)	Price Ea.
HND-CB36-2W	Double Flanged	36 x 2"	1550	4	\$5.00
HND-CB42-2W	Double Flanged	42 x 2"	1450	4	5.50
HND-CH42-2W	Hat Style	42 x 2"	1250	4	5.25
HND-CB44-2W	Double Flanged	44 x 2"	1350	5	6.00
HND-CB48-2W	Double Flanged	48 x 2"	1250	5	6.50

WIRE CONTAINERS



Wire Containers

Containers are collapsible and stackable. Can be stacked 4 high fully loaded with product. Two styles of stacking feet, open foot or closed foot. Available with or without casters. Wire material is electronic plated for long life. No minimum order. FOB Shipping Point.

Open Foot Container Series

- **Optional Caster Brakes, Security Tops, Spring-Loaded Shelves and Nameplates available -- call for pricing.**

The "Open Foot" series of containers offers 1/2 drop front gate, automatic latches, solid steel H-D hinges, durable wire feet and a reinforced base for stacking. Caster pads, with or without 2 rigid and 2 swivel 5" x 2" polyurethane casters. Model HEV739 has caster plates and optional 4" x 1 1/4" polyolefin casters. For easy storage containers are fully collapsible when not in use. FOB Shipping Point.



HEV403



OPEN FOOT



HEV403 STACKED



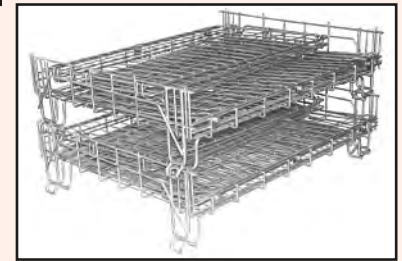
HEV739



HEV102



HEV404-WC



HEV403 COLLAPSED

OPEN FOOT CONTAINER SERIES						
Product No.	Cap. (lbs.)	Overall Size W x D x H	Side Mesh Size	Wt. (lbs.)	Price Ea.	
HEV739	800	33 3/4 x 24 x 26 1/4"	2 1/2 x 3 1/2	55	\$96.09	
HEV739-WC	800	33 3/4 x 24 x 26 1/4"	2 1/2 x 3 1/2	65	109.73	
HEV102	2200	44 1/2 x 33 x 39"	2 1/4 x 2 1/4	110	164.29	
HEV102-WC	2200	44 1/2 x 33 x 39"	2 1/4 x 2 1/4	130	218.29	
HEV403	2200	48 x 40 x 38"	2 1/2 x 4 1/2	115	187.57	
HEV403-WC	2200	48 x 40 x 38"	2 1/2 x 4 1/2	135	238.14	
HEV404	4000	48 x 40 x 45 1/2"	2 1/2 x 4 1/2	120	200.11	
HEV404-WC	4000	48 x 40 x 45 1/2"	2 1/2 x 4 1/2	140	248.66	

-WC indicates casters included. Casters add 1/2" to overall height.

Closed Foot Container Series

- **Optional Caster Brakes, Security Tops, and Nameplates available -- call for pricing.**

The "Closed Foot" series of containers offers front gates with locking mechanisms. They stack 4 high fully loaded with product and offer visual inventory. Collapsible when not in use for smaller storage area. Smaller mesh sizes, and channel base under wire for added strength. Caster pads, with or without 2 rigid and 2 swivel 4" x 2" phenolic casters. Model HEVJR5 has caster plates and optional 3 1/2" x 1 1/4" phenolic casters. FOB Shipping Point.



HEV404824




CLOSED FOOT



HEVJR5



HEV324028



HEVJR5-WC COLLAPSED

CLOSED FOOT CONTAINER SERIES						
Product No.	Cap. (lbs.)	Overall Size W x D x H	Side Mesh Size	Wt. (lbs.)	Price Ea.	
HEVJR5	1100	20 x 32 x 21 1/2"	1/2 x 1/2	55	\$85.00	
HEVJR5-WC	1100	20 x 32 x 21 1/2"	1/2 x 1/2	65	100.40	
HEV324028	4000	32 x 40 x 34 1/2"	2 x 2	115	120.00	
HEV324028-WC	4000	32 x 40 x 34 1/2"	2 x 2	135	156.07	
HEV404824	4000	48 x 40 x 30 1/2"	2 x 2	139	145.00	
HEV404824-WC	4000	48 x 40 x 30 1/2"	2 x 2	157	191.17	

-WC indicates casters included. Casters add 1/2" to overall height.

WIRE CARTS & CONTAINERS



HRC11
 (Shown with two optional shelves)



HRC8 Security Cart
 (Shown with two optional shelves)



HRC148
 (Shown with three optional shelves)



HRC4
 (Shown with two optional shelves)

Rolling Wire Carts

• Shelves sold separately.

Each unit is built around a heavy duty base of 1 1/2" steel tubing and a .125 strip metal for strength and stability. Electro Zinc plated for ultimate protection and rolls easily on 5" x 2" polyurethane casters, inset and bolted for lasting protection. FOB Shipping Point.

ROLLING WIRE CARTS							OPTIONAL SHELVES			
Product No.	Cap. (lbs.)	Overall Size W x D x H	Mesh Size Side	Base	Wt. (lbs.)	Price Ea.	Product No.	Cap. (lbs.)	Wt. (lbs.)	Price Ea.
HRC2	2220	63 x 28 x 72"	2 x 4	1 x 5	185	\$485.72	HRC2-S	200	25	\$55.56
HRC2G*	2220	63 x 28 x 72"	2 x 4	1 x 5	210	555.47				
HRC3	1800	36 x 48 x 77"	4 x 6	1 x 5	165	525.31				
HRC3G*	1800	36 x 48 x 77"	4 x 6	1 x 5	180	585.15				
HRC4	2200	48 x 32 x 59"	2 x 5	1 x 5	140	376.48	HRC4-S	225	20	53.33
HRC5	1800	36 x 30 x 72"	4 x 6	1 x 5	115	397.25	HRC5-S	200	15	32.99
HRC11	1800	48 x 24 x 70"	2 x 4	1 x 5	135	390.83	HRC11-S	225	15	35.00
HRC136	1800	36 x 18 x 70"	2 x 4	1 x 5	125	375.91	HRC136-S	200	15	36.93
HRC148	1800	48 x 18 x 70"	2 x 4	1 x 5	230	357.91	HRC148-S	150	15	27.00
SECURITY CART										
HRC8	1800	48 x 24 x 70"	2 x 2	1 x 5	230	605.21	HRC8-S	225	15	35.00

*G represents gate front.



H15406



H15102 & H15102-C



H15403-C Collapsed/Stacked



H16103 Pallet Surround ...
 Transforms any 40 x 48 open pallet into a 4 walled bulk container that is stackable 4 high with product. Offers protection against damage.

Wire Containers

• Available with and without casters ("C" denotes casters).

Each unit is built around a sturdy base with heavy duty hinges, solid steel latches and "NO" spiral wire corners to cause binding. Electro Zinc plated, collapsible and stackable four high. Feet made of 3/8" steel and units include one half drop gate on long side. FOB Shipping Point.

WIRE CONTAINERS							OPTIONAL 4-SPRING LOADED SHELF			
Product No.	Cap. (lbs.)	Overall Size W x D x H	Mesh Size Side	Base	Wt. (lbs.)	Price Ea.	Product No.	Cap. (lbs.)	Wt. (lbs.)	Price Ea.
H15739	800	34 x 24 x 36"	2 x 3	1 x 4	55	\$125.20				
H15739-C*	800	34 x 24 x 36"	2 x 3	1 x 4	65	163.36				
H15102	2200	44 x 33 x 39"	2 x 2	1 x 4	110	232.27	H15102-SS	175	25	\$95.11
H15102-C*	2200	44 x 33 x 39"	2 x 2	1 x 4	130	293.69				
H15403	2200	48 x 40 x 38"	2 x 4	1 x 6	115	228.53	H15403-SS	175	25	98.99
H15403-C*	2200	48 x 40 x 38"	2 x 4	1 x 6	135	282.80				
H15404	2200	48 x 40 x 45"	2 x 4	1 x 6	120	244.32	H15404-SS	175	25	98.99
H15404-C*	2200	48 x 40 x 45"	2 x 4	1 x 6	140	303.72				
H15406	1800	72 x 40 x 46"	2 x 4	1 x 6	145	411.36	H15406-SS	300	30	125.76
H15406-C*	1800	72 x 40 x 46"	2 x 4	1 x 6	165	473.23				
PALLET SURROUND										
H16103	1750	48 x 40 x 34"	2 x 4	-	65	189.33				

WIRE CARTS & RACKS

Security Cart with Shelf

- Zinc electroplate finish.
- One year limited warranty.

This heavy duty 14 gauge steel security cart has 2" x 2" wire grids and a reinforced latch mechanism. The 11 gauge 1" x 4" wire mesh base sits on reinforced 5" x 2" poly casters, 2 swivel and 2 rigid, that are bolted to a solid steel pad inset for protection and ease in mobility. The 1850 lb. capacity durable cart protects valuables, provides visual inventory and comes complete with one easily adjustable shelf. FOB Shipping Point.



SECURITY CART WITH SHELF				
Product No.	Cap. (lbs.)	Size D x L x H	Wt. (lbs.)	Price Ea.
HMWW-RC8S	1850	24 x 48 x 72"	190	\$597.95
EXTRA SHELF				
HMWW-RCS	250	24 x 48"	15	33.50

Open Front Cart with Shelf

- Built for strength and long lasting use.
- One year limited warranty.

Heavy duty 14 gauge steel 2" x 2" wire mesh open front cart with one adjustable shelf. 1850 lb capacity with an 11 gauge 1" x 4" wire mesh reinforced base that rolls easily on 5" x 2" poly casters. An ideal cart for display, picking operations, distribution and storage. The bright electro-zinc finish resists rust and corrosion. FOB Shipping Point.



OPEN FRONT CART WITH SHELF				
Product No.	Cap. (lbs.)	Size D x L x H	Wt. (lbs.)	Price Ea.
HMWW-RC11WS	1850	24 x 48 x 72"	140	\$394.59
HMWW-RCS Extra Shelf, Cap. 250 (lbs.), Size 24 x 48", Wt. 15 (lbs.), Price Ea. \$33.50				



Big Brute Security Truck

- Built for strength and long lasting use.
- One year limited warranty.

This durable powder coated security truck easily maneuvers on 5" x 2" poly casters bolted to a reinforced base. This rugged 2000 lb. capacity "Brute" is manufactured like all Mid-West products to withstand the test of time and offer years of durable dependable use. The 2" x 2" wire grid and 11 ga. steel frame offer strong protection for valuable cargo. The hinge and latch mechanism are designed for maximum strength and protection. FOB Shipping Point.

BIG BRUTE SECURITY TRUCK WITH SHELF				
Product No.	Cap. (lbs.)	Size D x L x H	Wt. (lbs.)	Price Ea.
HMWW-BB2448WS	2000	24 x 48 x 66"	184	\$687.75
EXTRA SHELF				
HMWW-BB2448S	250	24 x 48"	13	\$42.00



RIVET RACK

Rivet Rack

- Quick and easy assembly.
- Attaches to a 40" x 48" pallet.
- One year limited warranty.

A unique pallet based steel rack for transport, storage and return trips. Durable black powder coat finish. Patent pending 14 ga. steel base brackets clamp and secure the rack to a standard pallet. No fasteners required. Freestanding or pallet based as shown. Includes 3 adjustable shelf layer brackets with 2" lip for optional shelves (sold separately). A viable alternative to expensive transport carts. The Rivet Rack is truly a better way to transport products. 1500 lb. capacity. Ships "KD". FOB Shipping Point.



Shown with Optional Wire Grid Shelves (sold separately). Pallet Not Included

RIVET RACK				
Product No.	Cap. (lbs.)	Size D x L x H	Wt. (lbs.)	Price Ea.
BASE WITH BRACKETS FOR 3 SHELVES				
HMWW-RRB3	1650	40 x 48 x 84"	110	\$109.95
OPTIONAL WIRE GRID SHELF				
HMWW-RRGS	200	40 x 48"	12	\$25.95
HMWW-RRL Optional Extra Shelf Layer, Wt. 15 (lbs.), Price Ea. \$17.95				

RIVET RACK Mobile Rivet Rack

- Easy forklift entry.
- One year limited warranty.

A strong and exceptional value alternative to carts. Also fits on a standard 40" x 48" base pallet (not included). 14 gauge steel frame and dolly base. Includes 4 adjustable shelf layers and shelves. 11g. universal mobile base. Four 5" x 2" durable poly casters included with brake. Black powder coat finish. *A Better way to Transport, Store & Display.* Ships "KD" with easy assembly. FOB Shipping Point.



MOBILE RIVET RACK				
Product No.	Cap. (lbs.)	Size D x L x H	Wt. (lbs.)	Price Ea.
HMWW-RRMW3C	1850	40 x 48 x 90"	180	\$265.55
EXTRA SHELF				
HMWW-RRGS	200	40 x 48"	12	25.95

Heavy Duty Dolly

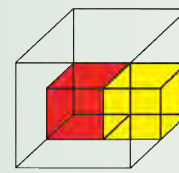
- 2200 lb. capacity.
- One year limited warranty.

Universal durable 40" x 48" steel powder coat dolly. Features 5" x 2" casters - 2 swivel and 2 rigid with brakes. Casters are polyolefin with stainless ball bearings. The dolly's versatile multi-purpose design with a 1" lip allows for pallet transport and other uses. FOB Shipping Point.



HEAVY DUTY DOLLY				
Product No.	Cap. (lbs.)	Size D x L x H	Wt. (lbs.)	Price Ea.
HMWW-RRD	2200	40 x 48 x 8"	35	\$158.95

WIRE SHELVING



QUANTUM[®]
STORAGE
SYSTEMS

Quantum Storage Chrome Wire Shelving

- Heavy-duty chrome wire shelving – create your own unit.
- Easy and quick assembly.

Heavy-duty chrome modular wire storage system offers a combination of shelf and post sizes to meet any applications. Split sleeve connectors with grooved numbered post allows for easy and quick assembly. Shelves are constructed of all welded wire mats and supported with architectural wire trusses providing 800 lb. capacity per shelf. Leveling legs support each corner on stationary units and polyurethane non-marking casters can be added to mobilize unit. FOB Shipping Point.

Starter Kits

Heavy-duty shelving unit allows 800 lb. shelf capacity. 60"W. and 72"W. shelves have 600 lb. load capacity. Available in 4 different heights with 15 different shelf size options. Comes complete with 4 posts and 4 shelves. Additional shelves may be purchased separately.

Add-On Kits

Allows expansion of Starter Kit by sharing a set of posts. Configuration options include straight line, back to back and right angles (L-shape). Comes complete with 2 posts, 4 shelves, and 8 S-Hooks. Additional shelves and posts may be purchased separately. Units with Add-On Kit cannot be made mobile.



Back to Back Unit

Starter Unit Add-On Unit
Side to Side Unit

Additional Shelves

May be purchased for the starter kits and add-on units. Available in 5 different widths in 12", 18" and 24" depths. Additional posts are available in 4 different heights. Please order S-Hooks if you purchase a shelf for an Add-On.

ADDITIONAL SHELVES			
Product No.	Size D x W	Wt. (lbs.)	Price Ea.
H1236C	12 x 36"	8	\$25.31
H1242C	12 x 42"	9	28.96
H1248C	12 x 48"	10	33.05
H1260C	12 x 60"	15	43.07
H1272C	12 x 72"	18	50.40
H1836C	18 x 36"	10	30.66
H1842C	18 x 42"	11	35.89
H1848C	18 x 48"	12	39.81
H1860C	18 x 60"	17	46.98
H1872C	18 x 72"	20	54.17
H2436C	24 x 36"	13	39.15
H2442C	24 x 42"	15	44.37
H2448C	24 x 48"	16	47.64
H2460C	24 x 60"	21	58.73
H2472C	24 x 72"	26	69.18
ADDITIONAL POSTS			
HP54C	54"H.	3	9.31
HP63C	63"H.	4	9.94
HP74C	74"H.	5	11.16
HP86C	86"H.	6	13.64

Mobile Units

Easy rolling on polyurethane non-marking casters. HWR-00H Wt. 10 (lbs.)/Set 4. Price Set of 4 \$71.03

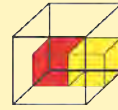
S-Hooks

Use in corners or for continuous runs of shelving. Two hooks should be placed where two posts are not used. Sold in pk. of 8 hooks. HS-HOOK Wt. 1 (lbs.) Price Ea. \$7.26

CHROME WIRE SHELVING					
Size L x W	Product No.	Wt. (lbs.)	Price Ea.	ADD-ON	
				Product No.	Price Ea.
54"H. UNITS WITH 4 SHELVES					
12 x 36"	HWR54-1236C	44	\$138.47	HAD54-1236C	\$127.11
12 x 42"	HWR54-1242C	48	153.06	HAD54-1242C	141.70
12 x 48"	HWR54-1248C	52	169.45	HAD54-1248C	158.09
12 x 60"	HWR54-1260C	72	209.53	HAD54-1260C	198.17
12 x 72"	HWR54-1272C	84	238.85	HAD54-1272C	227.49
18 x 36"	HWR54-1836C	52	159.87	HAD54-1836C	148.51
18 x 42"	HWR54-1842C	56	180.81	HAD54-1842C	169.45
18 x 48"	HWR54-1848C	62	196.47	HAD54-1848C	185.11
18 x 60"	HWR54-1860C	80	225.15	HAD54-1860C	213.79
18 x 72"	HWR54-1872C	92	253.91	HAD54-1872C	242.55
24 x 36"	HWR54-2436C	64	193.83	HAD54-2436C	182.47
24 x 42"	HWR54-2442C	72	214.72	HAD54-2442C	203.36
24 x 48"	HWR54-2448C	76	227.79	HAD54-2448C	216.43
24 x 60"	HWR54-2460C	96	271.36	HAD54-2460C	261.35
24 x 72"	HWR54-2472C	116	310.40	HAD54-2472C	300.38
63"H UNITS WITH 4 SHELVES					
12 x 36"	HWR63-1236C	48	\$140.98	HAD63-1236C	\$128.36
12 x 42"	HWR63-1242C	52	155.57	HAD63-1242C	142.96
12 x 48"	HWR63-1248C	56	171.96	HAD63-1248C	159.34
12 x 60"	HWR63-1260C	76	212.04	HAD63-1260C	199.43
12 x 72"	HWR63-1272C	88	241.36	HAD63-1272C	228.74
18 x 36"	HWR63-1836C	56	162.38	HAD63-1836C	149.77
18 x 42"	HWR63-1842C	60	183.32	HAD63-1842C	170.70
18 x 48"	HWR63-1848C	64	198.98	HAD63-1848C	186.36
18 x 60"	HWR63-1860C	82	227.66	HAD63-1860C	215.04
18 x 72"	HWR63-1872C	96	256.43	HAD63-1872C	243.81
24 x 36"	HWR63-2436C	68	196.34	HAD63-2436C	183.72
24 x 42"	HWR63-2442C	76	217.23	HAD63-2442C	204.62
24 x 48"	HWR63-2448C	80	230.30	HAD63-2448C	217.68
24 x 60"	HWR63-2460C	100	273.23	HAD63-2460C	262.56
24 x 72"	HWR63-2472C	120	312.27	HAD63-2472C	301.60
74"H UNITS WITH 4 SHELVES					
12 x 36"	HWR74-1236C	52	\$145.87	HAD74-1236C	\$130.81
12 x 42"	HWR74-1242C	56	160.47	HAD74-1242C	145.40
12 x 48"	HWR74-1248C	60	176.85	HAD74-1248C	161.79
12 x 60"	HWR74-1260C	80	216.94	HAD74-1260C	201.87
12 x 72"	HWR74-1272C	92	246.26	HAD74-1272C	231.19
18 x 36"	HWR74-1836C	60	167.28	HAD74-1836C	152.21
18 x 42"	HWR74-1842C	64	188.21	HAD74-1842C	173.15
18 x 48"	HWR74-1848C	68	203.87	HAD74-1848C	188.81
18 x 60"	HWR74-1860C	88	232.55	HAD74-1860C	217.49
18 x 72"	HWR74-1872C	100	261.32	HAD74-1872C	246.26
24 x 36"	HWR74-2436C	72	201.23	HAD74-2436C	186.17
24 x 42"	HWR74-2442C	80	222.13	HAD74-2442C	207.06
24 x 48"	HWR74-2448C	84	235.19	HAD74-2448C	220.13
24 x 60"	HWR74-2460C	104	278.83	HAD74-2460C	266.20
24 x 72"	HWR74-2472C	124	317.86	HAD74-2472C	305.23
86"H UNITS WITH 4 SHELVES					
12 x 36"	HWR86-1236C	56	\$155.79	HAD86-1236C	\$135.77
12 x 42"	HWR86-1242C	60	170.38	HAD86-1242C	150.36
12 x 48"	HWR86-1248C	64	186.77	HAD86-1248C	166.74
12 x 60"	HWR86-1260C	84	226.85	HAD86-1260C	206.83
12 x 72"	HWR86-1272C	96	256.17	HAD86-1272C	236.15
18 x 36"	HWR86-1836C	64	177.19	HAD86-1836C	157.17
18 x 42"	HWR86-1842C	68	198.13	HAD86-1842C	178.11
18 x 48"	HWR86-1848C	72	213.79	HAD86-1848C	193.77
18 x 60"	HWR86-1860C	92	242.47	HAD86-1860C	222.45
18 x 72"	HWR86-1872C	104	271.23	HAD86-1872C	251.21
24 x 36"	HWR86-2436C	76	211.15	HAD86-2436C	191.13
24 x 42"	HWR86-2442C	84	232.04	HAD86-2442C	212.02
24 x 48"	HWR86-2448C	88	245.11	HAD86-2448C	225.09
24 x 60"	HWR86-2460C	108	287.15	HAD86-2460C	271.61
24 x 72"	HWR86-2472C	128	326.18	HAD86-2472C	310.64

Starter Units include 4 posts and 4 shelves
Add-On Units include 2 posts, 4 shelves and 8 S-Hooks.

WIRE SHELVING




QUANTUM® STORAGE SYSTEMS

Chrome Wire Shelving

- Create your own unit to fit your needs.
- Quick and easy assembly.
- Perfect for dry storage as well as displaying products.

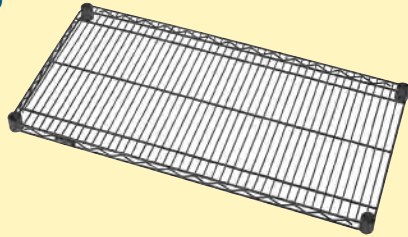
A bright, shiny surface which comes from a plating process where hard chrome is deposited over a nickel surface. This finish is the most popularly utilized due to its extreme durability and ability to be used in almost any type of application. FOB Shipping Point.



Proform Wire Shelving

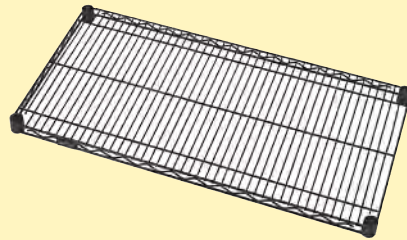
- Perfect for wet environments.
- Antimicrobial coating.

A solution for high humidity or wet environments. The carbon steel is treated with a zinc phosphate base. A hybrid epoxy with an antibacterial agent is electrostatically applied over the treated surface offering antimicrobial protection. Color is Light Green. FOB Shipping Point.



Black Wire Shelving

Treated with an iron phosphate and the powder coated black epoxy is electrostatically applied, baked and cured to a hard surface. FOB Shipping Point.



Posts

- 16 gauge carbon steel posts.
- Adjustable in 1" increments to fit your needs.

All posts are fabricated from 16 gauge carbon steel with grooves on 1" increments. Numbers are printed between grooves for quick assembly. Leveling legs are enclosed with all posts. Leveling legs cannot be used in conjunction with stem casters. FOB Shipping Point.



Description	POSTS			Wt. (lbs.)	Price Ea.
	Chrome Product No.	Proform Product No.	Black Product No.		
6"H Post	HP6C	HP6P	--	1	\$4.35
14"H Post	HP14C	HP14P	--	1	5.60
34"H Post	HP34C	HP34P	HP34BK	2	6.82
36"H Post	HP36C	--	--	2	7.21
39"H Post	HP39C	--	--	2	7.82
54"H Post	HP54C	HP54P	HP54BK	3	9.31
63"H Post	HP63C	HP63P	HP63BK	4	9.94
74"H Post	HP74C	HP74P	HP74BK	4	11.16
86"H Post	HP86C	HP86P	HP86BK	5	13.64
96"H Post	HP96C	HP96P	--	6	17.38

All Three Finishes at the Same Price.

Size W x L	12" DEEP WIRE SHELVES			Wt. (lbs.)	Price Ea.
	Chrome Product No.	Proform Product No.	Black Product No.		
12 x 24"	H1224C	--	--	6	\$17.99
12 x 30"	H1230C	--	--	6	21.65
12 x 36"	H1236C	H1236P	H1236BK	7	25.31
12 x 42"	H1242C	--	--	8	28.96
12 x 48"	H1248C	H1248P	H1248BK	9	33.05
12 x 60"	H1260C	H1260P	--	14	43.07
12 x 72"	H1272C	H1272P	--	17	50.40

Size W x L	14" DEEP WIRE SHELVES			Wt. (lbs.)	Price Ea.
	Chrome Product No.	Proform Product No.	Black Product No.		
14 x 24"	H1424C	--	--	6	\$22.19
14 x 30"	H1430C	--	--	7	24.80
14 x 36"	H1436C	H1436P	--	8	28.04
14 x 42"	H1442C	--	--	10	30.02
14 x 48"	H1448C	H1448P	--	11	33.29
14 x 54"	H1454C	--	--	12	36.54
14 x 60"	H1460C	H1460P	--	14	39.15
14 x 72"	H1472C	H1472P	--	17	44.37

Size W x L	18" DEEP WIRE SHELVES			Wt. (lbs.)	Price Ea.
	Chrome Product No.	Proform Product No.	Black Product No.		
18 x 24"	H1824C	--	H1824BK	7	\$26.76
18 x 30"	H1830C	H1830P	--	8	28.71
18 x 36"	H1836C	H1836P	H1836BK	10	30.66
18 x 42"	H1842C	H1842P	--	11	35.89
18 x 48"	H1848C	H1848P	H1848BK	14	39.81
18 x 54"	H1854C	H1854P	--	15	45.03
18 x 60"	H1860C	H1860P	H1860BK	17	46.98
18 x 72"	H1872C	H1872P	H1872BK	20	54.17

Size W x L	21" DEEP WIRE SHELVES			Wt. (lbs.)	Price Ea.
	Chrome Product No.	Proform Product No.	Black Product No.		
21 x 24"	H2124C	--	--	8	\$29.35
21 x 30"	H2130C	--	--	9	33.29
21 x 36"	H2136C	H2136P	--	11	36.54
21 x 42"	H2142C	--	--	12	40.46
21 x 48"	H2148C	H2148P	--	14	43.06
21 x 54"	H2154C	--	--	16	49.61
21 x 60"	H2160C	H2160P	--	18	52.85
21 x 72"	H2172C	H2172P	--	24	61.34

Size W x L	24" DEEP WIRE SHELVES			Wt. (lbs.)	Price Ea.
	Chrome Product No.	Proform Product No.	Black Product No.		
24 x 24"	H2424C	--	H2424BK	9	\$34.61
24 x 30"	H2430C	H2430P	--	11	37.21
24 x 36"	H2436C	H2436P	H2436BK	13	39.15
24 x 42"	H2442C	H2442P	--	15	44.37
24 x 48"	H2448C	H2448P	H2448BK	16	47.64
24 x 54"	H2454C	H2454P	--	18	54.17
24 x 60"	H2460C	H2460P	H2460BK	21	58.73
24 x 72"	H2472C	H2472P	H2472BK	26	69.18


Size W x L	30" DEEP WIRE SHELVES			Wt. (lbs.)	Price Ea.
	Chrome Product No.	Proform Product No.	Black Product No.		
30 x 36"	H3036C	H3036P	--	15	\$52.85
30 x 42"	H3042C	H3042P	--	18	60.41
30 x 48"	H3048C	H3048P	--	21	61.99
30 x 60"	H3060C	H3060P	--	27	68.53
30 x 72"	H3072C	H3072P	--	31	82.88

Size W x L	36" DEEP WIRE SHELVES			Wt. (lbs.)	Price Ea.
	Chrome Product No.	Proform Product No.	Black Product No.		
36 x 36"	H3636C	H3636P	--	18	\$60.03
36 x 48"	H3648C	H3648P	--	23	69.83
36 x 60"	H3660C	H3660P	H3660BK	29	81.56
36 x 72"	H3672C	H3672P	H3672BK	35	97.21

Donut Bumper

Non-marking donut bumper used to protect walls and help cushion impact. FOB Shipping Point.

HDB Wt. 1 (lbs.) Price Ea. \$1.93



Mobile Kit

Set of 4 swivel polyurethane 5" x 1 1/4" casters, 2 with brakes. Can be used with all units shown. 1,200 lb. load capacity. FOB Shipping Point.

HWR-00H Wt. 10 (lbs.) Price Ea. \$71.03

CHROME WIRE SHELVING



QUANTUM[®]
STORAGE
SYSTEMS

Chrome Wire Shelving Carts

• Easy and quick assembly.

Genuine Quantum Chrome Wire Shelving Mobile Carts. Heavy Duty wire shelving mobile carts resist corrosion, prevent the build up of dust and dirt, improve the visibility of stored parts and allow for sprinkler penetration and ventilation. Carts support 1200 lbs. Cart comes complete with four casters in a two or three shelf configuration. FOB Shipping Point.

CHROME WIRE SHELVING CARTS 18" HANDLE				
Product No.	Size W x L x H	No. Shelves	Wt. (lbs.)	Price Ea.
HWRC-1836-2	18 x 36 x 37½"	2	42	\$195.18
HWRC-1836-3	18 x 36 x 37½"	3	52	225.84
HWRC-1842-2	18 x 42 x 37½"	2	45	205.65
HWRC-1842-3	18 x 42 x 37½"	3	56	241.54
HWRC-1848-2	18 x 48 x 37½"	2	47	209.11
HWRC-1848-3	18 x 48 x 37½"	3	59	246.29
24" HANDLE				
HWRC-2436-2	24 x 36 x 37½"	2	47	212.36
HWRC-2436-3	24 x 36 x 37½"	3	60	250.69
HWRC-2442-2	24 x 42 x 37½"	2	53	232.61
HWRC-2442-3	24 x 42 x 37½"	3	68	276.98
HWRC-2448-2	24 x 48 x 37½"	2	61	239.14
HWRC-2448-3	24 x 48 x 37½"	3	76	286.78




HWRC-1836-2

Chrome Wire Shelving Unit Accessories

Side and Back Ledges

Ledges act as a perimeter to retain shelf items and prevent anything from falling off. Chrome finish.



SIDE LEDGES			
Product No.	Description	Wt. (lbs.)	Price Ea.
HSL12	12"D Side Ledge	1	\$5.67
HSL14	14"D Side Ledge	1	6.39
HSL18	18"D Side Ledge	1	6.71
HSL21	21"D Side Ledge	2	7.35
HSL24	24"D Side Ledge	2	8.32
HSL30	30"D Side/Back Ledge	2	8.96
BACK LEDGES			
HBL36	36"W Back/Side Ledge	3	11.20
HBL42	42"W Back Ledge	3	12.16
HBL48	48"W Back Ledge	3	14.06
HBL54	54"W Back Ledge	4	14.71
HBL60	60"W Back Ledge	5	15.35
HBL72	72"W Back Ledge	6	17.93

Dividers

Dividers are 7"H and are available in 7 depths to be used with all shelves. Dividers come 2 per package. Chrome finish.



SHELF DIVIDERS			
Product No.	Description	Wt. (lbs.)	Price Ea.
HDIV12	Divider for 12"D Shelf	2	\$7.24
HDIV14	Divider for 14"D Shelf	2	7.68
HDIV18	Divider for 18"D Shelf	2	8.32
HDIV21	Divider for 21"D Shelf	3	10.56
HDIV24	Divider for 24"D Shelf	3	12.16
HDIV30	Divider for 30"D Shelf	4	20.22
HDIV36	Divider for 36"D Shelf	4	24.31

Drawer Slides


Single and double Drawer Slides compliment any system with specialized areas for storage and allow bins and trays to be suspended between shelves.



DRAWER SLIDES			
Product No.	Description	Wt. (lbs.)	Price Ea.
HDS18-24	Single Bin Design	2	\$19.70
HDDS-24	Double Bin Design	4	44.83

Foot Plates

Use of Foot Plate on post allows unit to be bolted to the floor for added support. HFP Wt. 1 (lbs.) Price Ea. \$4.66




Floor Glides

Use of Non-Marking Floor Glides protect floor from damage. HFG Wt. 1 (lbs.) Price per set of 4 \$2.07




Document Holder

Measures 12¾"L x 2"D x 8"H. HDH8 Wt. 1 (lbs.) Price Ea. \$16.00



Utility Basket

Measures 17¾"L x 7½"D x 10"H. HUB10 Wt. 1 (lbs.) Price Ea. \$32.50



S Hooks

Use in corners or for continuous runs of shelving. Two hooks should be placed per shelf where two posts are not utilized. Sold in pk. of 8 hooks. HS-HOOK Wt. 8 (lbs.) Price Ea. \$7.26



HBC212434M1

HBC212469M1

Bin Carts

Modular in design the slide positions are adjustable on 1" centers enabling the cart to work with various bins and/or trays. Bins available in Red, Blue and Gray -- please specify. Chrome finish. FOB Shipping Point.

BIN CARTS WITH DIVIDABLE GRID CONTAINERS					
Product No.	Size L x W x H	No. Bins	Bin Size L x W x H	Wt. (lbs.)	Price Ea.
HBC212434M1	21 x 24 x 45"	4	22½ x 17½ x 6"	58	\$348.50
HBC212469M1	21 x 24 x 69"	7	22½ x 17½ x 6"	68	487.82
HBC212469M2	21 x 24 x 69"	11	22½ x 17½ x 3"	84	652.67
BIN CART WITHOUT BINS (Includes slides for 7 bin levels)					
HBC212469M	21 x 24 x 69"	-	-	50	345.48

WIRE SHELVING, WIRE PANELS, MESH BINS & EZPLATFORM




4-Shelf Consumer Grade Wire Shelving

- All packed in 1 box for Super Easy Inventory Control, Shipping and Receiving.
- 300 lb. capacity per shelf.

Snap together design assembles in minutes. The wire design allows for air circulation and minimal dust buildup. Shelves easily adjust on 1" increments to your exact needs. Ideal storage solution for any commercial, office, warehouse or home application. Bright chrome finish. FOB Shipping Point.



4-SHELF CONSUMER GRADE WIRE SHELVING			
Product No.	Outside Dimensions	Wt. (lbs.)	Price Ea.
HRWR72-1830LD	18 x 30 x 72"	35	\$97.15
HRWR72-1836LD	18 x 36 x 72"	38	104.38
HRWR72-1842LD	18 x 42 x 72"	42	112.44
HRWR72-1848LD	18 x 48 x 72"	46	121.34
HRWR72-2430LD	24 x 30 x 72"	40	112.21
HRWR72-2436LD	24 x 36 x 72"	46	130.37
HRWR72-2442LD	24 x 42 x 72"	51	140.30
HRWR72-2448LD	24 x 48 x 72"	56	147.23



Mesh Stack & Hang Bins

- Available in 12 popular sizes.

New patented wire Mesh Bins are an industry exclusive. Our innovative mesh design offers a nickel-chrome finish and a 3/8" x 3/8" grid pattern allowing complete visibility of the bin's contents. This unique mesh pattern provides a dust free storage environment. Bins feature rear hanger that allows them to hang from any louvered wall panel or rail system. Optional Side Stacking Hanger, sold separately, allows Mesh Bins to stack one on top of the other. FOB Shipping Point.

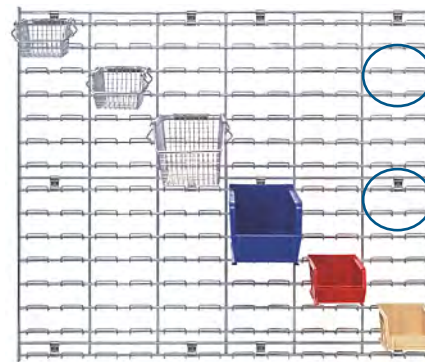


MESH STACK & HANG BINS				SIDE HANGER		
Product No.	Outside Dimensions	Wt. (lbs.)	Price Ea.	Product No.	Wt. (lbs.)	Price Per Pair
HQMB510C	5 1/4 x 4 1/4 x 3"	12	\$10.88	HMB510C	1	\$2.60
HQMB520C	7 1/4 x 4 1/4 x 3"	15	12.41	HMB520C	1	2.67
HQMB524C	10 1/4 x 4 1/4 x 4"	15	15.54	HMB530/535C	1	2.99
HQMB530C	10 1/4 x 5 1/2 x 5"	12	15.79	HMB530/535C	1	2.99
HQMB534C	14 1/4 x 5 1/2 x 5"	9	21.80	HMB540/550C	2	3.06
HQMB535C	10 1/4 x 11 x 5"	19	22.82	HMB530/535C	1	2.99
HQMB539C	10 1/4 x 8 x 7"	20	18.45	HMB539C	2	3.22
HQMB540C	14 1/4 x 8 x 7"	30	24.98	HMB540/550C	2	3.06
HQMB550C	14 1/4 x 16 1/4 x 7"	17	33.54	HMB540/550C	2	3.06
HQMB560C	18 1/2 x 11 x 10 1/2"	21	45.52	HMB560/570C	2	3.62
HQMB565C	18 x 8 1/4 x 9"	19	41.76	HMB565C	2	3.55
HQMB570C	18 1/2 x 17 x 11 1/2"	28	54.09	HMB560/570C	2	3.62



Wire Louvered Panels

- Available in three sizes.

Quantum's new chrome wire louvered panels offer a perfect mounting solution for all plastic hanging and new wire mesh hanging bins. Unlike a standard louvered panel where there can be the occasional concern of dust or dirt accumulation, Quantum's exclusive offering of wire panels, completely resist any buildup of dust or dirt. Direct mounting clips are included and enable fastening to any surface - wall, wood, concrete, or drywall. Mounting screws are not included as they differ based on what type of surface the panels are being mounted to. Offset mounting clips HWLP-OSC are sold separately if you want the wire panel mounted offset and away from a wall surface for easier cleaning behind the panel. FOB Shipping Point.



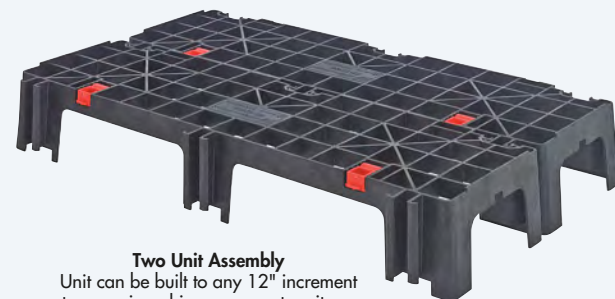
HWLP-3036C (Bins Sold Separately)



HWLP-OSC
Offset Mount Clip

WIRE LOUVERED PANELS			
Product No.	Outside Dimensions	Wt. (lbs.)	Price Ea.
HWLP-1836C	36"W x 18"H	13	\$41.79
HWLP-3036C	36"W x 30"H	21	69.31
HWLP-3048C	48"W x 30"H	28	87.78

HWLP-OSC Offset Mount Clips - 4 Pack, Wt. 1 (lb.), Price Per Pkg. \$3.28



Two Unit Assembly


Unit can be built to any 12" increment to organize, ship, move or store items

EZ LOCK EXPANDABLE PLATFORM RACK & PALLET			
Product No.	Outside Dimensions	Wt. (lbs.)	Price Per Pair
HEL-12406	12 x 40 x 6"	28	\$104.13

EZ Lock Platform & Pallet

- EZ Lock platform and pallet allows you to customize your storage space in seconds.

The patented interlocking design allows true flexibility in building the exact size pallet or platform you need. Using 12" x 40" footprints, each unit locks together making this an all purpose storage, moving and shipping solution. Manufactured of recycled high density polyethylene, the vented deck is freezer safe and chemical resistant. Its one piece body design and structure allows for a 4 way forklift and hand truck entry, and it meets GMA industry standards. Enhances any 5S Lean initiative. Withstands temperatures from -30°F-200°F and offers a 2,500 lb. load capacity when locked together. Once built, the structure will maintain its dimensions with no sagging or stretching. Plastic will not absorb any liquids or chemicals and is resistant to insect infestation. Perfect for use in hospitals, pharmacies, clean rooms, food and beverage areas, manufacturing environments, and supermarket and grocery store back rooms. Available in Black. FOB Shipping Point.




STACKING BASKETS & SECURITY UNITS



Post Baskets

- Baskets offer a variety of storage space.

Post baskets are manufactured of heavy-duty chrome wire offering a 5/8" x 5/8" mesh design on the bottom/flat surface. Super heavy-duty design affords a 600-800 lb. load capacity evenly distributed. Drop front and sloped sides provide super easy access while providing a captive space for all stored items. Baskets are adjustable on 1" increments utilizing standard 1" diameter posts. Chrome finish. FOB Shipping Point.



POST BASKETS						
BASKET			DIVIDER			
Basket Size W x L x H	Product No.	Wt. (lbs.)	Price Ea.	Product No.	Wt. (lbs.)	Price Ea.
18 x 24 x 10"	HBSK1824C	10	\$43.17	HDSK18	1	\$7.12
18 x 36 x 10"	HBSK1836C	15	59.41	HDSK18	1	7.12
18 x 48 x 10"	HBSK1848C	20	74.34	HDSK18	1	7.12
18 x 60 x 10"	HBSK1860C	25	92.31	HDSK18	1	7.12
24 x 24 x 10"	HBSK2424C	15	53.59	HDSK24	1	8.64
24 x 36 x 10"	HBSK2436C	20	72.34	HDSK24	1	8.64
24 x 48 x 10"	HBSK2448C	25	91.52	HDSK24	1	8.64
24 x 60 x 10"	HBSK2460C	30	111.88	HDSK24	1	8.64

Complete Post Basket Mobile Units

Includes:

- 5 Baskets
- 4 Posts
- 4 Donut Bumpers
- 4 Casters (2 with brake)

FOB Shipping Point.



HWRC74-BSK1836C-5
(Contents not included)


POST BASKET MOBILE UNITS			
Product No.	Size W x L x H	Wt. (lbs.)	Price Ea.
HWRC74-BSK1824C-5	18 x 24 x 80"	77	\$339.22
HWRC74-BSK1836C-5	18 x 36 x 80"	102	420.45
HWRC74-BSK1848C-5	18 x 48 x 80"	127	495.07
HWRC74-BSK1860C-5	18 x 60 x 80"	152	584.91
HWRC74-BSK2424C-5	24 x 24 x 80"	102	391.30
HWRC74-BSK2436C-5	24 x 36 x 80"	127	485.07
HWRC74-BSK2448C-5	24 x 48 x 80"	152	580.98
HWRC74-BSK2460C-5	24 x 60 x 80"	177	682.79

Modular Stacking Baskets

- Stacking baskets offer a variety of storage, display and mobile supply applications.

Dividers can be used to separate product. Accessible front and a wide selection of sizes allow for all types of product to be used from IV solution storage to retail display. Attractive, scratch and corrosion resistant nickle chrome finish adds to durability of baskets.

Dolly Base - Includes 4 - 5" swivel casters which offer mobile versatility to any unit.



DOLLY BASE			
Product No.	Dimensions W x L	Wt. (lbs.)	Price Ea.
HM2036BD	20 x 36"	32	\$108.40
HM2048BD	20 x 48"	34	114.43



MODULAR STACKING BASKETS AND DIVIDERS						
BASKET			DIVIDER			
Basket Size W x L x H	Product No.	Wt. (lbs.)	Price Ea.	Product No.	Wt. (lbs.)	Price Ea.
14 x 36 x 9"	H1436BC	10	\$33.05	H149DC	1	\$7.30
14 x 48 x 9"	H1448BC	13	41.40	H149DC	1	7.30
20 x 36 x 9"	H2036BC	12	39.21	H209DC	2	8.61
20 x 48 x 9"	H2048BC	15	49.76	H209DC	2	8.61
20 x 36 x 12"	H203612BC	14	40.33	H2012DC	2	10.24
20 x 48 x 12"	H204812BC	16	51.91	H2012DC	2	10.24

Genuine Quantum Chrome Security Units

- Quick and easy assembly.

Stationary and Mobile Units prevent pilferage while allowing high visibility of contents at all times. The all-welded heavy gauge wire construction for the sides, back and doors are shipped knocked down. The unit can be shipped with any quantity of intermediate shelves -- purchased separately. Chrome finish. FOB Shipping Point.



Stem Caster
Security Unit



Dolly Base
Security Unit

STATIONARY SECURITY UNITS			
Product No.	Dimensions L x W x H	Wt. (lbs.)	Price Ea.
H2436-63SEC	36 x 24 x 63"	165	\$617.55
H2448-63SEC	48 x 24 x 63"	192	755.11
H2460-63SEC	60 x 24 x 63"	224	813.19
STEM CASTER SECURITY UNITS			
Product No.	Dimensions L x W x H	Wt. (lbs.)	Price Ea.
HM2436-69SEC	36 x 24 x 69"	173	691.91
HM2448-69SEC	48 x 24 x 69"	200	829.46
HM2460-69SEC	60 x 24 x 69"	232	887.53
DOLLY BASE SECURITY UNITS			
Product No.	Dimensions L x W x H	Wt. (lbs.)	Price Ea.
HMD2436-70SEC	36 x 24 x 70"	186	967.36
HMD2448-70SEC	48 x 24 x 70"	215	1,071.48
HMD2460-70SEC	60 x 24 x 70"	250	1,196.04
INTERMEDIATE SHELVES			
Product No.	Dimensions L x W	Wt. (lbs.)	Price Ea.
H2436C	24 x 36"	13	\$39.15
H2448C	24 x 48"	16	47.64
H2460C	24 x 60"	21	58.73

CHROME WIRE SHELVING



HWR12-107



HWR6-260



HWR5-700



HWR6-13-MIX



HWR8-952



HWR6-973

Chrome Wire Shelving Units with Bins

- Supports heavy duty loads.
- Shelves have a capacity of 800 lbs. per shelf.

Combine stylish chrome shelving and parts organizing bins. Sturdy shelving unit supports loads up to 800 lbs. Choice of bins. Easy to assembly. FOB Shipping Point.

Shelf Bins...

Available in Blue, Red, Yellow, Green, Ivory or Black –please specify.

Ultra Bins...

Available in Blue, Red, Yellow, Green, Ivory or Black –please specify.

Giant Hopper Bins...

Available in Gray, Blue or Red – please specify.

Magnum Bins...

Available in Blue, Yellow, Green, Red, or Black – please specify.

Hulk Containers...

Available in Blue, Red and Yellow – please specify.

CHROME WIRE SHELVING						
A) WITH SHELF BINS						
Product No.	Size W x D x H	No. Shelves	No. Bins	Bin Size L x W x H	Wt. (lbs.)	Price Ea.
HWR12-101	12 x 36 x 74"	12	88	11 1/2 x 4 1/2 x 4"	155	5534.72
HWR12-102	12 x 36 x 74"	12	55	11 1/2 x 6 1/2 x 4"	149	531.53
HWR12-107	12 x 36 x 74"	12	44	11 1/2 x 8 1/2 x 4"	149	512.47
HWR12-109	12 x 36 x 74"	12	33	11 1/2 x 11 1/2 x 4"	145	522.57
HWR12-103	18 x 36 x 74"	12	88	17 1/2 x 4 1/2 x 4"	191	659.40
HWR12-104	18 x 36 x 74"	12	55	17 1/2 x 6 1/2 x 4"	184	643.85
HWR12-108	18 x 36 x 74"	12	44	17 1/2 x 8 1/2 x 4"	189	646.68
HWR12-110	18 x 36 x 74"	12	33	17 1/2 x 11 1/2 x 4"	186	697.11
B) WITH ULTRA BINS						
HWR10-230240	14 x 36 x 74"	10	36/12	10 3/4 x 5 1/2 x 5"	150	688.64
HWR8-239	12 x 36 x 74"	8	28	14 1/2 x 8 1/2 x 7"	119	551.26
HWR8-240	14 x 36 x 74"	8	28	10 3/4 x 8 1/2 x 7"	136	629.30
HWR7-245	12 x 36 x 74"	7	24	14 1/2 x 16 1/2 x 5"	118	558.82
HWR8-250	14 x 36 x 74"	8	14	10 3/4 x 16 1/2 x 7"	129	505.19
HWR8-255	18 x 36 x 74"	8	21	16 x 11 x 8"	154	673.05
HWR6-260	18 x 36 x 74"	6	15	18 x 11 x 10"	121	672.51
HWR6-265	18 x 36 x 74"	6	20	18 x 8 1/2 x 9"	116	630.51
HWR5-270	18 x 36 x 74"	5	8	18 x 16 1/2 x 11"	102	441.26
C) WITH GIANT HOPPER BINS						
HWR5-600	18 x 36 x 74"	5	12	17 1/2 x 10 1/2 x 12 1/2"	106	369.13
HWR5-600800	18 x 36 x 74"	5	6	17 1/2 x 10 1/2 x 12 1/2"	104	356.09
			4	17 1/2 x 16 1/2 x 12 1/2"		
HWR5-800	18 x 36 x 74"	5	16	17 1/2 x 16 1/2 x 12 1/2"	110	343.04
HWR5-700	18 x 42 x 74"	5	8	15 1/4 x 19 1/2 x 12 1/2"	102	370.49
D) WITH MAGNUM BINS						
HWR9-531	18 x 42 x 74"	9	24	19 1/2 x 12 3/4 x 5 1/2"	195	709.55
HWR7-532	18 x 42 x 74"	7	8	19 1/2 x 12 3/4 x 7"	166	586.96
HWR5-533	18 x 42 x 74"	5	12	19 1/2 x 12 3/4 x 11 1/2"	135	457.60
HWR5-543	18 x 42 x 74"	5	8	19 1/2 x 18 3/4 x 11 1/2"	139	465.98
HWR6-13-MIX	18 x 42 x 74"	6	3	19 1/2 x 12 3/4 x 5 1/2"	157	541.19
			3	19 1/2 x 12 3/4 x 7"		
			3	19 1/2 x 12 3/4 x 11 1/2"		
			4	19 1/2 x 18 3/4 x 11 1/2"		
E) WITH 24" HULK CONTAINERS						
HWR8-950	24 x 36 x 74"	8	28	23 3/4 x 8 1/2 x 7"	209	1,004.47
HWR7-951	24 x 36 x 74"	7	24	23 3/4 x 8 1/2 x 9"	190	915.83
HWR8-952	24 x 36 x 74"	8	21	23 3/4 x 11 x 7"	209	926.80
HWR6-953	24 x 36 x 74"	6	15	23 3/4 x 11 x 10"	185	705.01
HWR6-954	24 x 36 x 74"	6	10	23 3/4 x 16 1/2 x 11"	190	583.89
HWR8-950952	24 x 36 x 74"	8	12	23 3/4 x 8 1/2 x 7"	203	954.77
			12	23 3/4 x 11 x 7"		
F) WITH 30" HULK CONTAINERS						
HWR8-970	30 x 36 x 74"	8	28	29 1/2 x 8 1/2 x 7"	209	1,364.00
HWR6-973	30 x 36 x 74"	6	15	29 1/2 x 11 x 10"	185	871.48
HWR6-974	30 x 36 x 74"	6	10	29 1/2 x 16 1/2 x 11"	190	715.57
HWR8-973974	30 x 36 x 74"	6	9	29 1/2 x 11 x 10"	185	811.24
			4	29 1/2 x 16 1/2 x 11"		
G) WITH 36" HULK CONTAINERS (not shown)						
HWR5-993	36 x 36 x 86"	5	8	35 1/2 x 16 1/2 x 17 1/2"	230	918.37
HWR5-995	36 x 48 x 86"	5	8	35 1/2 x 19 1/2 x 17 1/2"	263	1,021.49
HWR5-997	36 x 48 x 86"	5	8	35 1/2 x 23 1/2 x 17 1/2"	279	1,134.80

Please specify bin color.

WIRE SHELVING

Wire Shelving

- Versatile construction.
- Fast, secure assembly.

The open wire design of these carbon-steel shelves minimizes dust accumulation and allows a free circulation of air, greater visibility of stored items and greater light penetration. Wire shelving can change as quickly as your needs. Posts have grooves at 1" intervals. A tapered split sleeve snaps together around each post. Tapered openings in the shelf corners slide over the tapered split sleeves providing a positive lock. Shelf is assembled in minutes without the use of any special tools. Shelf wires run front to back, allowing you to slide items on and off shelves smoothly. Unit comes complete with 4 shelves. Shelves are accessible from all sides making maximum use of storage space. Bolt levelers compensate for uneven surfaces on stationary posts. Posts also available for mobile posts. Call for details. Choose from Chrome, Green Epoxy or Powder Coat Black finish. FOB Shipping Point.



WIRE SHELVING UNIT - 54"H.						
STARTER UNIT			ADD ON UNIT			
Size W x L	Product No.	Wt. (lbs.)	Price Ea.	Product No.	Wt. (lbs.)	Price Ea.
18 x 36"	HJ1836-54*	50	\$164.29	HAJ1836-54*	44	\$151.43
18 x 42"	HJ1842-54	56	188.57	HAJ1842-54	50	175.20
18 x 48"	HJ1848-54*	60	190.00	HAJ1848-54*	54	175.71
18 x 54"	HJ1854-54*	70	213.43	HAJ1854-54*	64	200.06
18 x 60"	HJ1860-54	80	214.29	HAJ1860-54	74	201.43
18 x 72"	HJ1872-54	92	245.71	HAJ1872-54	86	231.43
24 x 24"	HJ2424-54*	48	188.57	HAJ2424-54*	42	175.20
24 x 36"	HJ2436-54*	64	194.29	HAJ2436-54*	58	180.00
24 x 42"	HJ2442-54	72	222.00	HAJ2442-54	66	208.63
24 x 48"	HJ2448-54*	76	224.29	HAJ2448-54*	70	211.43
24 x 54"	HJ2454-54	84	255.43	HAJ2454-54	78	242.06
24 x 60"	HJ2460-54	96	258.57	HAJ2460-54	90	244.29
24 x 72"	HJ2472-54	116	294.29	HAJ2472-54	110	281.43

WIRE SHELVING UNIT - 63"H.						
STARTER UNIT			ADD ON UNIT			
Size W x L	Product No.	Wt. (lbs.)	Price Ea.	Product No.	Wt. (lbs.)	Price Ea.
18 x 36"	HJ1836-63*	52	\$167.14	HAJ1836-63*	45	\$152.86
18 x 42"	HJ1842-63	58	190.29	HAJ1842-63	51	176.06
18 x 48"	HJ1848-63*	62	191.43	HAJ1848-63*	55	177.14
18 x 54"	HJ1854-63*	72	215.14	HAJ1854-63*	65	200.91
18 x 60"	HJ1860-63	82	215.71	HAJ1860-63	75	201.43
18 x 72"	HJ1872-63	94	247.14	HAJ1872-63	87	232.86
24 x 24"	HJ2424-63*	50	190.29	HAJ2424-63*	43	176.06
24 x 36"	HJ2436-63*	66	195.71	HAJ2436-63*	59	181.43
24 x 42"	HJ2442-63	74	223.71	HAJ2442-63	67	209.49
24 x 48"	HJ2448-63*	78	227.14	HAJ2448-63*	71	212.86
24 x 54"	HJ2454-63	86	257.14	HAJ2454-63	79	242.91
24 x 60"	HJ2460-63	98	260.00	HAJ2460-63	91	245.71
24 x 72"	HJ2472-63	118	295.71	HAJ2472-63	111	281.43

WIRE SHELVING UNIT - 74"H.						
STARTER UNIT			ADD ON UNIT			
Size W x L	Product No.	Wt. (lbs.)	Price Ea.	Product No.	Wt. (lbs.)	Price Ea.
18 x 36"	HJ1836-74*	54	\$171.43	HAJ1836-74*	46	\$154.29
18 x 42"	HJ1842-74	60	195.43	HAJ1842-74	52	177.20
18 x 48"	HJ1848-74*	64	197.14	HAJ1848-74*	56	180.00
18 x 54"	HJ1854-74*	74	220.29	HAJ1854-74*	66	202.06
18 x 60"	HJ1860-74	84	221.43	HAJ1860-74	76	204.29
18 x 72"	HJ1872-74	96	252.86	HAJ1872-74	88	235.71
24 x 24"	HJ2424-74*	52	195.43	HAJ2424-74*	44	177.49
24 x 36"	HJ2436-74*	68	201.43	HAJ2436-74*	60	184.29
24 x 42"	HJ2442-74	76	228.86	HAJ2442-74	68	210.63
24 x 48"	HJ2448-74*	80	231.43	HAJ2448-74*	72	214.29
24 x 54"	HJ2454-74	88	262.29	HAJ2454-74	80	244.06
24 x 60"	HJ2460-74	100	265.71	HAJ2460-74	92	248.57
24 x 72"	HJ2472-74	120	301.43	HAJ2472-74	112	284.29

WIRE SHELVING UNIT - 86"H.						
STARTER UNIT			ADD ON UNIT			
Size W x L	Product No.	Wt. (lbs.)	Price Ea.	Product No.	Wt. (lbs.)	Price Ea.
18 x 36"	HJ1836-86*	58	\$179.14	HAJ1836-86*	48	\$158.14
18 x 42"	HJ1842-86	64	203.14	HAJ1842-86	54	181.06
18 x 48"	HJ1848-86*	68	204.86	HAJ1848-86*	58	183.86
18 x 54"	HJ1854-86*	78	228.00	HAJ1854-86*	68	205.91
18 x 60"	HJ1860-86	88	229.14	HAJ1860-86	78	208.14
18 x 72"	HJ1872-86	100	260.57	HAJ1872-86	90	239.57
24 x 24"	HJ2424-86*	56	203.14	HAJ2424-86*	46	181.34
24 x 36"	HJ2436-86*	72	209.14	HAJ2436-86*	62	188.14
24 x 42"	HJ2442-86	80	236.57	HAJ2442-86	70	214.49
24 x 48"	HJ2448-86*	84	239.14	HAJ2448-86*	74	218.14
24 x 54"	HJ2454-86	92	270.00	HAJ2454-86	82	247.91
24 x 60"	HJ2460-86	104	273.43	HAJ2460-86	94	252.43
24 x 72"	HJ2472-86	124	309.14	HAJ2472-86	114	288.14

Standard Finishes - Chrome (-C) and Epoxy (-K) -- please specify when ordering.

*Available in Black (-B) -- please specify when ordering.

Wire Utility Carts

- Lightweight, easy to maneuver.
- Wire shelves for maximum visibility and air circulation.

Carts include shelves, two 1-piece post handles, four 200 lb. capacity rubber swivel casters and donut bumpers. Shelves are adjustable at 1" increments. Both carts are 39" floor to handle with 200 lb. capacity 5" rubber resilient casters. Ships knocked-down. FOB Shipping Point.



WIRE UTILITY CARTS						
2 SHELF CARTS				3 SHELF CARTS		
Size W x L	Product No.	Wt. (lbs.)	Price Ea.	Product No.	Wt. (lbs.)	Price Ea.
18 x 36"	HJ1836CU2	40	\$184.29	HJ1836CU3	47	\$212.86
18 x 48"	HJ1848CU2	44	197.14	HJ1848CU3	52	231.43
24 x 30"	HJ2430CU2	45	197.86	HJ2430CU3	55	229.29
24 x 36"	HJ2436CU2	46	200.00	HJ2436CU3	60	235.71

SECURITY CARTS & MOBILE UNITS

Security Units

- Versatile construction.
- Fast, secure assembly.

Protect valuable materials and sensitive items from loss or pilferage with these heavy-gauge, open wire trucks. Contents are visible at all times making it easy to check inventory. Build stationary or mobile security units with existing shelf, post and caster options. Stationary posts are equipped with a leveling bolt to account for uneven floors. Mobile posts include four 5" polyurethane swivel casters. The durable chrome finish will not chip or flake. Unit has an ergonomic, 1/4-turn door handle that makes opening and closing easier than conventional security unit designs. The double doors each open 270 degrees and can be secured along the sides of the unit. Security units assemble quickly – right out of the box. Shipped knocked-down. FOB Shipping Point.

STATIONARY SECURITY UNITS				
1 SECURITY KIT, 2 SHELVES & 4 POSTS				
Product No.	Size W x L	Overall Size W x L x H	Wt. (lbs.)	Price Ea.
HJSEC53	24 x 36"	27 1/4 x 38 1/2 x 66 13/16"	154	\$587.14
HJSEC55	24 x 48"	27 1/4 x 50 1/2 x 66 13/16"	174	718.57
HJSEC56	24 x 60"	27 1/4 x 62 1/2 x 66 13/16"	195	772.86
MOBILE SECURITY UNITS				
1 SECURITY KIT, 2 SHELVES, 4 POSTS & 4 5" DIA. POLYURETHANE SWIVEL CASTERS				
HMJSEC53	24 x 36"	29 11/16 x 40 3/4 x 68 1/2"	162	655.71
HMJSEC55	24 x 48"	29 11/16 x 52 3/4 x 68 1/2"	182	787.14
HMJSEC56	24 x 60"	29 11/16 x 64 3/4 x 68 1/2"	203	841.43



Shown with optional two extra shelves sold separately.

Mobile Units

- Choice of casters: rubber or polyurethane.
- Strong and versatile products.

Select the caster that allows the right combination of rollability and maneuverability to suit your requirement. Rubber resilient with 200 lb. capacity or polyurethane with 250 lb. capacity. Casters are swivel and non-marking. Open wire design minimizes dust and increases air circulation and visibility. Post has rolled, circular grooves along its entire height at 1" intervals. A tapered split sleeve snaps together around each post. Cart is strong and versatile and assembles quickly. Wire shelving offers hundreds of possible combinations. Includes 4 donut bumpers. FOB Shipping Point.

MOBILE UNITS – RUBBER CASTERS					
4 SHELVES, 4 POSTS, 4 RUBBER RESILIENT CASTERS – 2 SWIVEL, 2 SWIVEL WITH BRAKE					
Product No.	Size W x L x H	Cap. (lbs.)	Wt. (lbs.)	Price Ea.	
HMJ1836-63UCR	18 x 36 x 69"	800	60	\$250.00	
HMJ1848-63UCR	18 x 48 x 69"	800	72	274.29	
HMJ1860-63UCR	18 x 60 x 69"	800	88	300.00	
HMJ1872-63UCR	18 x 72 x 69"	800	99	330.00	
HMJ2436-63UCR	24 x 36 x 69"	800	76	278.57	
HMJ2448-63UCR	24 x 48 x 69"	800	92	310.00	
HMJ2460-63UCR	24 x 60 x 69"	800	112	342.86	
HMJ2472-63UCR	24 x 72 x 69"	800	123	378.57	
MOBILE UNITS – POLY CASTERS					
4 SHELVES, 4 POSTS, 4 POLYURETHANE CASTERS – 2 SWIVEL, 2 SWIVEL WITH BRAKE					
Product No.	Size W x L x H	Cap. (lbs.)	Wt. (lbs.)	Price Ea.	
HMJ1836-63UCP	18 x 36 x 69"	900	60	265.71	
HMJ1848-63UCP	18 x 48 x 69"	900	72	290.00	
HMJ1860-63UCP	18 x 60 x 69"	900	88	315.71	
HMJ1872-63UCP	18 x 72 x 69"	900	99	345.71	
HMJ2436-63UCP	24 x 36 x 69"	900	76	294.29	
HMJ2448-63UCP	24 x 48 x 69"	900	92	325.71	
HMJ2460-63UCP	24 x 60 x 69"	900	112	358.57	
HMJ2472-63UCP	24 x 72 x 69"	900	123	394.29	



ACCESSORIES			
Product No.	Description	Wt. (lbs.)	Price Ea.
HJ9985	Split Sleeves	.3	\$2.61
HJ9995Z	5" Hooks	.3	1.33
HJDB	Donut Bumpers	.3	3.00
HJ9993Z	Foot Plates	.3	4.84

4" HIGH LEDGES				
CHROME				
Product No.	Ledge Width	Cm. Qty.	Wt. (lbs.)	Price Ea.
HJL144C	14"	6	.5	\$8.14
HJL184C	18"	6	.8	8.57
HJL244C	24"	6	1	9.86
HJL304C	30"	6	2	12.00
HJL364C	36"	6	2.5	13.07
HJL424C	42"	6	2.8	14.57
HJL484C	48"	6	3.5	15.64
HJL604C	60"	6	3.8	16.50
HJL724C	72"	6	4	21.21
8" HIGH DIVIDERS				
HJDD18C	18"	6	2.3	11.57
HJDD24C	24"	6	2.8	14.14

CASTERS			
RESILIENT RUBBER			
Product No.	Description	Wt. (lbs.)	Price Ea.
HJ5	Swivel	2	\$15.86
HJ5B	Swivel with brake	2.5	19.71
POLYURETHANE			
HJ5P	Swivel	2	20.57
HJ5PB	Swivel with brake	2.3	23.14

WIRE SHELVING WITH BINS



Shelf Bin Wire Systems

- Available with 12 shelves to efficiently accommodate small parts.

Shelf Bin Wire Systems can be configured for use with 36, 48, 60 or 96 bins providing a versatile system for storage and material handling. Durable and strong polypropylene shelf bins outlast corrugated bins. Bins available in Blue (B), Red (R), Yellow (Y), Green (GRN) or White (W) –please specify. FOB Shipping Point.

SHELF BIN WIRE SYSTEMS							
Product No.	Bin Dims. L x W x H	Shelf Dims. D x L x H	No. of Shelves	No. of Bins	Bin No.	Wt. (lbs.)	Price Ea.
HAWS143630120	11 1/2 x 4 1/2 x 4"	14 x 36 x 74"	12	96	H30120	150	\$560.78
HAWS143630130	11 1/2 x 6 x 4"	14 x 36 x 74"	12	60	H30130	145	557.01
HAWS143630150	11 1/2 x 8 x 4"	14 x 36 x 74"	12	48	H30150	145	533.55
HAWS143630170	11 1/2 x 11 x 4"	14 x 36 x 74"	12	36	H30170	143	552.54
HAWS183630128	17 1/2 x 4 1/2 x 4"	18 x 36 x 74"	12	96	H30128	190	661.43
HAWS183630138	17 1/2 x 6 x 4"	18 x 36 x 74"	12	60	H30138	176	633.13
HAWS183630158	17 1/2 x 8 x 4"	18 x 36 x 74"	12	48	H30158	184	654.27
HAWS183630178	17 1/2 x 11 x 4"	18 x 36 x 74"	12	36	H30178	175	698.69
HAWS244830124	23 1/2 x 4 1/2 x 4"	24 x 48 x 74"	12	96	H30124	295	1,197.31
HAWS244830164	23 1/2 x 6 x 4"	24 x 48 x 74"	12	60	H30164	286	1,073.64
HAWS244830184	23 1/2 x 8 x 4"	24 x 48 x 74"	12	48	H30184	280	1,122.09
HAWS244830174	23 1/2 x 11 x 4"	24 x 48 x 74"	12	36	H30174	275	1,113.13

AkroBin® Wire Systems

- Available with up to 11 shelves.

A wide variety of shelf configurations are possible with three sizes of shelving available. Durable AkroBins® feature a curved bottom hopper front, to enable easy access of small parts. Bins available in Blue (B), Red (R), Yellow (Y), Stone (S) or Green (GRN)–please specify. FOB Shipping Point.

AKROBIN® WIRE SYSTEMS							
Product No.	Bin Dims. L x W x H	Shelf Dims. D x L x H	No. of Shelves	No. of Bins	Bin No.	Wt. (lbs.)	Price Ea.
HAWS143630320	8 1/2 x 33 x 6"	14 x 36 x 74"	11	20	H30320	124	\$555.99
HAWS143630240	14 1/2 x 8 1/2 x 7"	14 x 36 x 74"	4	36	H30240	120	569.37
HAWS143630250	14 1/2 x 16 1/2 x 7"	14 x 36 x 74"	4	18	H30250	108	449.55
HAWS184830260	18 x 11 x 10"	18 x 48 x 74"	6	24	H30260	155	899.28
HAWS183630265*	18 x 8 1/2 x 9"	18 x 36 x 74"	5	18	H30265	116	547.03
HAWS183630270	18 x 16 1/2 x 11"	18 x 36 x 74"	5	9	H30270	106	464.96
HAWS184830280	20 x 12 1/2 x 6"	18 x 48 x 74"	9	24	H30280	181	692.69
HAWS184830281	20 x 12 1/2 x 12"	18 x 48 x 74"	7	18	H30281	151	573.76
HAWS184830282	20 x 12 1/2 x 12"	18 x 48 x 74"	5	12	H30282	121	448.75
HAWS184830283	20 x 18 x 12"	18 x 48 x 74"	5	8	H30283	122	431.19
HAWS1848SAB**	20 x 12 1/2 x 6"	18 x 48 x 74"	6	4	H30280	165	535.73
	20 x 12 1/2 x 8"			4	H30281		
	20 x 12 1/2 x 12"			3	H30282		
	20 x 18 x 12"			4	H30283		

*Available in Blue (B), Red (R), Yellow (Y) or Stone (S) only.

**Available in Blue (B), Red (R) or Yellow (Y) only.



HAWS184830281

Stak-N-Store Wire Systems

- Maximize space utilization - ideal for bulky items.

Available with shelves and come with 8, 9 or 12 bins. Bins feature a wide hopper front for easy access. Bins available in Blue (B), Red (R) or Gray (GRY) –please specify. FOB Shipping Point.




STAK-N-STORE WIRE SYSTEMS							
Product No.	Bin Dims. L x W x H	Shelf Dims. D x L x H	No. of Shelves	No. of Bins	Bin No.	Wt. (lbs.)	Price Ea.
HAWS184813017	15 1/2 x 19 1/2 x 12 1/2"	18 x 36 x 74"	5	9	H13017	119	\$394.79
HAWS183613014	17 1/2 x 10 1/2 x 12 1/2"	18 x 36 x 74"	5	12	H13014	99	370.07
HAWS183613018	17 1/2 x 16 1/2 x 12 1/2"	18 x 36 x 74"	5	8	H13018	94	342.37
HAWS1836SNS	17 1/2 x 10 1/2 x 12 1/2"	18 x 36 x 74"	5	6	H13014	96	415.72
	15 1/2 x 19 1/2 x 12 1/2"			6	H13017		

Nest & Stack Wire Systems

- Simplify your workflow with this nest & stack bin system.

Available with 4 or 9 shelves to customize to your material handling requirements. Configure your system with 12 or 36 Nest & Stack Totes. Nest & Stack Totes are ideal for transfer applications. Nest when empty. Optional tote lids protect contents from dust-contact dealer. Built-in label holders allow quick content identification. Bins available in Blue (B), Red (R) or Gray (GRY) –please specify. FOB Shipping Point.



NEST & STACK WIRE SYSTEMS							
Product No.	Bin Dims. L x W x H	Shelf Dims. D x L x H	No. of Shelves	No. of Totes	Bin No.	Wt. (lbs.)	Price Ea.
HAWS183635180	18 x 11 x 6"	18 x 36 x 74"	9	36	H35180	176	\$644.55
HAWS246035225	23 1/2 x 19 1/2 x 10"	24 x 60 x 74"	4	12	H35225	179	565.43

Polymer Dunnage Racks

- One-piece construction.
- Corrosion and rust resistant.

One-piece, polyethylene construction with front to rear slots for easy loading. Ideal for off the floor storage. 36" rack has 1,200 lb. capacity and 48" rack has 2,000 lb. capacity. Available in Charcoal Gray. FOB Shipping Point.



POLYMER DUNNAGE RACKS				
Product No.	Description	Size D x L x H	Wt. (lbs.)	Price Ea.
HJ36PD	36" Long Plastic Dunnage	22 x 36 x 12"	21	\$175.71
HJ48PD	48" Long Plastic Dunnage	22 x 48 x 12"	28	202.29

STAINLESS STEEL TABLES, SHELVES & SINKS



Stainless Steel Shop Furniture

- Designed for extra-sanitary uses and high moisture areas.
- Superior construction features deliver long wearing use.

A) SS Series Stainless Steel Worktables

Undershelves are constructed of 14 ga. type 304 series stainless steel and feature stainless steel legs and stainless steel adjustable undershelves.

Tops have 4 rolled-rim edges and bull nosed corners. Includes 1" adjustable metal bullet feet. Shipped KD. FOB Shipping Point.

SS FLAT TOP WORKTABLE (With Stainless Steel Undershef & Legs)			
Product No.	Size W x D x H	Wt. (lbs.)	Price Ea.
HSS-304	30 x 48 x 35½"	89	\$795.71
HSS-305	30 x 60 x 35½"	107	874.29
HSS-306	30 x 72 x 35½"	126	914.29

B) GLG Series Stainless Steel Worktable

Ideal for food processing work. Made of 14 gauge type 304 series stainless steel and galvanized legs and galvanized adjustable under-

shelves. Tops have 4 rolled-rim edges and bull nosed corners. Includes 1" adjustable metal bullet feet. Shipped KD. FOB Shipping Point.

GLG FLAT TOP WORKTABLES (With Galvanized Undershef & Legs)			
Product No.	Size W x D x H	Wt. (lbs.)	Price Ea.
HGLG-304	30 x 48 x 35½"	89	\$551.43
HGLG-305	30 x 60 x 35½"	107	610.00
HGLG-306	30 x 72 x 35½"	125	667.14

C) KMS Series Stainless Steel Worktables

Unit is constructed of 16 ga. type 304 stainless steel, and feature stainless steel legs and stainless steel adjustable undershelves. 5" rear splash.

Tops have 3 rolled-rim edges and bull nosed corners. Includes 1" adjustable metal bullet feet. Shipped KD. FOB Shipping Point.

KMS STAINLESS STEEL WORKTABLE (With 5" Backsplash)			
Product No.	Size W x D x H	Wt. (lbs.)	Price Ea.
HKMS-304	30 x 48 x 35½"	92	\$908.57
HKMS-305	30 x 60 x 35½"	111	992.86
HKMS-306	30 x 72 x 35½"	129	1,068.57

D) Enclosed Base Worktables

Enclosed stainless steel base only worktables are perfect for storage of tools or supplies. Spacious work top area. Top features a 1½" sanitary rolled rim on front edge for worker comfort. Sides are turned down on a 90°

angle for alignment with walls or additional equipment. Available with hinge doors (not shown) with your choice of either flat top or 5" rear splash guard. Includes 1" adjustable metal bullet feet. Shipped KD. FOB Shipping Point.

ENCLOSED STAINLESS STEEL BASE ONLY WORKTABLE (With Flat Top, Sliding Doors)			
Product No.	Size W x D x H	Wt. (lbs.)	Price Ea.
HCB-SS-304	30 x 48 x 35½"	197	\$2,135.71
HCB-SS-305	30 x 60 x 35½"	233	2,307.14
HCB-SS-306	30 x 72 x 35½"	268	2,477.14
(With 5" Backsplash, Sliding Doors)			
HCK-SS-304	30 x 48 x 35½"	200	2,151.43
HCK-SS-305	30 x 60 x 35½"	236	2,327.14
HCK-SS-306	30 x 72 x 35½"	272	2,500.00



WS-KD Wall Shelves

Stainless steel construction features a 1½" sanitary downward rolled rim with a 1" turn-up on sides and rear. Shelf and bracket are die stamped and constructed from 18 ga. stainless steel. Employs a slip-fit design for easy assembly. Hardware for mounting not included. Shipped KD. FOB Shipping Point.

WS-KD WALL SHELVES			
Product No.	Size D x L	Wt (lbs.)	Price Ea.
HWS-KD-24	11 ½" x 2'	10	\$127.14
HWS-KD-36	11 ½" x 3'	12	135.71
HWS-KD-48	11 ½" x 4'	14	150.00
HWS-KD-60	11 ½" x 5'	17	168.57



SELF-STANDING mop sink is made of heavy gauge stainless steel



Stainless Steel Sinks

Self-standing mop sink is made of heavy gauge stainless steel with stainless steel tubular legs. Multi-Purpose Scullery Sinks are constructed of type 430 stainless steel with galvanized tubular legs. Both self-standing sinks feature 8"H. backspash, 1" adjustable feet. Includes 1½" basket type waste drain. Faucets on all sinks mount easily on 8" centers —½" hot and cold supply. FOB Shipping Point.

STAINLESS STEEL SINKS				
Product No.	Size W x D x H	No. Compartments	Wt. (lbs.)	Price Ea.
H4-1-24	21 x 24 x 41"	1	53	\$567.14
H4-41-24	24 x 24 x 41"	1	53	687.14
H4-2-36	21 x 36 x 41"	2	75	801.43
H4-43-60	24 x 60 x 41"	3	105	1,215.71
H4-3-36	21 x 36 x 41"	3	80	861.43
H4-3-54	21 x 54 x 41"	3	99	971.43

WIRE SHELVING



Stationary Chrome Wire Shelving

Jaken wire shelving is constructed to the highest quality standards and features rust resistant chrome plating. Open wire design reduces dust build-up, allows free light and air circulation, increases sprinkler effectiveness and improves visibility. Each shelf is adjustable in 1" increments. Units priced with 4 shelves. Units include leveling post feet. Wire shelving is chrome plated and certified by NSF International. FOB Shipping Point.



Add-On Units can be added using S-Hooks to create even shelf additions



Utilize common posts to connect multiple units



Stationary Chrome Wire Unit

Size W x D	Shelf Cap (lbs.)	Product No.	4 SHELF STARTER UNIT				Product No.	Wt. (lbs.)	Price Ea.	Product No.	Wt. (lbs.)	Price Ea.
			63" HEIGHT		74" HEIGHT							
18 x 36"	500	HWCS4-1836-63	41	\$111.84	HWCS4-1836-74	43	\$116.70	HWCS4-1836-86	44	\$123.01		
18 x 48"	500	HWCS4-1848-63	51	134.82	HWCS4-1848-74	53	139.91	HWCS4-1848-86	55	146.23		
18 x 60"	400	HWCS4-1860-63	60	152.43	HWCS4-1860-74	62	157.28	HWCS4-1860-86	63	163.60		
18 x 72"	400	HWCS4-1872-63	69	171.78	HWCS4-1872-74	71	176.64	HWCS4-1872-86	72	182.95		
24 x 36"	500	HWCS4-2436-63	50	133.13	HWCS4-2436-74	52	137.99	HWCS4-2436-86	54	144.29		
24 x 48"	500	HWCS4-2448-63	61	154.37	HWCS4-2448-74	63	159.25	HWCS4-2448-86	65	165.55		
24 x 60"	400	HWCS4-2460-63	72	183.37	HWCS4-2460-74	74	188.24	HWCS4-2460-86	75	194.54		
24 x 72"	400	HWCS4-2472-63	82	210.44	HWCS4-2472-74	84	215.30	HWCS4-2472-86	86	221.61		
36 x 48"	500	HWCS4-3648-63	76	253.90	HWCS4-3648-74	78	258.76	HWCS4-3648-86	79	265.07		
36 x 60"	400	HWCS4-3660-63	92	307.84	HWCS4-3660-74	95	312.71	HWCS4-3660-86	96	319.02		
36 x 72"	300	HWCS4-3672-63	105	340.87	HWCS4-3672-74	108	345.73	HWCS4-3672-86	109	352.04		
4 SHELF ADD-ON UNIT												
18 x 36"	500	HWCT4-1836-63	36	\$101.25	HWCT4-1836-74	37	\$97.97	HWCT4-1836-86	37	101.25		
18 x 48"	500	HWCT4-1848-63	46	118.75	HWCT4-1848-74	47	121.19	HWCT4-1848-86	48	124.34		
18 x 60"	400	HWCT4-1860-63	55	136.12	HWCT4-1860-74	56	138.56	HWCT4-1860-86	56	141.71		
18 x 72"	400	HWCT4-1872-63	64	155.49	HWCT4-1872-74	65	157.91	HWCT4-1872-86	65	161.07		
24 x 36"	500	HWCT4-2436-63	45	116.83	HWCT4-2436-74	46	119.25	HWCT4-2436-86	47	122.41		
24 x 48"	500	HWCT4-2448-63	56	138.08	HWCT4-2448-74	57	140.51	HWCT4-2448-86	58	143.66		
24 x 60"	400	HWCT4-2460-63	66	167.08	HWCT4-2460-74	68	169.50	HWCT4-2460-86	68	172.66		
24 x 72"	400	HWCT4-2472-63	77	194.14	HWCT4-2472-74	78	196.57	HWCT4-2472-86	79	199.73		
36 x 48"	500	HWCT4-3648-63	71	237.59	HWCT4-3648-74	72	240.04	HWCT4-3648-86	73	243.19		
36 x 60"	400	HWCT4-3660-63	87	291.54	HWCT4-3660-74	88	293.98	HWCT4-3660-86	89	297.14		
36 x 72"	300	HWCT4-3672-63	100	324.57	HWCT4-3672-74	101	327.01	HWCT4-3672-86	102	330.16		



Mobile Chrome Wire Unit

Mobile Chrome Wire Shelving

These mobile wire carts are highly maneuverable and come standard with 5" diameter swivel locking casters. Fast and easy to assemble. No special tools are required. Shelves are fully adjustable in 1" increments. Cart capacity: 600 lbs. Available in 69" and 80" high mobile units that include 4 shelves. FOB Shipping Point.

Size W x D	Shelf Cap (lbs.)	Product No.	MOBILE CHROME WIRE UNITS				Product No.	Wt. (lbs.)	Price Ea.
			69" HEIGHT-4 SHELF STARTER UNIT		80" HEIGHT-4 SHELF STARTER UNIT				
18 x 36"	500	HWCCA-1836-63	50	\$147.75	HWCCA-1836-74	53	\$152.60		
18 x 48"	500	HWCCA-1848-63	60	170.96	HWCCA-1848-74	63	175.81		
18 x 60"	400	HWCCA-1860-63	69	188.33	HWCCA-1860-74	72	193.18		
18 x 72"	400	HWCCA-1872-63	78	207.68	HWCCA-1872-74	81	212.54		
24 x 36"	500	HWCCA-2436-63	59	169.03	HWCCA-2436-74	62	173.89		
24 x 48"	500	HWCCA-2448-63	70	189.98	HWCCA-2448-74	73	194.83		
24 x 60"	400	HWCCA-2460-63	81	219.28	HWCCA-2460-74	84	224.13		
24 x 72"	400	HWCCA-2472-63	91	246.34	HWCCA-2472-74	94	251.20		
36 x 48"	500	HWCCA-3648-63	85	289.79	HWCCA-3648-74	88	294.65		
36 x 60"	400	HWCCA-3660-63	102	343.75	HWCCA-3660-74	105	348.60		
36 x 72"	300	HWCCA-3672-63	115	376.78	HWCCA-3672-74	117	381.64		

WIRE SHELVING



Components

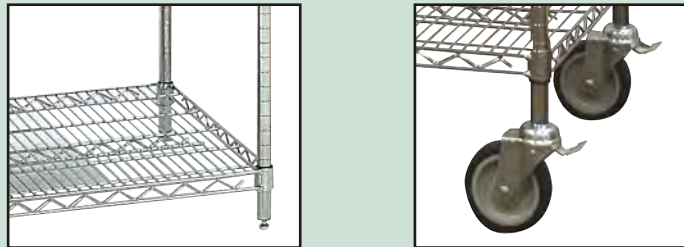
Jaken wire shelving components can be purchased separately to design your own unit, add on to existing units, or replace lost or damaged pieces. Components and accessories are interchangeable with most major brands. Wire shelving is chrome plated and certified by NSF International. FOB Shipping Point.



Chrome Shelves

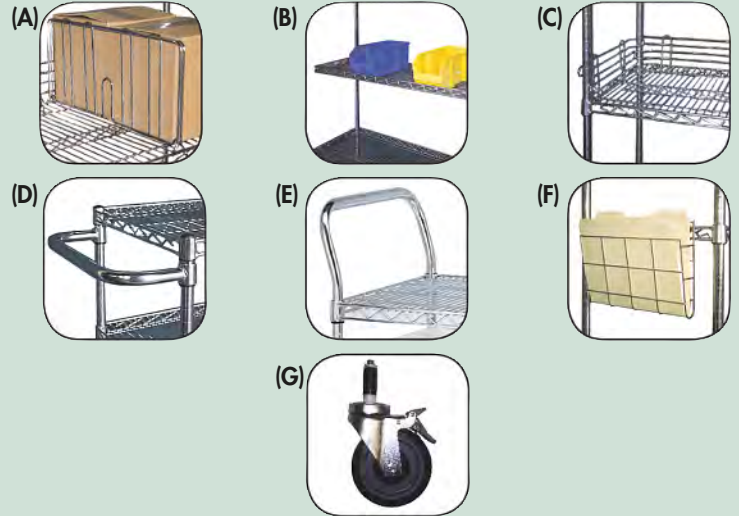


Size D x W	CHROME WIRE SHELVES Product No.	Wt. (lbs.)	Price Ea.
18 x 36"	H205-CS1836	8	\$19.81
18 x 48"	H205-CS1848	10	25.61
18 x 60"	H205-CS1860	12	29.96
18 x 72"	H205-CS1872	15	34.79
24 x 36"	H205-CS2436	10	25.13
24 x 48"	H205-CS2448	13	30.45
24 x 60"	H205-CS2460	15	37.69
24 x 72"	H205-CS2472	18	44.46
36 x 48"	H205-CS3648	17	55.33
36 x 60"	H205-CS3660	21	68.81
36 x 72"	H205-CS3672	24	77.07



Height	CHROME POSTS Product No.	Wt. (lbs.)	Price Ea.
36"	H205-CP36	3	\$3.70
63"	H205-CP63X	3	8.15
74"	H205-CP74X	4	9.37
86"	H205-CP86X	4	10.95

Chrome Accessories



Size	CHROME ACCESSORIES Product No.	Wt. (lbs.)	Price Ea.
(A) CHROME SHELF DIVIDERS			
18"	H205-CSD18	3	\$7.34
24"	H205-CSD24	4	9.79
(B) CHROME CANTILEVER SHELVES			
12 x 36"	H205-CSC1236	3	12.13
12 x 48"	H205-CSC1248	4	15.73
12 x 60"	H205-CSC1260	4	18.21
(C) CHROME LEDGES			
18"	H205-CL18	3	2.50
24"	H205-CL24	4	3.14
36"	H205-CL36	4	4.50
48"	H205-CL48	4	5.44
60"	H205-CL60	4	6.47
(D) CHROME SAFETY HANDLES			
18"	H205-CSF18	3	7.96
24"	H205-CSF24	4	9.17
36"	H205-CSF36	4	10.85
(E) CHROME U-SHAPED POSTS			
18"	H205-CH18	3	12.69
24"	H205-CH24	4	14.20
(F) CHROME DOCUMENT HOLDER			
-	H205-CDH	3	11.32
(G) 5" LOCKING SWIVEL CASTER			
5"	H205-AC5L	2	9.17

Chrome Wire Service Carts

Highly functional service carts that are available in 2 or 3 shelf configurations. Carts are 38 1/2" H with a capacity of 600 lbs. Constructed of the highest quality standards and feature rust resistant chrome plating. Jaken wire shelving is certified by the National Sanitation Foundation. Carts come standard with 5" diameter swivel locking casters. FOB Shipping Point.

Size W x D	Shelf Cap. (lbs.)	CHROME WIRE SERVICE CARTS					
		Product No.	Wt. (lbs.)	Price Ea.	Product No.	Wt. (lbs.)	Price Ea.
2 SHELF UNITS							
18 x 36"	500	HWCD2-1836	31	\$101.69	HWCD3-1836	39	\$121.49
18 x 48"	500	HWCD2-1848	36	113.29	HWCD3-1848	46	138.90
18 x 60"	400	HWCD2-1860	41	121.98	HWCD3-1860	53	151.94
18 x 72"	400	HWCD2-1872	45	131.66	HWCD3-1872	60	166.46
24 x 36"	500	HWCD2-2436	37	115.36	HWCD3-2436	46	140.49
24 x 48"	500	HWCD2-2448	42	125.98	HWCD3-2448	55	156.43
24 x 60"	400	HWCD2-2460	47	140.48	HWCD3-2460	62	178.17
24 x 72"	400	HWCD2-2472	53	154.01	HWCD3-2472	70	198.47



SQUARE POST WIRE SHELVING

Square Post Stationary Units, Mobile Units and Security carts

- Stationary units are rated at 1,000 lbs. capacity per shelf (through 48" L).
- Carts have an overall weight capacity of 1,200 lbs., evenly distributed.
- Durable bright zinc plated shelves and posts.

Square tubing posts provide extra rigidity for increased weight capacity over round post units. Shelves are adjustable in 2" increments. All units ship unassembled for compact storage and freight savings. FOB Shipping Point.

4-Shelf Stationary Units

- Starter units have 4 shelves and 4 posts.
- Add-On units have 4 shelves, 2 posts and 8 S-Hooks.
- All units come with adjustable feet to assure level positioning.

4-SHELF STATIONARY UNITS STARTER UNITS				ADD-ON UNITS		
Size W x L x H	Product No.	Wt. (lbs.)	Price Ea.	Product No.	Wt. (lbs.)	Price Ea.
18 x 36 x 72"	HS183672ZS-4	64	\$223.71	HS183672ZA-4	54	\$201.21
18 x 48 x 72"	HS184872ZS-4	80	257.79	HS184872ZA-4	70	234.00
18 x 60 x 72"	HS186072ZS-4	92	284.14	HS186072ZA-4	82	266.14
18 x 72 x 72"	HS187272ZS-4	106	326.57	HS187272ZA-4	96	302.14
24 x 36 x 72"	HS243672ZS-4	74	257.79	HS243672ZA-4	64	234.00
24 x 48 x 72"	HS244872ZS-4	94	295.71	HS244872ZA-4	84	271.93
24 x 60 x 72"	HS246072ZS-4	112	340.07	HS246072ZA-4	102	316.29
24 x 72 x 72"	HS247272ZS-4	128	394.71	HS247272ZA-4	118	370.29



4-Shelf Mobile Units

- 4-Shelf Carts have 4 shelves and 4 posts.
- 3-Sided Carts have 4 shelves, 4 posts and enclosure panels.
- All carts have 2-5" swivel casters and 2-5" braking casters.

Use with a stainless steel dolly base if you want to tow it using the PlusPower™ Tug. FOB Shipping Point.

4-SHELF MOBILE UNITS 4-SHELF WIRE CARTS			3-SIDED CARTS			
Size W x L x H	Product No.	Wt. (lbs.)	Price Ea.	Product No.	Wt. (lbs.)	Price Ea.
18 x 36 x 78"	HS183672ZC-4	73	\$305.36	HS183672ZTS-4	98	\$502.07
18 x 48 x 78"	HS184872ZC-4	89	339.43	HS184872ZTS-4	116	573.43
18 x 60 x 78"	HS186072ZC-4	101	360.00	HS186072ZTS-4	133	617.14
18 x 72 x 78"	HS187272ZC-4	115	407.57	HS187272ZTS-4	152	681.43
24 x 36 x 78"	HS243672ZC-4	83	339.43	HS243672ZTS-4	108	555.43
24 x 48 x 78"	HS244872ZC-4	103	376.71	HS244872ZTS-4	134	631.29
24 x 60 x 78"	HS246072ZC-4	121	421.71	HS246072ZTS-4	167	698.79
24 x 72 x 78"	HS247272ZC-4	137	475.71	HS247272ZTS-4	178	769.50



Wire Security Carts

- Wire 2½" x 2½" mesh construction provides easy visibility of contents.
- Security units protect valuable cargo from loss or theft.
- Doors have a hasp lock that can accommodate a padlock (not included).

Units consist of the following parts: 4-posts, 2-shelves (which form the top and bottom of the unit), 2-5" Swivel casters and 2-5" braking casters, 2-side panels, 1-2-piece back panel, 2-doors and hardware kit. Additional shelves are available as an option. Use with a stainless steel dolly base if you want to tow it using the PlusPower™ Tug. FOB Shipping Point.

WIRE SECURITY CARTS				
Product No.	Size W x L x H	Description	Wt. (lbs.)	Price Ea.
HS244864ZSEC-2	24 x 48 x 70"	Square Post	134	\$656.36
HS246064ZSEC-2	24 x 60 x 70"	Square Post	144	725.79



Lakeside can modify existing standard products or completely custom build one, offering you an endless variety of options!

Standard
Modifiable
Custom

Stainless Steel Equipment Stands

- Stainless steel construction allows for easy sanitization.
- Rubber casters.
- Optional locking drawers available on Models H358 & H474 -- call for quote.

Ideal for transporting equipment used in many different areas along with extra supplies in the drawers. All swivel casters. FOB Shipping Point.



STAINLESS STEEL EQUIPMENT STANDS						
Product No.	Shelf Clearance	Size W x L x H	Caster Size	Wt. (lbs.)	Price Ea.	Price Ea.
H358	17½"	16¼ x 18¼ x 35"	3½"	44	\$872.36	
H359	10"	16¼ x 18¼ x 30½"	3½"	25	290.57	
H474	10"	20¼ x 36¼ x 35"	4"	76	1,154.57	

H358 and H359 capacity 300 lbs. H474 capacity 500 lbs.

PlusPower™ Tug

- Ergonomically designed motorized tow vehicle used to pull a variety of single or multiple carts in a safe and efficient manner with very little effort from the operator. FOB Shipping Point.



H8162 Max. Tow Load 1,500 (lbs.), Wt. 150 (lbs.), Price Ea. \$4,609.93

UTILITY CARTS

Angle Leg Utility Carts

Stainless steel utility carts are perfect in applications where corrosion is a concern. These carts can easily be cleaned and sanitized. Carts feature electronically welded legs and shelves. Sound deadening panels under the shelves restrict vibration and noise. Bumpers on legs and handles can help to protect walls and furniture. Available in 300 lb. and 500 lb. capacity units. FOB Shipping Point.



H311

ANGLE LEG CARTS WITH 3 SHELVES					
Product No.	Cap. (lbs.)	Size W x L x H	Caster Dia.	Wt. (lbs.)	Price Ea.
H311	300	16¼ x 27½ x 32½"	3½"	29	\$209.57
H322	300	18¾ x 30¾ x 33"	3½"	33	237.86
H411	500	16¼ x 27½ x 32"	4"	39	288.00
H422	500	19 x 31 x 32"	4"	42	322.07
H444	500	22¾ x 39¼ x 37¼"	5"	68	540.64



H716

Heavy Duty Utility Carts

Carts feature an angled "U" shaped steel frame that is electronically welded and 18-gauge reinforced stainless steel shelves. Shelves are stain and rust resistant. To sanitize, simply wipe down or steam clean. Extra load casters with cushion tread non-marking wheels, two swivel 5" casters and two fixed 8" casters. Leg and handle bumpers protect walls and furniture. FOB Shipping Point.



H721

HEAVY DUTY CARTS WITH 2 SHELVES					
Product No.	Cap. (lbs.)	Size W x L x H	Wt. (lbs.)	Price Ea.	
H710	700	16¼ x 30 x 34¼"	49	\$649.93	
H721	700	19¾ x 32¾ x 34¼"	53	638.36	
H743	700	22¾ x 38¾ x 34¼"	64	770.14	
H758	700	22¾ x 54¾ x 37"	87	1,200.86	

HEAVY DUTY CARTS WITH 3 SHELVES					
Product No.	Cap. (lbs.)	Size W x L x H	Wt. (lbs.)	Price Ea.	
H711	700	16¼ x 30 x 34¼"	57	\$725.79	
H722	700	19¾ x 32¾ x 34¼"	63	713.57	
H744	700	22¾ x 38¾ x 37¾"	78	855.00	
H759	700	22¾ x 54¾ x 37"	108	1,415.57	

Stainless Steel Machine Stands

Stands have a lower shelf to hold accessories and other supplies. Rugged stainless steel design features an 18-gauge, reinforced top supported by rigid 12-gauge angle legs. Transports equipment easily on 4" swivel casters, 2 with brakes. Optional adjustable legs available for a stationary stand – call for pricing. Easy to clean and sanitize, simply wipe down or steam clean. FOB Shipping Point.

MACHINE STANDS WITH 2 SHELVES					
Product No.	Capacity (lbs.)	Size W x L x H	Shelf Spacing	Wt. (lbs.)	Price Ea.
H715	500	21¼ x 25¼ x 21¾"	9½"	44	\$689.79
H716	500	21¼ x 25¼ x 21¾"	17½"	47	739.93
H717	500	25¼ x 33¼ x 21¾"	9½"	49	934.07
H718	500	25¼ x 33¼ x 21¾"	17½"	61	953.36

Guard Rail Utility Carts

These carts feature an integrated push handle and all swivel casters for easy maneuverability. Front rails on all three shelves prevent items from falling during transport. Sound deadening panels under shelves restrict vibration and noise. All welded stainless steel construction for durability. Cleans and sanitizes easily. Standard handle and leg bumpers protect cart, walls and doorways from damage. FOB Shipping Point.

GUARD RAIL CARTS WITH 2 SHELVES					
Product No.	Cap. (lbs.)	Size W x L x H	Caster Dia.	Wt. (lbs.)	Price Ea.
H725	700	19¾ x 32¾ x 34¼"	5"	56	\$885.21
H729	700	22¾ x 38¾ x 37¼"	5"	65	1,020.86

GUARD RAIL CARTS WITH 3 SHELVES					
Product No.	Cap. (lbs.)	Size W x L x H	Caster Dia.	Wt. (lbs.)	Price Ea.
H316	300	16¼ x 27½ x 33¾"	3½"	33	\$361.93
H526	500	19 x 31 x 34¾"	4"	45	496.93
H726	700	19¾ x 32¾ x 34¼"	5"	66	1,066.50
H730	700	22¾ x 38¾ x 37¼"	5"	79	1,219.50



H526



H730

Standard Duty Plastic Utility Carts

Stain and odor resistant material maintains this carts attractive appearance while the impact-resistant polyethylene construction makes it durable. Non-marking all swivel casters provide ultimate maneuverability. These carts ship knocked down and assemble easily in minutes without the use of hardware. FOB Shipping Point.

STANDARD DUTY PLASTIC UTILITY CARTS						
Product No.	Color	Capacity (lbs.)	Size W x L x H	Caster Dia.	Wt. (lbs.)	Price Ea.
H2501	Gray	300	18½ x 36 x 35"	4"	36	\$221.14
H2503	Charcoal	300	18½ x 36 x 35"	4"	36	221.14



H2503

2-Shelf Deep Well Plastic Utility Cart

Rugged structural foam plastic construction will not dent or bend. 3" protective edge on all shelf sides prevents accidents. Angle legs with reinforcing gussets provide upright strength and torque-free stability. Non-marking 5" plate-mount casters (2 ea. fixed, 2 ea. swivel). Casters mount to upright leg base for extra strength. No handle assembly required. Ships knocked down and assembles easily in minutes. FOB Shipping Point.

2-SHELF DEEP WELL PLASTIC UTILITY CART					
Product No.	Capacity (lbs.)	Size W x L x H	Caster Dia.	Wt. (lbs.)	Price Ea.
H2523	500	25½ x 40¼ x 32¾"	5"	42	\$202.50



H2523



H2510

Medium Duty Plastic Utility Carts

Get 25% more weight capacity and 30% more shelf surface over the standard duty models. Stain and odor resistance plastic is attractive and easy to clean while the extruded aluminium legs are sleek and durable. Non-marking all swivel polyurethane casters provide ultimate maneuverability. Dual handles allow pushing or pulling from either end of the unit. These carts ship knocked down and assemble easily in minutes without the use of hardware. FOB Shipping Point.

MEDIUM DUTY PLASTIC UTILITY CARTS						
Product No.	Color	Capacity (lbs.)	Size W x L x H	Caster Dia.	Wt. (lbs.)	Price Ea.
H2510	Light Gray	500	20 x 42 x 37½"	4"	39	\$268.71
H2512	Charcoal	500	20 x 42 x 37½"	4"	39	268.71

TENNSCO WORKBENCHES & ACCESSORIES

tennsco
Storage Made Easy



Shown with
Hardwood Top and
Adjustable Height Legs

Shown with Steel Top,
Fixed Height Legs and Caster Kit



Plastic Laminate Top



Compressed Wood Top

Heavy-Duty INDUSTRIAL WORKBENCHES

- Industrial grade workbenches with a choice of tops to meet individual needs.
- Basic bench consists of a top, a pair of legs assemblies and a stringer.
- Available with adjustable height legs or fixed height legs.

Benches feature rigid construction with 13-gauge welded leg assemblies tied together with a stringer. Feet are pre-punched for floor anchoring. Each leg has a knockout for a duplex outlet. Optional risers, side and back rails, lower shelves and drawer are available for customizing workbenches to specific tasks. All units come unassembled. Wood tops are pre-drilled for easier assembly. Medium Gray powder coated finish. FOB Shipping Point.

Steel Top Workbench...12 ga. steel top with reinforced end channels.

Plastic Laminate Top Workbenches...high pressure laminate top and edges - particleboard core. White.

Compressed Wood Top Workbenches...tempered hardboard top and bottom, laminated compressed wood core.

Hardwood Butcher Block Top Workbenches...hardwood with butcher block construction to resist warping.

Accessories

Risers With End Supports...adds 12" in overall height to the workbench. May be double stacked. 16 ga. steel. Shipped unassembled.

Side and Back Rail Kits...prevents objects from falling off sides and back.

Lower Shelves...16 ga. steel shelf with back stop.

Locking Drawer...steel drawers operate smoothly on ball bearing rollers. Units can be bolted together for additional storage. 15" wide drawer has a divider and a removable tray.

Caster Kit...adds mobility to any workbench up to 72" wide. Kit includes four 5" diameter casters (two fixed, two swivel with brakes). Increases height by 6 1/2".



Riser



Side and Back Rail Kit



25" Wide Locking Drawer



Lower Shelf



15" Wide Locking Drawer



Caster Kit

ADJUSTABLE HEIGHT WORKBENCHES				
Product No.	Top Size W x D	Height	Wt. (lbs.)	Price Ea.
STEEL TOP				
HWBA-1-3048S	48 x 30"	29 3/8-36 1/2"	98	\$194.24
HWBA-1-3060S	60 x 30"	29 3/8-36 1/2"	110	203.84
HWBA-1-3072S	72 x 30"	29 3/8-36 1/2"	127	225.29
HWBA-1-3672S	72 x 36"	29 3/8-36 1/2"	141	254.09
HWBA-1-3096S	96 x 30"	29 3/8-36 1/2"	147	313.38
HWBA-1-3696S	96 x 36"	29 3/8-36 1/2"	173	345.00
PLASTIC LAMINATE TOP				
HWBA-1-3060P	60 x 30"	29 3/8-36 1/2"	130	263.12
HWBA-1-3072P	72 x 30"	29 3/8-36 1/2"	145	298.13
HWBA-1-3672P	72 x 36"	29 3/8-36 1/2"	188	341.04
HWBA-1-3096P	96 x 30"	29 3/8-36 1/2"	165	423.48
HWBA-1-3696P	96 x 36"	29 3/8-36 1/2"	196	486.72
COMPRESSED WOOD TOP				
HWBA-1-3060C	60 x 30"	29 3/8-37 1/2"	159	272.72
HWBA-1-3072C	72 x 30"	29 3/8-37 1/2"	181	306.60
HWBA-1-3672C	72 x 36"	29 3/8-37 1/2"	212	357.42
HWBA-1-3096C	96 x 30"	29 3/8-37 1/2"	203	494.63
HWBA-1-3696C	96 x 36"	29 3/8-37 1/2"	249	507.05
HARDWOOD BUTCHER BLOCK TOP				
HWBA-1-3060W	60 x 30"	29 3/8-37 1/2"	131	350.08
HWBA-1-3072W	72 x 30"	29 3/8-37 1/2"	148	403.72
HWBA-1-3672W	72 x 36"	29 3/8-37 1/2"	168	464.70
HWBA-1-3096W	96 x 30"	29 3/8-37 1/2"	159	559.00
HWBA-1-3696W	96 x 36"	29 3/8-37 1/2"	188	793.89

FIXED HEIGHT WORKBENCHES				
Product No.	Top Size W x D	Height	Wt. (lbs.)	Price Ea.
STEEL TOP				
HWB-1-3048S	48 x 30"	33 1/2"	91	\$187.46
HWB-1-3060S	60 x 30"	33 1/2"	103	197.06
HWB-1-3072S	72 x 30"	33 1/2"	120	218.52
HWB-1-3672S	72 x 36"	33 1/2"	134	247.31
HWB-1-3096S	96 x 30"	33 1/2"	144	303.21
HWB-1-3696S	96 x 36"	33 1/2"	160	334.83
PLASTIC LAMINATE TOP				
HWB-1-3060P	60 x 30"	33 1/2"	123	256.35
HWB-1-3072P	72 x 30"	33 1/2"	139	291.36
HWB-1-3672P	72 x 36"	33 1/2"	182	334.27
HWB-1-3096P	96 x 30"	33 1/2"	161	413.32
HWB-1-3696P	96 x 36"	33 1/2"	193	476.56
COMPRESSED WOOD TOP				
HWB-1-3060C	60 x 30"	33 1/2"	152	265.95
HWB-1-3072C	72 x 30"	33 1/2"	175	299.83
HWB-1-3672C	72 x 36"	33 1/2"	206	350.64
HWB-1-3096C	96 x 30"	33 1/2"	199	484.46
HWB-1-3696C	96 x 36"	33 1/2"	238	496.89
HARDWOOD BUTCHER BLOCK TOP				
HWB-1-3060W	60 x 30"	33 1/2"	124	343.30
HWB-1-3072W	72 x 30"	33 1/2"	142	396.94
HWB-1-3672W	72 x 36"	33 1/2"	162	457.93
HWB-1-3096W	96 x 30"	33 1/2"	155	548.83
HWB-1-3696W	96 x 36"	33 1/2"	185	783.72

ACCESSORIES				
Product No.	Top Size W x D	Height	Wt. (lbs.)	Price Ea.
RISERS WITH END SUPPORTS				
HR-1048	48 x 10 1/2"	12"	19	41.22
HR-1060	60 x 10 1/2"	12"	21	44.61
HR-1072	72 x 10 1/2"	12"	24	49.12
HR-1096	96 x 10 1/2"	12"	32	77.36
SIDE AND BACK RAIL KITS				
HSB-3048S	48 x 30"	3"	13	25.97
HSB-3060S	60 x 30"	3"	14	27.67
HSB-3072S	72 x 30"	3"	16	29.93
HSB-3096S	96 x 30"	3"	19	39.53
HSB-3672S	72 x 36"	3"	17	31.62
HSB-3696S	96 x 36"	3"	20	40.65
LOWER SHELVES				
HS-48	48 x 14"		16	29.36
HS-60	60 x 14"		20	35.57
HS-72	72 x 14"		23	42.35
HS-96	96 x 14"		31	56.46
LOCKING DRAWERS				
HWBD-1LMG	15 x 18"	8 1/2"	20	50.25
HWBD-25	25 x 22"	6"	20	86.39
CASTER KIT				
HWBCK-3036	-	-	16	49.12

QUALITY ELECTRONIC WORKBENCHES

Electronic Workbenches With Modular Cabinets

- Locking drawer cabinet with four drawers.
- Locking door cabinet with one adjustable shelf.

Drawers have an adjustable divider. Full depth shelf in door cabinet is adjustable in 1/4" increments. Front panel has knockouts for four duplex outlets and a switch (order optional wiring kit below). Choice of three tops. 1 3/4" thick solid hardwood butcher-block top, white 1/2" thick high-pressure laminate top with particleboard core, or 1/2" thick steel top. Shipped unassembled (cabinets may be installed on either side). Medium Gray. FOB Shipping Point.

ELECTRONIC WORKBENCHES WITH MODULAR CABINETS

Product No.	Size W x D x H	Top	Drawer/Door Units	Wt. (lbs.)	Price Ea.
HEMB-1-3072M	72 x 30 x 33 3/4	Hardwood	2 Drawer Units	267	\$942.95
HEMB-2-3072M	72 x 30 x 33 3/4	Hardwood	1 Drawer & 1 Door Unit	243	802.36
HEMB-1-3072P	72 x 30 x 33 3/4	Laminate	2 Drawer Units	274	837.37
HEMB-2-3072P	72 x 30 x 33 3/4	Laminate	1 Drawer & 1 Door Unit	250	696.77
HEMB-1-3072S	72 x 30 x 33 3/4	Steel	2 Drawer Units	248	769.61
HEMB-2-3072S	72 x 30 x 33 3/4	Steel	1 Drawer & 1 Door Unit	224	629.01

Electronic Workbenches With Panel Legs

- Panel legs and frame are 16-gauge box-formed steel for strength and rigidity.

Channel-shaped stringer ties legs rigidly together. Front panel has knockouts for four duplex outlets and a switch (order optional wiring kit below). Choice of three tops: 1 3/4" thick solid hardwood butcher-block top, white 1/2" thick high-pressure laminate top with particleboard core, or 1/2" thick steel top. Shipped unassembled. Medium Gray. FOB Shipping Point.

ELECTRONIC WORKBENCHES WITH PANEL LEGS

Product No.	Size W x D x H	Top	Wt. (lbs.)	Price Ea.
HEB-1-3072M	72 x 30 x 33 3/4	Hardwood	178	\$499.71
HEB-1-3072P	72 x 30 x 33 3/4	Laminate	175	394.12
HEB-1-3072S	72 x 30 x 33 3/4	Steel	156	321.28



Locking Drawer

Steel drawer operates smoothly on ball bearing rollers. Units can be bolted together for additional storage. Drawer is equipped with adjustable divider and a removable tray. Medium Gray. FOB Shipping Point
HWBD-11MG Wt. 20 (lbs.) Price Ea. \$50.25
 15"W. x 18"D. x 8 3/4"H.

Mounting Angles


HWBLB-30 Wt. 3 (lbs.) Price Per Pair \$8.92
 (Order one pair of mounting angles per drawer.)



Wiring Kit

Pre-wired for quick and easy installation. Comes complete with 4 duplex receptacles, on/off switch with pilot light, 8' grounded cord and plug, 15 amp, 115V service and circuit breaker. For use in workbenches and risers.

HWK-1 Wt. 3 (lbs.) Price Ea. \$66.06



Risers

- Adds extra storage for tools and testing equipment.
- Can be double stacked.

Riser is 16 ga. steel with a load rating of 200 lbs. evenly distributed. Riser has knockouts for 4 duplex outlets and a switch (order wiring kit separately). Medium Gray. FOB Shipping Point.

HRE-1072 Wt. 31 (lbs.) Price Ea. \$67.19
 72"W. x 10 1/2"D. x 12"H.

HRE-18-1572 Wt. 43 (lbs.) Price Ea. \$88.65
 72"W. x 15"D. x 18"H.

TECHNICAL WORKSTATIONS

Technical Workstations

Ergonomically designed workstations adjust from 34" to 40" high. Choose from standard work surface almond color with black edges or static control work surface almond color with oak edges. Grounding Kit for the static control work surface sold separately. An 8-outlet power rail is available with either surface. Extra storage space is available above the main work surface with the instrument shelf or the cantilever accessory system. Storage space beneath the work surface is available with one, two and three drawer pedestals. Available in Blue or Sand -- please specify. Shipped unassembled. FOB Shipping Point.

Instrument Shelf with Power Rail



Shown with Static Control Work Surfaces with Power Rail

ADJUSTABLE HEIGHT WORKSTATIONS				
Product No.	Size W x D x H	Wt. (lbs.)	Price Ea.	
STANDARD WORK SURFACE				
HTW-603034-NA	60 x 30 x 34-40"	131	\$498.58	
HTW-603634-NA	60 x 36 x 34-40"	138	\$533.02	
HTW-723034-NA	72 x 30 x 34-40"	142	\$532.46	
HTW-723634-NA	72 x 36 x 34-40"	163	\$589.49	
STANDARD WORK SURFACE WITH POWER RAIL				
HTW-603034-NEA	60 x 30 x 34-40"	134	\$600.22	
HTW-603634-NEA	60 x 30 x 34-40"	141	\$634.66	
HTW-723034-NEA	72 x 30 x 34-40"	147	\$626.75	
HTW-723634-NEA	72 x 36 x 34-40"	168	\$683.78	
STATIC CONTROL WORK SURFACE				
HTW-603034-SA	60 x 30 x 34-40"	131	\$619.98	
HTW-603634-SA	60 x 36 x 34-40"	138	\$630.14	
HTW-723034-SA	72 x 30 x 34-40"	142	\$658.37	
HTW-723634-SA	72 x 36 x 34-40"	163	\$722.18	
STATIC CONTROL WORK SURFACE WITH POWER RAIL				
HTW-603034-SEA	60 x 30 x 34-40"	134	\$721.61	
HTW-603634-SEA	60 x 36 x 34-40"	141	\$731.78	
HTW-723034-SEA	72 x 30 x 34-40"	147	\$752.67	
HTW-723634-SEA	72 x 36 x 34-40"	168	\$816.47	

INSTRUMENT SHELVES				
Product No.	Size W x D x H	Wt. (lbs.)	Price Ea.	
STANDARD WORK SURFACE				
HTWI-60-N	60 x 15 x 18"	61	\$282.32	
HTWI-72-N	72 x 15 x 18"	69	\$320.15	
STANDARD WORK SURFACE WITH POWER RAIL				
HTWI-60-NE	60 x 15 x 18"	64	\$383.96	
HTWI-72-NE	72 x 15 x 18"	74	\$414.45	
STATIC CONTROL WORK SURFACE				
HTWI-60-S	60 x 15 x 18"	61	\$345.00	
HTWI-72-S	72 x 15 x 18"	69	\$386.22	
STATIC CONTROL WORK SURFACE WITH POWER RAIL				
HTWI-60-SE	60 x 15 x 18"	64	\$446.63	
HTWI-72-SE	72 x 15 x 18"	74	\$480.51	



Workstation Grounding Kit

Grounding Kit provides a neat, reliable means of grounding personnel wrist straps (not included) and work surfaces, ensuring that equal electrical potential is maintained. Kit includes 2 banana jack receptacles, grounding bolt & 10' cord which is protected by a resistor and is attached to the banana jack receptacles for easy installation. FOB Shipping Point.

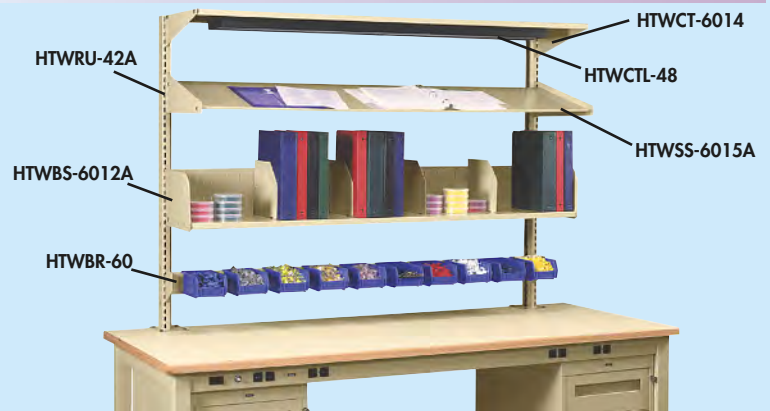
HTWG-20 Wt. 1 (lb.) Price Ea. \$17.50



Hanging Drawer Units



HANGING DRAWER UNITS				
Product No.	Size W x D x H	Description	Wt. (lbs.)	Price Ea.
HPED-10-30	15 x 24 x 9"	1-Drawer for 30"D Unit	39	\$217.95
HPED-10-36	15 x 24 x 9"	1-Drawer for 36"D Unit	39	\$220.21
HPED-20-30	15 x 24 x 20 3/4"	2-Drawer for 30"D Unit	66	\$326.36
HPED-20-36	15 x 24 x 20 3/4"	2-Drawer for 36"D Unit	66	\$328.62
HPED-30-30	15 x 24 x 20 3/4"	3-Drawer for 30"D Unit	76	\$376.05
HPED-30-36	15 x 24 x 20 3/4"	3-Drawer for 36"D Unit	76	\$378.31



CANTILEVER ACCESSORY SYSTEM				
Product No.	Size W x D x H	Description	Wt. (lbs.)	Price Ea.
HTWRU-24A	4 x 5 1/4 x 24"	24"H Upright Frame (pr)	10	\$31.06
HTWRU-42A	4 x 5 1/4 x 42"	42"H Upright Frame (pr)	16	\$38.40
HTWCT-6014	60 x 15 x 3/4"	Canopy Top	15	\$27.10
HTWCTL-48	50 1/4 x 8 x 1 1/2"	Task Light	14	\$103.33
HTWSS-6015A	60 x 15 x 3/4"	Sloped Shelf	29	\$37.83
HTWBS-6012A	60 x 12 x 7 1/2"	Slotted Shelf & Dividers	21	\$41.78
HTWBR-60	60 x 3 3/4 x 4 1/4"	Bin Rail (Bins not included)	7	\$59.85

MOBILE/MODULAR WORKBENCHES

Customize your workbench by mixing and matching components to meet your specific requirements:

- Start with a single or a combination of pedestals. Pedestals can be used as a stand alone unit or workbench. HMBB1-2415 must be placed on an end and features 20 side opening bin boxes. Pedestals are Medium Gray in color.
- Select a steel, hardwood or foreman's top.
- Choose mobile base for portability.
- Add optional accessories.
- FOB Shipping Point.



Workbench above includes:
HMBSR-30 Top
HMHE-25 Handle
HMD3-1524 & HMS-1524 Pedestals
HCB-3024 Mobile Base


Workbench above includes:
HREI-1045WK Riser
HSB-4525 Side & Back Rails
HMTM-4525 Top
HMHE-25 Handle
HMBB1-2415 & HMSDS-3024 Pedestals
HCB-4524 Mobile Base

Pedestals



MOBILE/MODULAR WORKBENCHES				
Product No.	Size W x D x H	Description	Wt. (lbs.)	Price Ea.
PEDESTALS				
HMS-1524	15 x 24 x 32"	15"W. Hinged Door	53	\$155.84
HMD-1524	15 x 24 x 32"	15"W. 4 Drawer	77	296.44
HMD2-1524	15 x 24 x 32"	15"W. 2 Drawer	68	308.30
HMD3-1524	15 x 24 x 32"	15"W. 3 Drawer	69	310.55
HMBB1-2415	15 x 24 x 32"	15"W. Side Opening Bin Box	105	343.87
HMSDS-3024	30 x 24 x 32"	30"W. Sliding Door	79	286.84
HMD-3024	30 x 24 x 32"	30"W. 4 Drawer	142	445.50
HMSR-3024	30 x 24 x 32"	30"W. Hinged Door	70	252.96
HMSDS-4524	45 x 24 x 32"	45"W. Sliding Door	99	324.67
TOPS				
HSTM-3025	30 x 25 x 1 1/2"	30"W. Steel Top	33	\$86.39
HSTM-4525	45 x 25 x 1 1/2"	45"W. Steel Top	44	104.46
HMTM-3025	30 x 25 x 1 1/2"	30"W. Hardwood Top	33	163.18
HMTM-4525	45 x 25 x 1 1/2"	45"W. Hardwood Top	49	198.75
MOBILE BASES				
HCB-1524	15 x 24 x 3 1/4"	15"W. Mobile Base	18	\$57.59
HCB-3024	30 x 24 x 3 1/4"	30"W. Mobile Base	22	69.45
HCB-4524	45 x 24 x 3 1/4"	45"W. Mobile Base	26	82.44

Tops



Mobile Bases



ACCESSORIES				
Product No.	Size W x D x H	Description	Wt. (lbs.)	Price Ea.
RISERS				
HR-1030	30 x 8 x 10 1/4"	30"W. Standard Riser	17	\$35.57
HR-1045	45 x 8 x 10 1/4"	45"W. Standard Riser	21	40.65
HREI-1045WK	45 x 8 x 10 1/4"	45"W. Electronic Riser	23	111.80
HANDLES				
HMH-25	25 x 5 x 6"	Standard Handle	6	\$13.55
HMHE-25	25 x 5 x 6"	Electronic Handle	11	100.51
SIDE AND BACK RAILS				
HSB-3025	30 x 25 x 2 1/4"	30"W. Side & Back Rail Kit	10	\$19.20
HSB-4525	45 x 25 x 2 1/4"	45"W. Side & Back Rail Kit	12	21.46

Side and Back Rails



Accessories

Risers



Handles



QUALITY WORK BENCHES



ADJUSTABLE HEIGHT CHANNEL LEG Work Bench

- Industrial-duty construction throughout.
- Stands up to hard punishing work.

An excellent performer for maintenance, repair or assembly work. Legs, stringers, shelves, backboards and end pieces are heavy duty 14 ga. construction. 12 ga. steel tops support heavy loads. Plastic tops are non-glare white and available as conductive (anti-static) at additional cost. Hard rock maple tops make a superior work surface. Gray in color. Legs adjust from 30 $\frac{3}{4}$ " to 34 $\frac{3}{4}$ ". Channel legs available with glides for uneven floors. Shipped K.D. FOB Shipping Point.



Steel Top Workbench with Lower Shelf, Stringer and Back & End Stops



Plastic Top Workbench with Lower Shelf and Stringer



Maple Top Workbench with Stringer

Size L x D	WORK BENCH WITH LOWER SHELF, STRINGER AND BACK AND END STOPS STEEL TOP			PLASTIC TOP			MAPLE TOP		
	Product No.	Wt. (lbs.)	Price Ea.	Product No.	Wt. (lbs.)	Price Ea.	Product No.	Wt. (lbs.)	Price Ea.
48 x 24"	H806-S-424	99	\$237.43	H806-P-424	119	\$276.22	H806-W-424	105	\$337.62
60 x 24"	H806-S-524	116	250.16	H806-P-524	138	298.98	H806-W-524	124	377.29
72 x 24"	H806-S-624	129	277.34	H806-P-624	157	322.41	H806-W-624	144	417.89
48 x 30"	H806-S-429	118	243.09	H806-P-430	138	293.87	H806-W-430	123	373.10
60 x 30"	H806-S-529	134	270.16	H806-P-530	161	316.96	H806-W-530	146	421.12
72 x 30"	H806-S-629	153	295.20	H806-P-630	182	344.00	H806-W-630	167	483.88
72 x 36"	H806-S-636	181	332.23	H806-P-636	205	373.99	H806-W-636	193	530.81
WORK BENCH WITH LOWER SHELF AND STRINGER									
48 x 24"	H803-S-424	90	\$204.93	H803-P-424	108	\$243.73	H803-W-424	94	\$305.13
60 x 24"	H803-S-524	105	217.07	H803-P-524	126	265.87	H803-W-524	112	344.17
72 x 24"	H803-S-624	117	243.00	H803-P-624	145	288.07	H803-W-624	131	383.54
48 x 30"	H803-S-429	107	209.59	H803-P-430	126	260.37	H803-W-430	111	339.61
60 x 30"	H803-S-529	126	236.06	H803-P-530	148	282.87	H803-W-530	133	387.01
72 x 30"	H803-S-629	144	259.87	H803-P-630	169	308.68	H803-W-630	154	448.56
72 x 36"	H803-S-636	166	295.71	H803-P-636	195	337.48	H803-W-636	178	494.31
WORK BENCH WITH STRINGER									
48 x 24"	H800-S-424	78	\$173.58	H800-P-424	93	\$212.39	H800-W-424	79	\$273.79
60 x 24"	H800-S-524	90	182.83	H800-P-524	108	231.58	H800-W-524	94	309.89
72 x 24"	H800-S-624	99	206.43	H800-P-624	121	251.49	H800-W-624	107	346.98
48 x 30"	H800-S-429	90	178.24	H800-P-430	111	229.02	H800-W-430	96	308.26
60 x 30"	H800-S-529	100	201.77	H800-P-530	130	248.58	H800-W-530	105	352.73
72 x 30"	H800-S-629	113	223.29	H800-P-630	145	272.10	H800-W-630	130	411.98
72 x 36"	H800-S-636	140	259.13	H800-P-636	171	300.90	H800-W-636	154	457.74

Bench Drawer

- Heavy-duty welded construction.

Full extension drawer slides that allow easy operation with the heaviest loads. Multi-unit design allows for stacking drawers. Mounting kit included. FOB Shipping Point.

H1420 Drawer with Mounting Kit 14"W. x 20"D. x 6"H. Wt. 24 (lbs) Price Ea. \$97.18



Top Shelf

Ideal for additional storage above the work surface. 10"D. x 12"H. Mounting hardware included. FOB Shipping Point.



Product No.	TOP SHELF		Price Ea.
	Length	Wt. (lbs.)	
H6024-4	48"	25	\$69.37
H6024-5	60"	30	75.68
H6024-6	72"	35	79.54

Caster Kit

- Convert any workbench with lower shelves to a mobile workbench.

Caster Kit includes heavy-duty 5" dia. casters (2 rigid, 2 swivel with brakes). FOB Shipping Point. HABL-CASTER KIT Wt. 18 (lbs) Price Ea. \$85.65



HYDRAULIC ERGONOMIC BENCHES



Hydraulic Ergonomic Benches

- Designed for fatigue-reducing work performance.
- Easy adjustment of work height from 30 $\frac{3}{4}$ " to 42 $\frac{3}{4}$ ".

Infinite adjustment with a capacity of 750 lbs. Tops available -- non-glare white high density plastic laminate top, maple top or steel top. All components are heavy duty 14 gauge construction. 12" deep lower shelf/footrest standard with basic bench. Gray in color. FOB Shipping Point.



Plastic Top Bench Shown with Optional Drawer and Riser



Steel Top Bench



Maple Top Bench



Plastic Top Bench Shown with Optional Cantilever Shelf with Light Fixture

Product No.	Overall Size W x D	PLASTIC TOP		Wt. (lbs.)	Price Ea.
		Height Adjustment			
HHB-4830-P	48 x 30"	30 $\frac{3}{4}$ " - 42 $\frac{3}{4}$ "		162	\$963.12
HHB-6030-P	60 x 30"	30 $\frac{3}{4}$ " - 42 $\frac{3}{4}$ "		185	985.87
HHB-7230-P	72 x 30"	30 $\frac{3}{4}$ " - 42 $\frac{3}{4}$ "		210	1,010.66
MAPLE TOP					
HHB-4830-W	48 x 30"	30 $\frac{3}{4}$ " - 42 $\frac{3}{4}$ "		162	990.91
HHB-6030-W	60 x 30"	30 $\frac{3}{4}$ " - 42 $\frac{3}{4}$ "		185	1,033.03
HHB-7230-W	72 x 30"	30 $\frac{3}{4}$ " - 42 $\frac{3}{4}$ "		210	1,087.21
STEEL TOP					
HHB-4829-S	48 x 29"	30 $\frac{3}{4}$ " - 42 $\frac{3}{4}$ "		151	872.71
HHB-6029-S	60 x 29"	30 $\frac{3}{4}$ " - 42 $\frac{3}{4}$ "		170	895.79
HHB-7229-S	72 x 29"	30 $\frac{3}{4}$ " - 42 $\frac{3}{4}$ "		186	915.66

Optional Bench Accessories

- Customize with high quality bench accessories.

High quality optional accessories designed for use with Hydraulic Ergonomic Benches allow you to outfit the workstation to fit your specific requirements. FOB Shipping Point.

Product No.	Overall Size W x D x H	OPTIONAL BENCH ACCESSORIES	
		Wt. (lbs.)	Price Ea.
DRAWER WITH MOUNTING KIT			
H1420	14 x 20 x 6"	24	\$97.18
TOP SHELF RISER			
H6024-4	48 x 10 x 12"	25	69.37
H6024-5	60 x 10 x 12"	30	75.68
H6024-6	72 x 10 x 12"	35	79.54
CANTILEVER SHELF WITH LIGHT FIXTURE			
HCTS-LF-5*	60 x 12 x 38"	64	242.24
HCTS-LF-6†	72 x 12 x 38"	70	248.40

*For use with 60" wide benches.
†For use with 72" wide benches.

Hydraulic Motorized Bench

- Goes from fully retracted to fully extended in just 23 seconds.
- Easy adjustment of work height from 30 $\frac{3}{4}$ " to 42 $\frac{3}{4}$ " - with the push of a button.

Motor Driven System allows quick and accurate height adjustment for greater flexibility. Infinite adjustment with a capacity of 750 lbs. Systems are 120V rated - just plug in - ready to go. Industrial-grade activation switch ergonomically mounted on workbench leg. FOB Shipping Point.



Product No.	Overall Size W x D	HYDRAULIC MOTORIZED BENCH	
		Wt. (lbs.)	Price Ea.
PLASTIC TOP			
HHB-4830-P/M	48 x 30"	162	\$1,277.41
HHB-6030-P/M	60 x 30"	185	1,300.16
HHB-7230-P/M	72 x 30"	210	1,324.95
MAPLE TOP			
HHB-4830-W/M	48 x 30"	162	1,305.20
HHB-6030-W/M	60 x 30"	185	1,347.27
HHB-7230-W/M	72 x 30"	210	1,401.50
STEEL TOP			
HHB-4829-S/M	48 x 29"	151	1,187.00
HHB-6029-S/M	60 x 29"	170	1,210.08
HHB-7229-S/M	72 x 29"	186	1,229.95

MODULAR/ ELECTRONIC BENCHES

AP SERIES Electronic Workstations

- The best value in ergonomic assembly benches.
- Non-glare white top with high density plastic laminate and backing sheet.

Designed and engineered for delicate electronic work, and built for long wearing use. Heavy duty all welded 14 ga. legs – adjustable from 31" to 35"H. – complete with leveling glides. 14 ga. apron front and rear eliminates top deflection. Top quality construction throughout. Assembles easily and quickly. Options available. FOB Shipping Point.



AP SERIES ELECTRONIC WORK BENCH 48"W. x 30"D. Bench			
Product No.	Description	Wt. (lbs.)	Price Ea.
HAP-4830	Basic Bench	125	\$297.23
H6016-4	Backboard	5	19.04
HCTS-4	Cantilever Shelf - 12"W.	25	97.52
HBR-4	Bin Rail	5	62.19
H1420	Drawer w/Mounting Kit	24	97.18
H6027-4	Lower Shelf/Footrest	15	32.61
H822BF	Drawer Unit – 1 Box Drawer, 1 File Drawer	45	212.50

60"W. x 30"D. Bench			
Product No.	Description	Wt. (lbs.)	Price Ea.
HAP-6030	Basic Bench	145	\$316.22
H6016-5	Backboard	6	19.66
HCTS-5	Cantilever Shelf - 12"W.	32	100.63
HLF-5	Light Fixture	30	163.83
HCTS-LF-5	Cantilever Light Fixture w/Shelf	64	242.24
HBR-5	Bin Rail	6	62.19
HUL401BC	Outlet Strip	6	98.31
H1420	Drawer w/Mounting Kit	24	97.17
H6027-5	Lower Shelf/Footrest	18	35.66
H822BF	Drawer Unit – 1 Box Drawer, 1 File Drawer	45	212.50

72"W. x 30"D. Bench			
Product No.	Description	Wt. (lbs.)	Price Ea.
HAP-7230	Basic Bench	165	\$349.36
H6016-6	Backboard	7	20.95
HCTS-6	Cantilever Shelf - 12"W.	38	103.74
HLF-6	Light Fixture	32	168.46
HCTS-LF-6	Cantilever Light Fixture w/Shelf	70	248.40
HBR-6	Bin Rail	7	62.19
HUL401BC	Outlet Strip	6	98.31
H1420	Drawer w/Mounting Kit	24	97.17
H6027-6	Lower Shelf/Footrest	18	38.04
H822BF	Drawer Unit – 1 Box Drawer, 1 File Drawer	45	212.50



Bench Height
34 1/4"

EXCELLENT for R&D,
electronic and
industrial facilities.



Bench Height
29 1/4"



Bench Drawer



H722-BF

H722-FF

H722-BB

H722-C

Modular Benches

- Excellent for R&D, electronic and industrial facilities.
- Box and file drawers have full extension drawer slides.

100% of the drawers are accessible – rated at 125 lbs. per drawer. Ergonomic drawer pull is an integral part of the drawer front and does not protrude beyond the front of the unit. All file drawers have full height sides to accommodate hanging files. Locks standard on all units. Cabinet is equipped with one adjustable shelf. All units furnished with heavy duty leveling glides. Choice maple, plastic or anti-static tops. Long lasting powder coat finish – available in the following colors; #49 Gray, Lt. Gray, Champagne, Black or Blue – please specify. Base units measure 14 1/2"W. x 22"D. x 27 1/2"H. FOB Shipping Point.

H722-BF (2-drawer, 1-file) Wt. 76 lbs. Price Ea. \$277.76

H722-FF (2-file) Wt. 72 lbs. Price Ea. \$268.29

H722-BB (4-drawer) Wt. 80 lbs. Price Ea. \$292.06

H722-C (1-cabinet) Wt. 45 lbs. Price Ea. \$154.03

MAPLE TOPS			
Product No.	Size	Wt. (lbs.)	Price Ea.
HW-6024	60 x 24"	70	\$217.42
HW-6030	60 x 30"	87	260.13
HW-7224	72 x 24"	84	253.97
HW-7230	72 x 30"	104	319.72
PLASTIC TOPS			
HPT-6024	60 x 24"	70	135.98
HPT-6030	60 x 30"	88	151.80
HPT-7224	72 x 24"	84	154.68
HPT-7230	72 x 30"	105	174.24
ESD TOPS			
HESD-6024	60 x 24"	70	182.25
HESD-6030	60 x 30"	88	263.73
HESD-7224	72 x 24"	84	224.20
HESD-7230	72 x 30"	105	305.82
APRONS			
H6022	55"W. x 21"D. x 5"H.	30	54.39
H7222	68"W. x 21"D. x 5"H.	35	57.93
DELUXE OUTLET STRIP			
HUL401BC	Deluxe Outlet Strip w/lighted on/off switch, 6' cord & plug - 8 outlets (Gray Only)	3	98.31
TOP SHELVES			
HH6018	60"W. x 15"D. x 18"H.	39	117.21
HH7218	72"W. x 15"D. x 18"H.	44	118.35

CABINETS



Locker & Cabinet Benches

- All welded heavy-duty construction.
- Can be used individually or bolted together in groups.

Locker bases will accept padlock or optional flush mount lock and have spring loaded piano hinges. Cabinet bases have full height piano hinges, three point locking handle and one adjustable shelf. Choice of finishes in durable, long lasting powder coat: ASA 49 Gray, Light Gray, Champagne, Blue or Black -- please specify. Plastic laminate tops also available upon request. FOB Shipping Point.

Product No.	Overall Size W x D x H	LOCKER BASES			Wt. (lbs.)	Price Ea.
		No. of Openings	Openings W x D x H			
H101-C	36 x 21 x 31"	1	36 x 21 x 31"	72	\$272.70	
H402-B	12 x 21 x 31"	2	12 x 21 x 15"	40	148.07	
H303-B	18 x 21 x 31"	3	18 x 21 x 10"	60	215.41	

H3000 Cylinder Lock with 2 keys Price Ea. \$6.53

Product No.	HARDWOOD TOPS		Wt. (lbs.)	Price Ea.
	Size W x D x H			
HW-4824	48 x 24 x 1 3/4"		55	\$180.99
HW-6024	60 x 24 x 1 3/4"		70	217.42
HW-7224	72 x 24 x 1 3/4"		84	253.97
HW-4830	48 x 30 x 1 3/4"		70	215.01
HW-6030	60 x 30 x 1 3/4"		87	260.13
HW-7230	72 x 30 x 1 3/4"		104	319.72

Bases Shown with Optional Maple Top.



H402-B Used In a Group



Mobile Shop Cabinets

- Drawer units and cabinets are heavy-duty all welded.
- Cabinets have one adjustable shelf.
- Flush mounted locks and drawer pulls.

Drawers have full extension drawer slides, rated at 125 lbs. per drawer. Heavy duty 14 gauge work surface with 3" back and end stops. Heavy duty 5" casters (2 rigid, 2 swivel with brakes). Powder coated finish. Standard color is Gray. FOB Shipping Point.

Product No.	Description	MOBILE SHOP CABINETS		Price Ea.
		Size W x D x H	Wt. (lbs.)	
H924-CC	2 Cabinets	29 x 22 x 34"	148	\$439.05
H924-CBF	1 Cabinet, 2-6" Drawers, 1-12" Drawer	29 x 22 x 34"	162	562.78
H924-BFB	4-6" Drawers, 2-12" Drawers	29 x 22 x 34"	178	686.51

Slope Top Wall Cabinet

- Space saving cabinet for industrial or office storage.
- Full height hinge doors.

Built for sturdy and durable storage. Equipped with 2 adjustable shelves and chrome plated locking handle. Shipped all welded set-up. Available in gray or champagne -- please specify. FOB Shipping Point.

H330-1224 Measures 24"W. x 12"D. x 30"H. (front) 33"H. (back). Wt. 49 (lbs.) Price Ea. \$216.18

H330-1236 Measures 36"W. x 12"D. x 30"H. (front) 33"H. (back). Wt. 63 (lbs.) Price Ea. \$231.16



EDSAL WORKBENCHES

Heavy-Duty Workbenches

- Durable steel construction for lasting use.
- Supports up to 4000 lbs.
- Available in four tops to fit your needs.
- Choice of flared fixed height legs or adjustable height legs.

These heavy-duty workbenches are suitable for every type of heavy duty work. With four tops and two leg styles to choose from they are sure to satisfy any job requirement. All workbenches include heavy duty stringer for extra stability and knock-outs in legs for electrical hook-ups. Durable gray powder coat finish.

Flared Leg Workbenches provide a rigid base and have wide feet with mounting holes allowing bench to be bolted to floor for a movement-free work area. These 34" high one-piece channel-formed legs are made of 16 gauge steel.

Adjustable Leg Workbenches accommodate standing or seated job requirements. Height easily adjusts from 29" to 33" on 1" increments. Top support and foot assembly are 14 gauge steel with 16 gauge ribbed legs. Punched foot holes allow easy bolting to floor. FOB Shipping Point.



Flared Leg Workbenches with Butcher Block Maple Top



Adjustable Leg Workbenches with Steel Top

HEAVY-DUTY WORKBENCHES FLARED LEG					ADJUSTABLE LEG		
Size W x D	Benchtop Description	Product No.	Wt. (lbs.)	Price Ea.	Product No.	Wt. (lbs.)	Price Ea.
60 x 30"	Butcher Block Maple Top	HM5331	181	\$407.61	H1009M	120	\$421.07
72 x 30"	Butcher Block Maple Top	HM5332	180	475.15	H1010M	137	488.61
72 x 36"	Butcher Block Maple Top	HM5333	208	548.84	H1011M	162	564.12
60 x 30"	Shop Top	HW5325	162	293.86	H1003W	102	307.34
72 x 30"	Shop Top	HW5326	181	328.79	H1004W	138	342.27
72 x 36"	Shop Top	HW5327	208	369.26	H1005W	162	384.55
60 x 30"	Laminate Top	HL5328	165	318.35	H1006L	124	331.82
72 x 30"	Laminate Top	HL5329	185	355.33	H1007L	142	368.78
72 x 36"	Laminate Top	HL5330	212	407.46	H1008L	166	422.73
60 x 30"	Steel Top	H5303	110	219.18	H1000S	103	232.63
72 x 30"	Steel Top	H5305	126	250.80	H1001S	118	264.27
72 x 36"	Steel Top	H5306	147	280.38	H1002S	128	295.70

Bench Tops

Butcher Block Maple Top:

Top Quality, kiln-dried hardwood maple laminated strips provide maximum shock absorption. Oil-rubbed natural finish. 1 1/8" thick.

Shop Top:

Versatile, oil-and moisture-resistant surface. Top and bottom are 3/8" super hard custom board, sanded and sealed. Core is 45 lb. density particle board. 1 1/2" thick.

Laminate Top:

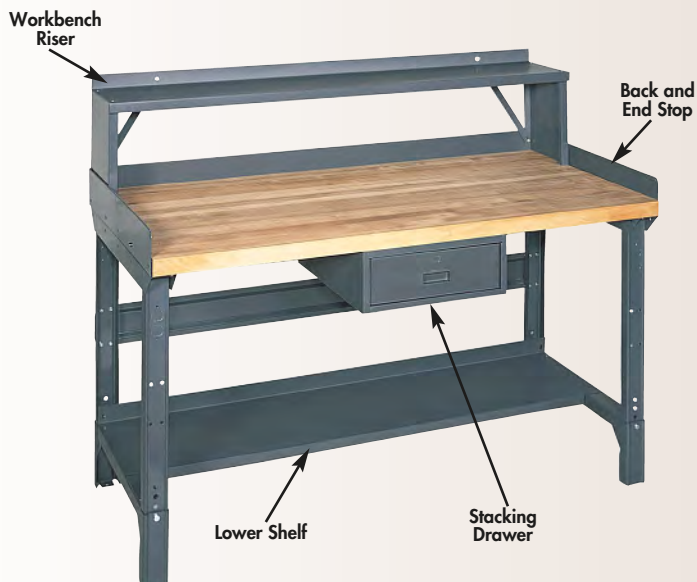
Non-conductive surface, ideal for electronic job applications. Melamine-laminated, gray scrim satin finish. 1 1/8" thick.

Steel Top:

Smooth surface will not crack or absorb oil. 12 gauge steel with gray powder coat finish. 1 1/8" thick.



Bench Tops



Workbench Accessories

- **Workbench Riser** provides extra shelf space and has 2" high back stop to keep items from falling off.
 - **Back and End Stops** are constructed of 16 gauge steel and extends 3" above top surface to keep items from falling off.
 - **Stackable Drawer** mounts to underside of bench top and can be double stacked to provide additional storage space.
 - **Lower Shelf** increases storage capacity and keeps items tucked away. Constructed of 16 gauge steel.
 - All accessories have gray durable powder coat finish.
- FOB Shipping Point.

WORKBENCH ACCESSORIES				
Product No.	Description	Size W x D x H	Wt. (lbs.)	Price Ea.
H5410	Workbench Riser	60 x 10 1/2 x 12"	18	\$71.59
H5411	Workbench Riser	72 x 10 1/2 x 12"	21	89.59
H5503	Back and End Stop	60 x 30 x 3"	12	41.35
H5505	Back and End Stop	72 x 30 x 3"	13	47.27
H5506	Back and End Stop	72 x 36 x 3"	14	50.78
HSD2014	Stackable Drawer	17 1/2 x 20 x 6 1/2"	15	92.89
H5602	Lower Shelf	60 x 15 x 2"	22	54.86
H5603	Lower Shelf	72 x 15 x 2"	27	63.65

WORKBENCHES & UTILITY STORAGE



Hallowell Heavy-Duty Adjustable Leg Workbenches

• Three styles of top surfaces to choose from, all 1 1/4" thick.

Hallowell Workbenches take our rugged durability to the workstation. Constructed of only the finest materials and represent the pinnacle in quality, strength, and stability, our industrial workbenches are designed to withstand the harshest work environments year-in and year-out. With the flexible selection of standard and cost-effective components, including side and back stops, risers, drawers and lower shelves, these highly efficient units insure maximum productivity in the workplace.

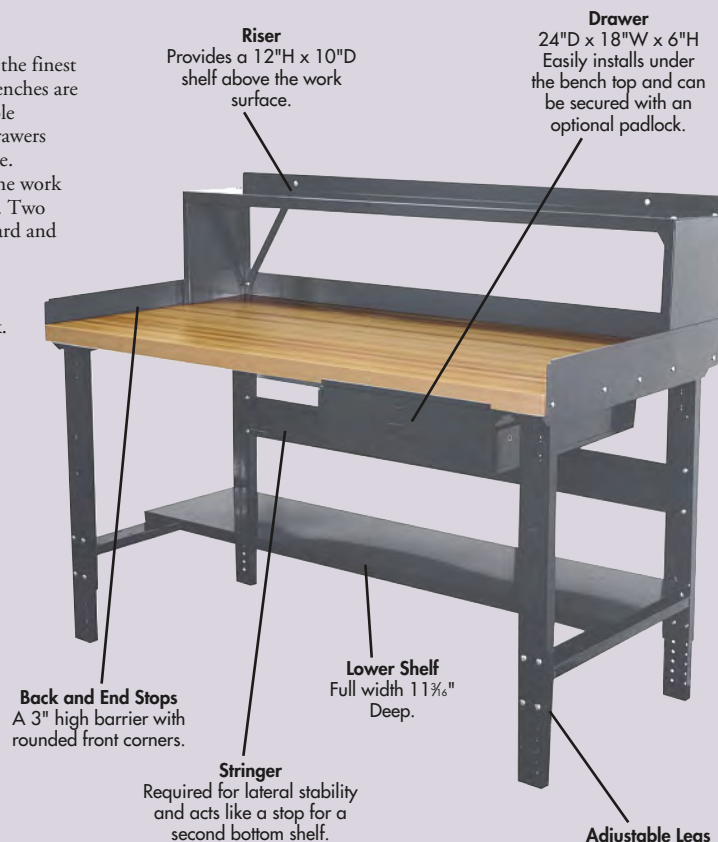
Choose from three styles of tops. **Steel Top** is made of heavy 12 ga. steel with no holes on the work surface, will withstand hard shop use for years. Will not crack, splinter, gouge, or absorb oil. Two end channels provided with each top. **Shop Top** is made of layered high density particle board and offers superior screw holding characteristics. The top and bottom layers are sealed to resist conventional spills. The nonconductive, splinter proof top is 30% harder than maple.

Laminated Top is made from thoroughly seasoned, kiln dried hardwood, face-glued to provide an extremely durable, attractive and long lasting work surface. All tops are 1 1/4" thick. All workbenches include legs, rear stringer and applicable Workbench Top.

FOB Shipping Point.

HALLOWELL HEAVY-DUTY ADJUSTABLE WORKBENCH				
Product No.	Size W x D x H	Workbench Top Type	Wt. (lbs.)	Price Ea.
HWB4830E	48 x 30 x 34"	Shop Top	123	\$243.00
HWB6030E	60 x 30 x 34"	Shop Top	145	284.81
HWB7230E	72 x 30 x 34"	Shop Top	170	325.12
HWB7236E	72 x 36 x 34"	Shop Top	200	383.32
HWB4830H	48 x 30 x 34"	Laminated Hardwood Top	123	338.25
HWB6030H	60 x 30 x 34"	Laminated Hardwood Top	145	403.88
HWB7230H	72 x 30 x 34"	Laminated Hardwood Top	170	481.60
HWB7236H	72 x 36 x 34"	Laminated Hardwood Top	200	571.11
HWB4830S	48 x 30 x 34"	Steel Top, 12 ga.	97	191.29
HWB6030S	60 x 30 x 34"	Steel Top, 12 ga.	113	220.17
HWB7230S	72 x 30 x 34"	Steel Top, 12 ga.	125	243.47
HWB7236S	72 x 36 x 34"	Steel Top, 12 ga.	146	285.35

HALLOWELL WORKBENCH ACCESSORIES				
Product No.	Size W x D x H	Description	Wt. (lbs.)	Price Ea.
HPWB-LS-48	48 x 10 x 1"	Lower Shelf	15	\$38.91
HPWB-LS-60	60 x 10 x 1"	Lower Shelf	19	49.77
HPWB-LS-72	72 x 10 x 1"	Lower Shelf	23	60.36
HWB-BD-1824	18 x 24 x 6"	Drawer Kit	20	62.67
HWB-BES-4830	48 x 30 x 6"	Back & End Stop Kit	15	20.55
HWB-BES-6030	60 x 30 x 6"	Back & End Stop Kit	19	25.68
HWB-BES-7230	72 x 30 x 3"	Back & End Stop Kit	22	28.71
HWB-BES-7236	72 x 36 x 3"	Back & End Stop Kit	25	30.36
HWB-BR-48	48 x 8 x 10 1/2"	Shelf Riser	13	53.60
HWB-BR-60	60 x 8 x 10 1/2"	Shelf Riser	14	62.69
HWB-BR-72	72 x 8 x 10 1/2"	Shelf Riser	17	72.65



Fort Knox Workbenches

Fort Knox Modular Utility Storage and Workbench System Modular components allow you to custom design your perfect workspace. Workbench Pedestals are available in three models. Workbench pedestals can be used stand-alone or as supports for workbench tops. These versatile all welded heavy duty modules are available in multiple sizes and configurations to meet your specific storage requirements. Choose from Rugged Steel, Laminated Hardwood and Composite Core Resin Board workbench tops. Each top is 1 1/4" thick.

Lower shelf designed to span between workbench pedestals. These shelves add additional storage below your work surface. Side and back Rail Kits provide edging to your workbench to prevent items from sliding or rolling off your work surface. Fort Knox Workbench components are production items.

Please call for lead times. FOB Shipping Point.

FORT KNOX WORKBENCHES				
Product No.	Size W x D x H	Description	Wt. (lbs.)	Price Ea.
HFKWP8432-1BR-HT	18 x 24 x 32"	Single Door Workbench Pedestal	72	\$787.32
HFKWP4432-1BR-HT	24 x 24 x 32"	Double Door Workbench Pedestal	91	874.79
HFKWP8432-3D-BR-HT	18 x 24 x 32"	3 Drawer Workbench Pedestal	112	962.27
HFKWP4432-3D-BR-HT	24 x 24 x 32"	3 Drawer Workbench Pedestal	139	1,069.20
HFKWP8432-6D-BR-HT	18 x 24 x 32"	6 Drawer Workbench Pedestal	141	1,049.75
HFKWP4432-6D-BR-HT	24 x 24 x 32"	6 Drawer Workbench Pedestal	175	1,166.39
HFKWT6024E	60 x 24 x 1 1/4"	Composite Workbench Shop Top	111	155.15
HFKWT7224E	72 x 24 x 1 1/4"	Composite Workbench Shop Top	134	185.08
HFKWT6024M	60 x 24 x 1 1/4"	Laminated Hardwood Workbench Top	111	250.39
HFKWT7224M	72 x 24 x 1 1/4"	Laminated Hardwood Workbench Top	134	310.27
HFKWT6024S	60 x 24 x 1 1/4"	Steel Workbench Top, 12 ga.	72	103.43
HFKWT7224S	72 x 24 x 1 1/4"	Steel Workbench Top, 12 ga.	86	119.76
HFKWPS24ME-HT	24 x 8 x 3 1/4"	Lower Shelf	5	24.31
HFKWPS30ME-HT	30 x 8 x 3 1/4"	Lower Shelf	6	30.63
HFKWPS36ME-HT	36 x 8 x 3 1/4"	Lower Shelf	8	36.45
HFKSBRK6024RR-HT	60 x 24 x 3"	Side and Back Rail Kit	10	62.21
HFKSBRK7224RR-HT	72 x 24 x 3"	Side and Back Rail Kit	11	73.88



WORKBENCHES & MOBILE WORK STATIONS



G Series Industrial Workbenches

- 16 ga. galvanized steel surface provides years of quality use.
- Only 2 tools required for assembly.
- Available in 6 different stocked sizes.

An economical alternative to many available workbenches and yet supports up to 3,000 lb. work loads. These units assemble in minutes using only a #2 driver bit and a 7/16" nut driver, and are rock solid once set up. Galvanized finish steel top and shelves will not chip or wear like most painted steel surfaces. Basic unit includes legs, aprons, stringer, top, and 12" deep lower shelf. Benches can be bolted to the floor and have optional leveling glides to accommodate uneven floors, or add optional 3" casters to make them mobile. 12" x 12" riser shelf is also available to add additional space for use above the work surface. 46" benches ship via UPS or FedEx. Durable powder coated framework available in Gray (-GY), Blue (-BL) and Black (-BK) -- please specify. FOB Shipping Point.



HGB24-BL
Shown with HLG4 Glides
& HGR14-BL Riser



HGB35-BK
Shown with
HC3BHR Casters



HGB36-GY

G SERIES INDUSTRIAL WORKBENCHES WITH 12" LOWER SHELF			
Product No.	Size D x W x H	Wt. (lbs.)	Price Ea.
HGB24	28 x 46 x 34"	95	\$278.14
HGB25	28 x 58 x 34"	115	315.86
HGB26	28 x 70 x 34"	135	348.86
HGB34	34 x 46 x 34"	115	297.00
HGB35	34 x 58 x 34"	135	334.71
HGB36	34 x 70 x 34"	155	372.43
RISER SHELF			
HGR14	12 x 46 x 12"	23	123.96
HGR15	12 x 58 x 12"	28	134.11
HGR16	12 x 70 x 12"	34	144.29

OPTIONAL LEG ACCESSORIES			
Product No.	Description	Wt. (lbs.)	Price Ea.
HLG4	Leveling Glides (4)	2	\$15.84
HC3BHR*	3" Casters w/Locks (4)	4	27.30

*Casters reduce the overall weight capacity to 500 lbs. and raises the height of the work surface to 38". Glides add 1" to overall height.

Mobile Work Stations

Mobile work stations roll smoothly on 8" casters (2 rigid, 2 swivel/locking) and feature a strong all-welded construction that will support up to 2,500 lbs. Available in an open 2-shelf or cabinet style (with or without an inside shelf), 48" or 60" lengths, and 1 1/2" thick wood composition or hard Maple butcher block top. Includes back and end splash to keep parts on the work surface. Steel Color options: Gray (-GY), Blue (-BL) and Black (-BK) -- please specify. Add an 18" pull out bin drawer to a unit and organize smaller parts in one of the twelve removable bins. FOB Shipping Point.

MOBILE WORK STATIONS				
2-SHELF MOBILE WORK STATIONS				
Product No.	Top Style	Size D x W x H	Wt. (lbs.)	Price Ea.
HMW2426	Wood Composition	30 x 48 x 36"	185	\$532.80
HMW2526	Wood Composition	30 x 60 x 36"	205	585.20
HMW2497	Maple Butcher Block	30 x 48 x 36"	190	595.90
HMW2597	Maple Butcher Block	30 x 60 x 36"	210	664.77
CABINET MOBILE WORK STATIONS W/O INSIDE SHELF				
HMWC2426	Wood Composition	30 x 48 x 36"	210	669.01
HMWC2526	Wood Composition	30 x 60 x 36"	225	729.50
HMWC2497	Maple Butcher Block	30 x 48 x 36"	215	732.11
HMWC2597	Maple Butcher Block	30 x 60 x 36"	230	809.07
CABINET MOBILE WORK STATIONS WITH INSIDE SHELF				
HMWS2426	Wood Composition	30 x 48 x 36"	235	729.49
HMWS2526	Wood Composition	30 x 60 x 36"	255	794.34
HMWS2497	Maple Butcher Block	30 x 48 x 36"	240	792.59
HMWS2597	Maple Butcher Block	30 x 60 x 36"	260	873.91

HBD18B 18" Bin Drawer includes 8-3 x 5 x 4" bins and 4-3 x 7 x 4" bins, yellow in color. Bin Drawer steel color options: Gray (-GY), Blue (-BL), and Black (-BK) -- please specify. Size 20"D. x 18"W. x 4"H., Wt. 20 (lbs.) Price Ea. \$138.29




HMWC2597-BL



HMW2426-BK



HMWS2426-GY
Shown with
HBD18B-GY Bin Drawer



HBD18B-GY

INDUSTRIAL WORKBENCHES & ACCESSORIES



Packing Bench

Order a fully accessorized bench as shown.

COMPLETE PACKING BENCHES					
Product No.	Size D x L	Bench Top	Wt. (lbs.)	Price Ea.	
HPB3053165	30 x 60"	Plastic SE	438	\$1,169.60	
HPB3053197	30 x 60"	Maple	440	1,217.50	
HPB3063165	30 x 72"	Plastic SE	492	1,245.21	
HPB3063197	30 x 72"	Maple	495	1,310.51	

Start with a Basic Bench with Plastic SE or Maple top and add the individual components as needed.

BASIC BENCHES					
Product No.	Size D x L	Bench Top	Wt. (lbs.)	Price Ea.	
HDSB3053165	30 x 60"	Plastic SE	147	\$323.67	
HDSB3053197	30 x 60"	Maple	149	371.57	
HDSB3063165	30 x 72"	Plastic SE	163	350.16	
HDSB3063197	30 x 72"	Maple	166	415.46	

PACKING BENCH COMPONENTS					
Product No.	Description	Wt. (lbs.)	Price Ea.		
HUCS5	60" Underbench Carton Storage	70	\$175.40		
HUCS6	72" Underbench Carton Storage	78	194.99		
HTS5	60" Underbench Tissue Shelf	44	132.29		
HTS6	72" Underbench Tissue Shelf	52	143.37		
HDSAG4	Height Adjusters 31-37" (set of 4)	8	41.66		
HOLF5	60" Overhead Light Frame	48	113.53		
HOLF6	72" Overhead Light Frame	49	116.60		
HBR5	60" Bin Rail*	16	33.26		
HBR6	72" Bin Rail*	18	34.59		
HPS4	4-Outlet Power Strip, 15 amp**	5	59.46		
HACS5	60" Adj. Catalog Shelf*	22	75.00		
HACS6	72" Adj. Catalog Shelf*	24	81.24		
HOC55	60" Overhead Carton Storage*	62	130.66		
HOC56	72" Overhead Carton Storage*	79	139.17		
HSL4-LED	48" LED Shop Light w/Cord	16	96.99		

*Requires one Overhead Light Frame
**Requires one Bin Rail



Basic Bench Accessorized with Packing Bench Components and Plastic SE Top

- Enamel Finish available in Beige, Black, Blue, Gray and Red--please specify.
- Laminates available in White, Almond, Black and Gray--please specify.
- All products are made to order -- Please allow a 10-14 day lead time from order to shipment.
- No minimum purchase requirements.

Heavy-Duty Tubular Framework Double Stringer Work Benches

- 1 1/2" square tubular 18 gauge steel welded frame is built for durability.
- Enamel Finish available in Beige, Black, Blue, Gray and Red - please specify.

Double stringer design provides a superior understructure to roll-formed parts. Assembles quickly and easily with basic hardware. Basic bench includes legs, stringers, leveling glides, and bench top. Fully accessorized bench includes 6" height adjustment, casters, lower shelf, drawer, 12" riser supports, matching riser shelf, back and end stops for bench, back and end stops for riser and 4 outlet power strip. All parts can be ordered separately to meet individual requirements. Contact dealer for specific pricing. FOB Shipping Point.

Standard colors for the Plastic SE tops are Almond, Gray, White and Black - please specify. Also available in other colors - call dealer for more information.



Basic Bench with Maple Top

31" FIXED HEIGHT BASIC BENCHES												
WOOD COMP TOP				PLASTIC SE TOP			STEEL TOP			MAPLE TOP		
Size W x D	Product No.	Wt. (lbs.)	Price Ea.	Product No.	Wt. (lbs.)	Price Ea.	Product No.	Wt. (lbs.)	Price Ea.	Product No.	Wt. (lbs.)	Price Ea.
48 x 30"	HDSB3043126	133	\$268.64	HDSB3043165	131	\$286.03	HDSB3043117	123	\$310.70	HDSB3043197	132	\$331.74
60 x 30"	HDSB3053126	150	292.00	HDSB3053165	147	323.67	HDSB3053117	138	332.16	HDSB3053197	149	371.57
72 x 30"	HDSB3063126	168	312.66	HDSB3063165	163	350.16	HDSB3063117	153	353.84	HDSB3063197	166	415.46
48 x 36"	HDSB3643126	149	299.06	HDSB3643165	147	323.00	HDSB3643117	135	342.80	HDSB3643197	148	379.24
60 x 36"	HDSB3653126	169	323.10	HDSB3653165	166	358.97	HDSB3653117	154	370.57	HDSB3653197	168	422.64
72 x 36"	HDSB3663126	190	353.87	HDSB3663165	185	393.80	HDSB3663117	172	400.57	HDSB3663197	188	473.60

31-37" ADJUSTABLE HEIGHT FULLY ACCESSORIZED BENCHES												
Size W x D	Product No.	Wt. (lbs.)	Price Ea.	Product No.	Wt. (lbs.)	Price Ea.	Product No.	Wt. (lbs.)	Price Ea.	Product No.	Wt. (lbs.)	Price Ea.
48 x 30"	HDSC3043126	221	\$782.90	HDSC3043165	218	\$841.20	HDSC3043117	197	\$787.53	HDSC3043197	219	\$905.00
60 x 30"	HDSC3053126	253	827.20	HDSC3053165	248	911.99	HDSC3053117	223	827.51	HDSC3053197	251	997.77
72 x 30"	HDSC3063126	287	867.06	HDSC3063165	278	967.96	HDSC3063117	249	867.01	HDSC3063197	283	1,091.00
48 x 36"	HDSC3643126	237	815.81	HDSC3643165	234	880.67	HDSC3643117	229	822.13	HDSC3643197	235	955.00
60 x 36"	HDSC3653126	272	860.79	HDSC3653165	267	949.77	HDSC3653117	239	868.41	HDSC3653197	270	1,051.33
72 x 36"	HDSC3663126	309	910.77	HDSC3663165	300	1,014.10	HDSC3663117	268	915.86	HDSC3663197	305	1,151.64



Fully Accessorized Mobile Bench with Wood Comp Top

Industrial Bench Tops

- Three worksurface selections suitable for most industrial applications.
- Other styles and sizes are available.
- FOB Shipping Point.



Maple

1 1/2" Butcher block rock-hard edge glued strips provide strength and durability.

Excellent in tool shops. Durakryl finish repels most solvents.



Wood Comp

1 1/2" Super-Hard high density particle board top and bottom,

sealed to resist conventional liquids. Core is 45 lb. p.b. with traditional hardwood bands on all sides.



Plastic SE

1 1/2" thick high-pressure laminate work surface. 45 lb. particle board core with hpl top and edging. Paper backer sheet on bottom. Standard


colors for the Plastic SE tops are Almond, Gray, White and Black - please specify. Also available in other colors - call dealer for more information.

INDUSTRIAL BENCH TOPS												
Size W x L	Wood Comp.-Series 26			Plastic SE-Series 65			Maple-Series 97			Price Ea.		
	Product No.	Wt. (lbs.)	Price Ea.	Product No.	Wt. (lbs.)	Price Ea.	Product No.	Wt. (lbs.)	Price Ea.			
30 x 48"	H26304	70	\$119.27	H65304	70	\$136.66	H97304	70	\$182.37			
30 x 60"	H26305	88	139.99	H65305	88	171.66	H97305	88	219.56			
30 x 72"	H26306	105	157.49	H65306	105	194.99	H97306	105	260.29			
30 x 96"	H26308	140	219.97	H65308	140	261.66	H97308	140	347.06			
36 x 48"	H26364	84	139.37	H65364	84	163.31	H97364	84	219.56			
36 x 60"	H26365	105	160.77	H65365	105	196.64	H97365	105	260.31			
36 x 72"	H26366	126	188.39	H65366	126	228.31	H97366	126	308.11			
36 x 96"	H26368	168	251.71	H65368	168	298.31	H97368	168	416.11			

Security Computer Workstation

All-welded computer workstation features lower cabinet with locking doors, slide-out keyboard tray with mouse area and locking pull-down hood. Protects sensitive equipment from tampering and dust. Includes a 15-amp power strip/surge protection and internal fan to dissipate heat accumulation. Available in Beige, Blue, Black or Gray - please specify. FOB Shipping Point.

HSUCD Wt. 195 (lbs.) Price Ea. \$1,001.47



SHOP STANDS & CABINETS



Shop Stands

• Ships 100% ready-to-use.

3000 lb. capacity shop stands feature heavy-duty welded frames of 1½" 18 ga, tubular steel and a choice of industrial quality bench tops. Choose from 3 styles - Standard (HSS), 2 Shelf (HS2) or Drawer & Shelf (HSD) units. Each stand includes dual purpose floor pads that allow it to be secured permanently in place and inserts that will accept casters (sold separately). Steel color options: Beige, Black, Blue, Gray, and Red. 1¼" thick top choices are Wood Comp, Plastic SE and Maple. Laminate options: Almond, Gray, Black and White. Shop stands are available in 2 sizes and 3 heights. Custom sizes are available -- contact dealer for details. Make the stands mobile by adding a set of four 4" casters (2 swivel, 2 swivel/locking) which will mount on any model of shop stand. Casters will add 5¼" of overall height to the stand and reduce weight capacity to 1000 lbs. FOB Shipping Point.




Model HSS with Maple Top and Casters

Add SPACE and STORAGE in the shop at a LOW COST



Model HS2 with Wood Comp Top



Model HSD with Plastic SE Top

SHOP STANDS										
WOOD COMP			PLASTIC SE				MAPLE			
Size W x D x H	Product No.	Wt. (lbs.)	Price Ea.	Product No.	Wt. (lbs.)	Price Ea.	Product No.	Wt. (lbs.)	Price Ea.	Product No.
STANDARD (HSS) MODEL										
18 x 24 x 24"	HSS12A90	46	\$160.97	HSS12A60	46	\$166.67	HSS12A94	46	\$180.00	
18 x 24 x 30"	HSS12B90	52	164.30	HSS12B60	52	170.00	HSS12B94	52	183.33	
18 x 24 x 36"	HSS12C90	58	167.63	HSS12C60	58	173.33	HSS12C94	58	186.66	
24 x 36 x 24"	HSS23A90	73	190.40	HSS23A60	73	196.99	HSS23A94	73	224.97	
24 x 36 x 30"	HSS23B90	79	194.07	HSS23B60	79	200.66	HSS23B94	79	228.64	
24 x 36 x 36"	HSS23C90	85	199.57	HSS23C60	85	206.16	HSS23C94	85	234.14	
2-SHELF (HS2) MODEL										
18 x 24 x 24"	HS212A90	58	\$180.96	HS212A60	58	\$186.66	HS212A94	58	\$199.99	
18 x 24 x 30"	HS212B90	64	185.96	HS212B60	64	191.66	HS212B94	64	204.99	
18 x 24 x 36"	HS212C90	70	192.63	HS212C60	70	198.33	HS212C94	70	211.66	
24 x 36 x 24"	HS223A90	95	245.41	HS223A60	95	252.00	HS223A94	95	279.99	
24 x 36 x 30"	HS223B90	101	250.40	HS223B60	101	256.99	HS223B94	101	284.97	
24 x 36 x 36"	HS223C90	107	255.40	HS223C60	107	261.99	HS223C94	107	289.97	
DRAWER & SHELF (HSD) MODEL										
18 x 24 x 24"	HSD12A90	57	\$220.96	HSD12A60	57	\$226.66	HSD12A94	57	\$239.99	
18 x 24 x 30"	HSD12B90	63	225.13	HSD12B60	63	230.83	HSD12B94	63	244.16	
18 x 24 x 36"	HSD12C90	69	228.87	HSD12C60	69	234.57	HSD12C94	69	247.90	
24 x 36 x 24"	HSD23A90	92	293.87	HSD23A60	92	300.46	HSD23A94	92	328.43	
24 x 36 x 30"	HSD23B90	98	298.14	HSD23B60	98	304.73	HSD23B94	98	332.71	
24 x 36 x 36"	HSD23C90	104	301.87	HSD23C60	104	308.46	HSD23C94	104	336.44	

HC4GNM Casters, 4 x 1¼", Gray Wt: 7 (lbs.) Price per set of 4 \$63.31

Cabinet Style Workbenches

• All-welded with 1" square tube 18 ga. framework and sheet metal panels.

Versatile and durable Cabinet Workbenches are ideal for tool shops, production and warehouse area or general office environments. All doors have locking handles, keyed alike. Adjustable 16 ga. steel interior shelves. Drawers are full-extension, 100 lb. capacity and are arranged horizontally and vertically. Cabinets are 30"D x 34"H and 60", 72" or 96" long. Cabinets ship fully assembled. Add optional accessories and have a complete workstation (optional accessories ship separately, assembly required). Overhead components are individually keyed and separated inside. Steel color options: Beige, Black, Blue, Gray, and Red--please specify. Bench top options: 1¼" Wood Comp, 1¼" Plastic TM, and 1¼" Maple. Standard laminate options: Almond, Black, White, and Gray--please specify. FOB Shipping Point.



HC53H97 Fully Accessorized

CABINET STYLE WORKBENCHES										
Size D x H x L	Cabinet Style	Product No.	Wt. (lbs.)	Price Ea.	Product No.	Wt. (lbs.)	Price Ea.	Product No.	Wt. (lbs.)	Price Ea.
WOOD COMP										
30 x 34 x 60"	Basic Unit, No Drawers	HC5D226	330	\$823.24	HC5D250	306	\$828.09	HC5D297	320	\$902.81
30 x 34 x 60"	3 Horizontal Drawers	HC53H26	353	950.87	HC53H50	329	955.71	HC53H97	343	1,030.44
30 x 34 x 60"	4 Vertical Drawers	HC54V26	364	1,033.56	HC54V50	340	1,038.40	HC54V97	354	1,113.13
PLASTIC TM										
30 x 34 x 72"	Basic Unit, No Drawers	HC6D326	358	929.09	HC6D350	328	928.26	HC6D397	346	1,031.89
30 x 34 x 72"	4 Horizontal Drawers	HC64H26	402	1,113.34	HC64H50	372	1,112.51	HC64H97	390	1,216.14
30 x 34 x 72"	4 Vertical Drawers	HC64V26	402	1,069.97	HC64V50	372	1,069.14	HC64V97	390	1,172.77
MAPLE										
30 x 34 x 96"	Basic Unit, No Drawers	HC8D326	403	1,061.56	HC8D350	373	1,054.79	HC8D397	388	1,331.50
30 x 34 x 96"	6 Horizontal Drawers	HC86H26	469	1,339.23	HC86H50	439	1,332.46	HC86H97	454	1,466.31
30 x 34 x 96"	8 Vertical Drawers	HC88V26	490	1,454.46	HC88V50	460	1,447.69	HC88V97	475	1,581.54

OPTIONAL OVERHEAD ACCESSORIES			
Product No.	Description	Wt. (lbs.)	Price Ea.
HOLF5	60" Overhead Light Frame	48	\$113.53
HOLF6	72" Overhead Light Frame	49	116.60
HBR5	60" Bin Rail*	16	32.26
HBR6	72" Bin Rail*	18	34.59
HPS4	4-Outlet Power Strip, 15 amp**	5	59.46
HPEG245	60" Pegboard, ¼" Holes*	18	67.29
HPEG246	72" Pegboard, ¼" Holes*	22	76.67
HPBS28	9 x 28" Pegboard Shelf***	7	40.30
HLOK145	60" Overhead Locker, 3 door, 14 x 14**	65	265.04
HLOK146	72" Overhead Locker, 4 door, 14 x 14**	87	315.54
HSL4-LED	48" LED Shop Light w/Cord	16	96.99

*Requires one Overhead Light Frame
**Requires one Bin Rail
***Requires Pegboard



HC8D326



HC6D24V50

CABINET WORK BENCHES

Pucel
Enterprises, Inc.



COLOR CHART
13 Colors available at NO additional cost.

Gray	Dark Green
Vista Green	Dark Brown
Beige	Dark Blue
Light Blue	Orange
Red	Putty
Black	White
Yellow	

Delivery is not affected by color choice.

Custom Colors... available at additional cost.

Custom Design... All items can be modified to suit your needs. Call for information.

Cabinet Work Benches

• **Customizable work bench to fit your needs.**
Sliding doors are factory installed and equipped with cylinder lock and 2 keys. Shelves are adjustable on 4" centers. Optional high pressure laminate or composition top, side and back stops, bench risers and extra shelves available -- contact dealer for pricing. FOB Shipping Point.

Shown with Wood Top



Basic with Door & Shelf



Basic with Door



Basic with Shelf



Basic

CABINET WORK BENCHES													
Size D x W	Top	Basic			Basic With Shelf			Basic with Door and Shelf			Basic With Door		
		Product No.	Wt. (lbs.)	Price Ea.	Product No.	Wt. (lbs.)	Price Ea.	Product No.	Wt. (lbs.)	Price Ea.	Product No.	Wt. (lbs.)	Price Ea.
28 x 60"	Steel	HCS-2860	204	\$557.56	HCS-2860-S	239	\$644.88	HCS-2860-SD	283	\$749.68	HCS-2860-D	248	\$662.37
28 x 72"	Steel	HCS-2872	234	638.52	HCS-2872-S	274	734.70	HCS-2872-SD	326	856.73	HCS-2872-D	286	760.54
30 x 60"	Wood	HCW-3060	220	725.49	HCW-3060-S	255	812.81	HCW-3060-SD	300	917.87	HCW-3060-D	264	830.29
30 x 72"	Wood	HCW-3072	254	840.24	HCW-3072-S	295	936.70	HCW-3072-SD	346	1,058.45	HCW-3072-D	306	962.26

Cabinet Drawer Work Bench

• **Provides a large working space with large storage area.**
There are three 1421-1 drawers mounted side by side with cylinder locks. Cabinet features two doors, a keyed handle and one centered fixed shelf. Comes with 1 1/2" thick hardwood top. Optional steel, composition or laminate top, side and backstops available -- contact dealer for pricing. FOB Shipping Point.



Drawer Base Work Bench

• **Features 16 drawers for maximum storage.**
Drawers are furnished with a padlock loop for security. All drawers are equipped with full extension ball bearing steel slides for smooth operation and durability. There is a 14" x 8" tray to hold small items and keep them within easy reach. Optional hardwood, steel, composition or laminate top, and cylinder locks available -- contact dealer for pricing. FOB Shipping Point.



CABINET DRAWER WORK BENCH				
Product No.	Size D x W	Top	Wt. (lbs.)	Price Ea.
HW-3060-CD	30 x 60"	Wood	310	\$1,114.42

DRAWER BASE WORK BENCH				
Product No.	Size D x W	Top	Wt. (lbs.)	Price Ea.
HDBU-3072-W	30 x 72"	Wood	565	\$1,650.20

Cabinet and Drawer Work Benches

• **Four drawer and door units can be ordered in any combination to form an overall base.**
Drawer units are designed with 20 gauge steel on full extension ball bearing steel slides. Each is equipped with a padlock loop and small parts tray. Door cabinets include keyed handle and adjustable shelf. HFDB series contain 1 file drawer and 2 box drawers on each pedestal. All units are 34" overall height with No. 6 base. Optional high pressure laminate, or composition top, side and back stops, cylinder locks, risers and extra shelves available -- contact dealer for pricing. FOB Shipping Point.

Shown with Wood Top



HCDB Series



HCB Series

HFDB Series

HDB Series

CABINET WORK BENCHES													
Size D x W	Top	With Drawer and Door Cabinets			With Door Cabinets			With Drawer Cabinets			With File and Drawer Cabinets		
		Product No.	Wt. (lbs.)	Price Ea.	Product No.	Wt. (lbs.)	Price Ea.	Product No.	Wt. (lbs.)	Price Ea.	Product No.	Wt. (lbs.)	Price Ea.
28 x 60"	Steel	HCDB-2860-S	240	\$709.35	HCB-2860-S	205	\$543.97	HDB-2860-S	300	\$881.35	HFDB-2860-S	300	\$866.23
28 x 72"	Steel	HCDB-2872-S	275	743.79	HCB-2872-S	230	575.77	HDB-2872-S	320	911.82	HFDB-2872-S	320	896.71
30 x 60"	Wood	HCDB-3060-W	245	855.49	HCB-3060-W	210	690.11	HDB-3060-W	305	1,027.48	HFDB-3060-W	305	1,012.37
30 x 72"	Wood	HCDB-3072-W	280	922.66	HCB-3072-W	235	754.64	HDB-3072-W	325	1,090.69	HFDB-3072-W	325	1,075.58

ALL-WELDED WORKBENCHES



All-Welded Workbenches

All-welded units ship set up and ready for immediate use. Half depth lower shelf has lip at rear. Open base models have centered angle iron cross braces, allowing leg room on both sides. Durable powder coat finish. FOB Shipping Point.

Optional Locking Drawer

-DR Measures 13"W. x 17"D. x 4½"H. Wt. 15 (lbs.) Price Ea. \$116.42

STEEL TOP

12 gauge steel tops are double reinforced for exceptional strength and rigidity.

36" FIXED HEIGHT BENCHES							
WITH LOWER SHELF				WITH OPEN BASE			
Size D x W	Cap. (lbs.)	Product No.	Wt. (lbs.)	Price Ea.	Product No.	Wt. (lbs.)	Price Ea.
24 x 48"	5000	HWST2-2448-36	109	\$250.75	HWST1-2448-36	87	\$240.00
30 x 48"	5000	HWST2-3048-36	124	277.61	HWST1-3048-36	98	259.70
30 x 60"	4500	HWST2-3060-36	183	302.69	HWST1-3060-36	151	279.40
30 x 72"	4000	HWST2-3072-36	216	360.00	HWST1-3072-36	172	325.97
36 x 60"	4500	HWST2-3660-36	204	349.25	HWST1-3660-36	166	308.06
36 x 72"	4000	HWST2-3672-36	231	386.87	HWST1-3672-36	187	336.72
36 x 84"	3000	HWST2-3684-36	254	438.81	HWST1-3684-36	207	392.24

ADJUSTABLE HEIGHT BENCHES - 27" TO 41" IN 2" INCREMENTS							
WITH LOWER SHELF				WITH OPEN BASE			
Size D x W	Cap. (lbs.)	Product No.	Wt. (lbs.)	Price Ea.	Product No.	Wt. (lbs.)	Price Ea.
24 x 48"	5000	HWST2-2448-AH	111	\$304.48	HWST1-2448-AH	89	\$293.73
30 x 48"	5000	HWST2-3048-AH	126	331.34	HWST1-3048-AH	100	313.43
30 x 60"	4500	HWST2-3060-AH	185	356.42	HWST1-3060-AH	153	333.13
30 x 72"	4000	HWST2-3072-AH	218	413.73	HWST1-3072-AH	174	379.70
36 x 60"	4500	HWST2-3660-AH	206	402.99	HWST1-3660-AH	168	361.79
36 x 72"	4000	HWST2-3672-AH	233	440.60	HWST1-3672-AH	189	390.45
36 x 84"	3000	HWST2-3684-AH	256	492.54	HWST1-3684-AH	209	445.97



HWST2-3060-AH
Steel Top Adjustable Height Model
With Lower Shelf



HWST1-3060-36-DR
Steel Top Fixed Height Model
With Open Base
Shown with -DR Drawer



HWSJ2-3060-AH-DR
Butcher Block Top
Adjustable Height Model
With -DR Drawer

BUTCHER BLOCK TOPS

Premium 1½" hardwood is sanded and varnished for a smooth, durable work surface.

ADJUSTABLE HEIGHT BENCHES							
FIXED HEIGHT 37½"				ADJUSTABLE HEIGHT 28½" TO 42½"			
Size D x W	Product No.	Wt. (lbs.)	Price Ea.	Product No.	Wt. (lbs.)	Price Ea.	Product No.
24 x 48"	HWSJ2-2448-36	125	\$429.85	HWSJ2-2448-AH	123	\$474.63	HWSJ2-2448-36
30 x 48"	HWSJ2-3048-36	141	501.49	HWSJ2-3048-AH	141	546.27	HWSJ2-3048-36
30 x 60"	HWSJ2-3060-36	199	617.91	HWSJ2-3060-AH	203	662.69	HWSJ2-3060-36
30 x 72"	HWSJ2-3072-36	224	716.42	HWSJ2-3072-AH	229	761.19	HWSJ2-3072-36
36 x 72"	HWSJ2-3672-36	223	823.88	HWSJ2-3672-AH	223	868.66	HWSJ2-3672-36

All-Welded Steel Workbenches with Hardboard Top

Premium ¾" hardboard surface over 12 gauge steel top. FOB Shipping Point.

ALL-WELDED STEEL WORKBENCHES WITH HARDBOARD TOP							
36" FIXED HEIGHT BENCHES				WITH OPEN BASE			
Size D x W	Cap. (lbs.)	Product No.	Wt. (lbs.)	Price Ea.	Product No.	Wt. (lbs.)	Price Ea.
24 x 48"	5000	HWSH2-2448-36	116	\$297.04	HWSH1-2448-36	94	\$277.88
30 x 48"	5000	HWSH2-3048-36	132	321.96	HWSH1-3048-36	106	298.96
30 x 60"	4500	HWSH2-3060-36	186	408.20	HWSH1-3060-36	147	366.04
36 x 72"	4000	HWSH2-3672-36	216	459.94	HWSH1-3672-36	172	402.45
36 x 84"	3000	HWSH2-3684-36	244	515.52	HWSH1-3684-36	197	469.52

ADJUSTABLE HEIGHT BENCHES - 27" TO 41" IN 2" INCREMENTS							
WITH LOWER SHELF				WITH OPEN BASE			
Size D x W	Cap. (lbs.)	Product No.	Wt. (lbs.)	Price Ea.	Product No.	Wt. (lbs.)	Price Ea.
24 x 48"	5000	HWSH2-2448-AH	118	\$342.09	HWSH1-2448-AH	96	\$322.39
30 x 48"	5000	HWSH2-3048-AH	134	367.16	HWSH1-3048-AH	108	343.88
30 x 60"	4500	HWSH2-3060-AH	188	453.13	HWSH1-3060-AH	149	410.15
36 x 72"	4000	HWSH2-3672-AH	218	505.07	HWSH1-3672-AH	174	447.76
36 x 84"	3000	HWSH2-3684-AH	246	560.60	HWSH1-3684-AH	199	514.03



HWSH1-2448-36



HWSH2-2448-AH

All-Welded Steel Workbenches with Back & End Stops

12 gauge steel top with 1½" raised stops on back and both ends to contain parts and components. FOB Shipping Point.

ALL-WELDED STEEL WORKBENCHES WITH BACK & END STOPS							
FIXED HEIGHT 36" TOP HEIGHT				ADJUSTABLE HEIGHT TOP HEIGHT ADJUSTABLE FROM 27" - 41" IN 2" INCREMENTS			
Size D x W	Cap. (lbs.)	Product No.	Wt. (lbs.)	Price Ea.	Product No.	Wt. (lbs.)	Price Ea.
24 x 48"	5000	HWSL2-2448-36	114	\$270.45	HWSL2-2448-AH	116	\$324.18
24 x 60"	4500	HWSL2-2460-36	146	299.10	HWSL2-2460-AH	148	352.84
30 x 48"	5000	HWSL2-3048-36	134	299.10	HWSL2-3048-AH	136	352.84
30 x 60"	4500	HWSL2-3060-36	164	325.07	HWSL2-3060-AH	166	378.81
30 x 72"	4000	HWSL2-3072-36	198	385.97	HWSL2-3072-AH	200	439.70
36 x 60"	4500	HWSL2-3660-36	187	373.43	HWSL2-3660-AH	189	427.16
36 x 72"	4000	HWSL2-3672-36	215	413.73	HWSL2-3672-AH	217	467.46
36 x 84"	3000	HWSL2-3684-36	239	468.36	HWSL2-3684-AH	240	522.09



HWSL2-2448-36

HEAVY DUTY ALL-WELDED WORKBENCHES & CABINETS



All-Welded Extra Heavy Duty Workbenches

- Stationary models have a rugged 10,000 lb. capacity.
- Mobile models have a 5,000 lb. capacity.

Extra strong 7 gauge (0.180 inch) reinforced steel top with rounded "comfort edges". Stationary models can support up to 10,000 lbs. Mobile models have a 5,000 lbs. capacity. Heavy 2" x 2" angle legs are 1/2" thick with welded 7 gauge gussets. Stationary models have 3" x 3" footpads with anchor holes. Mobile units feature 8" phenolic casters - 2 rigid, 2 swivel with floor lock. 12 gauge lower shelf for added storage. Fixed height units are 36"H. Adjustable height units adjust from 28" to 37" on 1" centers. Powder coated finish. FOB Shipping Point.

Optional Heavy Duty Drawer

-HD Measures 26"W. x 20"D. x 6". Center mount w/Padlock Hasp. Wt. 36 (lbs.) Price Ea. \$179.10



HWW-3048



Adjustable Height with Optional Drawer -HD Drawer



HWW3060-HD-8PHFL
Shown with Optional Drawer



HWW3060-8PHFL
Mobile Models Have Floor Locks

10,000 lb. CAPACITY STATIONARY WELDED WORKBENCH						
FIXED HEIGHT WORKBENCH				ADJUSTABLE HEIGHT WORKBENCH		
Size D x W	Product No.	Wt. (lbs.)	Price Ea.	Product No.	Wt. (lbs.)	Price Ea.
30 x 48"	HWW-3048	187	\$404.78	HWW-3048-ADJ	212	\$521.19
30 x 60"	HWW-3060	220	474.63	HWW-3060-ADJ	245	591.04
30 x 72"	HWW-3072	263	539.10	HWW-3072-ADJ	288	655.52
36 x 60"	HWW-3660	250	501.49	HWW-3660-ADJ	275	617.91
36 x 72"	HWW-3672	287	548.06	HWW-3672-ADJ	312	664.48
42 x 84"	HWW-4284	421	746.87	HWW-4284-ADJ	446	863.28

MOBILE MODELS - 2 SWIVEL 2 RIGID PHENOLIC CASTERS AND FLOOR LOCK 8" CASTERS, 36"H, 5000 LB. CAPACITY			
Size D x W	Product No.	Wt. (lbs.)	Price Ea.
30 x 48"	HWW3048-8PHFL	276	\$616.12
30 x 60"	HWW3060-8PHFL	308	685.97
36 x 72"	HWW3672-8PHFL	379	777.31
42 x 84"	HWW4284-8PHFL	516	985.07

15,000 lbs. Capacity Workbenches

These all-welded, extra heavy-duty workbenches are designed for heavy-duty uses. The workbench top is 7 gauge steel and is supported by a frame of 3" x 1 1/2" structural C channel. The legs are constructed from the 3" C channel and are welded to the top with 7 gauge gussets. 12 gauge lower shelf is 22" deep and holds 500 lbs. Foot pads with 3/8" diameter anchor holes. Clearance below the lower shelf is 5 1/2" to allow fork access. Top height is 34". Gray powder coated finish. FOB Shipping Point.



HWX-4284-34

15,000 LBS. CAPACITY WORKBENCHES			
Product No.	Size D x W	Wt. (lbs.)	Price Ea.
HWX-3660-34	36 x 60"	348	\$678.81
HWX-3672-34	36 x 72"	396	751.34
HWX-4284-34	42 x 84"	532	945.67

All-Welded Cabinet Workbenches - Heavy-Duty

This heavy-duty cabinet workbench features a reinforced 7 gauge steel top with edges formed to a comfortable radius. Legs are 2" x 2" x 1/2" angle. Doors and enclosure are 12 gauge with a keyed locking handle and 3-point locking mechanism for added security. Also available with 250 lbs. capacity drawer which measures 26"W x 20"D x 6"H, has heavy-duty rollers, a padlock hasp and full-width recessed handle. This heavy-duty cabinet workbench is available in both a stationary and mobile version. FOB Shipping Point.



HWWC-3072-2HD

STATIONARY MODELS: 34" TOP HEIGHT, FOOTPADS WITH LAG HOLES, 10,000 LBS. CAPACITY									
CABINET ONLY				CABINET w/1 DRAWER			CABINET w/2 DRAWERS		
Size D x W	Product No.	Wt. (lbs.)	Price Ea.	Product No.	Wt. (lbs.)	Price Ea.	Product No.	Wt. (lbs.)	Price Ea.
30 x 48"	HWWC-3048	318	\$828.36	HWWC-3048-HD	357	\$1,007.46	-	-	-
30 x 60"	HWWC-3060	371	893.73	HWWC-3060-HD	410	1,072.84	-	-	-
30 x 72"	HWWC-3072	430	958.21	HWWC-3072-HD	469	1,137.31	HWWC-3072-2HD	508	\$1,316.42
36 x 72"	HWWC-3672	476	1,074.63	HWWC-3672-HD	515	1,253.73	HWWC-3672-2HD	554	1,432.84

MOBILE MODELS: 37 1/2" TOP HEIGHT, 3,600 LBS. CAPACITY, 6" PHENOLIC CASTERS WITH FLOOR LOCK									
CABINET ONLY				CABINET w/1 DRAWER			CABINET w/2 DRAWERS		
Size D x W	Product No.	Wt. (lbs.)	Price Ea.	Product No.	Wt. (lbs.)	Price Ea.	Product No.	Wt. (lbs.)	Price Ea.
30 x 48"	HWWC-3048-6PHFL	362	\$1,025.37	HWWC3048-HD6PHFL	401	\$1,204.48	-	-	-
30 x 60"	HWWC-3060-6PHFL	415	1,090.75	HWWC3060-HD6PHFL	454	1,269.85	-	-	-
30 x 72"	HWWC-3072-6PHFL	474	1,155.22	HWWC3072-HD6PHFL	513	1,334.33	HWWC30722HD6PHFL	552	\$1,513.43
36 x 72"	HWWC-3672-6PHFL	533	1,271.64	HWWC3672-HD6PHFL	572	1,450.75	HWWC36722HD6PHFL	611	1,629.85



HWWC3072-HD6PHFL

WELDED WORKBENCHES & TABLES



All-Welded Steel Workbenches with Pegboard or Louvered Panels

• Up to 5000 lb. capacity.

Choice of bolt-on 24" high 16 gauge pegboard or louvered panel. 12 gauge double-reinforced steel top. These all-welded units ship fully assembled and ready for immediate use. Available with half-depth lower shelf or open base. FOB Shipping Point.

36" FIXED HEIGHT BENCHES WITH PEGBOARD PANEL*							
WITH LOWER SHELF				WITH OPEN BASE			
Size D x W	Cap. (lbs.)	Product No.	Wt. (lbs.)	Price Ea.	Product No.	Wt. (lbs.)	Price Ea.
24 x 48"	5000	HWST2-2448-36-PB	116	\$331.34	HWST1-2448-36-PB	94	\$320.60
30 x 48"	5000	HWST2-3048-36-PB	132	358.21	HWST1-3048-36-PB	106	340.30
30 x 60"	4500	HWST2-3060-36-PB	186	392.24	HWST1-3060-36-PB	147	368.96
36 x 72"	4000	HWST2-3672-36-PB	216	512.24	HWST1-3672-36-PB	172	462.09

ADJUSTABLE HEIGHT BENCHES - 27" TO 41" IN 2" INCREMENTS WITH PEGBOARD PANEL*							
WITH LOWER SHELF				WITH OPEN BASE			
Size D x W	Cap. (lbs.)	Product No.	Wt. (lbs.)	Price Ea.	Product No.	Wt. (lbs.)	Price Ea.
24 x 48"	5000	HWST2-2448-AH-PB	118	\$385.07	HWST1-2448-AH-PB	96	\$374.33
30 x 48"	5000	HWST2-3048-AH-PB	134	411.94	HWST1-3048-AH-PB	108	394.03
30 x 60"	4500	HWST2-3060-AH-PB	188	445.97	HWST1-3060-AH-PB	149	422.69
36 x 72"	4000	HWST2-3672-AH-PB	218	565.97	HWST1-3672-AH-PB	174	515.82

*For Louvered Panels replace -PB with -LP



Shown with Pegboard Panel



Shown with Louvered Panel

All-Welded Steel Top Machine Tables

• 2,000 lb. capacity.

12 gauge smooth steel top won't warp or splinter. Legs and braces are 1/2" x 1/2" angle iron. All-welded units ship set up and ready for immediate use. Multi-shelf tables come with thick 2 1/2" foot pads and the lower shelves have a 1/2" retaining lip. Also available in a mobile version with 3" rubber swivel casters. FOB Shipping Point.

SINGLE SHELF MACHINE TABLES						
Size D x W x H	STATIONARY MODELS - 2000 LBS. CAP.			MOBILE MODELS - 1000 LBS. CAP.		
	Product No.	Wt. (lbs.)	Price Ea.	Product No.	Wt. (lbs.)	Price Ea.
18 x 24 x 30"	HMT1-1824-30	35	\$93.13	HMT1-1824-30-3R	44	\$155.82
18 x 24 x 36"	HMT1-1824-36	37	96.72	HMT1-1824-36-3R	46	159.40
24 x 36 x 30"	HMT1-2436-30	52	118.21	HMT1-2436-30-3R	61	180.90
24 x 36 x 36"	HMT1-2436-36	55	121.79	HMT1-2436-36-3R	64	184.48
24 x 48 x 30"	HMT1-2448-30	82	154.03	HMT1-2448-30-3R	91	216.72
24 x 48 x 36"	HMT1-2448-36	86	157.61	HMT1-2448-36-3R	95	220.30

TWO SHELF MODELS						
Size D x W x H	Product No.	Wt. (lbs.)	Price Ea.	Product No.	Wt. (lbs.)	Price Ea.
18 x 24 x 32 1/2"	HMT-1824-2	53	132.54	HMT-1824-2-3R	62	195.22
24 x 36 x 32 1/2"	HMT-2436-2	80	166.57	HMT-2436-2-3R	89	229.25
24 x 48 x 32 1/2"	HMT-2448-2	100	200.60	HMT-2448-2-3R	109	263.28



HMT1-2436-30



HMT-2436-2



HMT1-2436-30-3R

All-Welded Heavy Duty Steel Tables

• 10,000 lb. capacity.

Top is formed from 3/8" thick steel reinforced with angle iron. Legs are 2 x 2 x 1/4" angle and have footpads with lag holes. All-welded construction. Also available in a mobile version with 6" Phenolic wheels and wheel brakes. FOB Shipping Point.

ALL-WELDED HEAVY DUTY STEEL TABLES						
Size D x W x H	STATIONARY MODELS - 10,000 LBS. CAP.			MOBILE MODELS - 3,600 LBS. CAP.		
	Product No.	Wt. (lbs.)	Price Ea.	Product No.	Wt. (lbs.)	Price Ea.
22 x 30 x 30"	HMTH1-2230-30	108	\$256.12	HMTH2230-6PHBK30	133	\$396.72
22 x 30 x 36"	HMTH1-2230-36	114	259.70	HMTH2230-6PHBK36	139	406.57
28 x 30 x 30"	HMTH1-2830-30	122	275.82	HMTH2830-6PHBK30	151	418.21
28 x 30 x 36"	HMTH1-2830-36	128	286.57	HMTH2830-6PHBK36	156	428.06
30 x 36 x 30"	HMTH1-3036-30	140	306.27	HMTH3036-6PHBK30	168	451.34
30 x 36 x 36"	HMTH1-3036-36	147	317.01	HMTH3036-6PHBK36	174	461.19
30 x 48 x 30"	HMTH1-3048-30	170	351.04	HMTH3048-6PHBK30	197	497.01
30 x 48 x 36"	HMTH1-3048-36	179	361.79	HMTH3048-6PHBK36	203	507.76



HMTH1-2830-30



HMTH2230-6PHBK30

7 Gauge Adjustable Height Machine Tables

7 gauge steel top and heavy 2" x 2" leg construction are used to make a heavy-duty machine table that will meet the most demanding application.

Adjustable legs allow table height position from 30" to 37" high with 1" increments.

FOB Shipping Point.

7 GAUGE ADJUSTABLE HEIGHT MACHINE TABLES			
Size D x W	Product No.	Wt. (lbs.)	Price Ea.
16 x 30"	HMTH1-1630-AH	115	\$320.60
22 x 30"	HMTH1-2230-AH	124	340.30
28 x 30"	HMTH1-2830-AH	141	360.00
30 x 36"	HMTH1-3036-AH	159	390.45
30 x 48"	HMTH1-3048-AH	188	435.22
30 x 60"	HMTH1-3060-AH	212	488.96



All-Welded Folding Leg Workbenches

• Easy to transport and store.

Folding legs are hinged and welded to the top, and can be folded down for transport or storage by removing wing nut that secures leg braces. Legs adjust in 2" increments. Welded 12 gauge steel tops are channel reinforced for added strength and durability. 28" to 42" high. FOB Shipping Point.

ALL-WELDED FOLDING LEG WORKBENCHES			
Size D x W	Product No.	Wt. (lbs.)	Price Ea.
30 x 72"	HWF-3072-AH	139	\$415.52
36 x 72"	HWF-3672-AH	152	433.43
36 x 84"	HWF-3684-AH	171	465.67



MOBILE TABLES & WORKSTATIONS



All-Welded Mobile Tables

- All welded 12 gauge steel construction.
- Supports loads up to 3,600 lbs. capacity.

All welded 12 gauge steel construction means years of rugged service and no assembly. 4 swivel non-marking polyurethane casters. 34" overall height. Available in an Open Base, 2 Shelf or 3 Shelf models. Open base models feature wheel brakes. FOB Shipping Point.



HIP-2448RM-BRK



H3IP-2448-6PY

ALL-WELDED MOBILE TABLES OPEN BASE MODELS - 1,000 LBS. CAPACITY			
Size D x W	Product No.	Wt. (lbs.)	Price Ea.
18 x 32"	HIP-1832RM-BRK	59	\$205.97
24 x 36"	HIP-2436RM-BRK	65	220.30
24 x 48"	HIP-2448RM-BRK	77	240.00
24 x 60"	HIP-2460RM-BRK	94	281.19
30 x 48"	HIP-3048RM-BRK	92	270.45
30 x 60"	HIP-3060RM-BRK	104	299.10
30 x 72"	HIP-3072RM-BRK	118	334.93

2 SHELF MODELS 1,200 LBS. CAPACITY						
Size D x W	5" CASTERS - 24 1/2" SHELF CLEARANCE			3,600 LBS. CAPACITY 6" CASTERS - 23" SHELF CLEARANCE		
	Product No.	Wt. (lbs.)	Price Ea.	Product No.	Wt. (lbs.)	Price Ea.
24 x 36"	HIP-2436-2	87	\$218.51	HIP-2436-2-6PY	113	\$324.18
24 x 48"	HIP-2448-2	107	243.58	HIP-2448-2-6PY	133	357.31
24 x 60"	HIP-2460-2	127	293.73	HIP-2460-2-6PY	144	402.99
30 x 48"	HIP-3048-2	125	282.99	HIP-3048-2-6PY	154	394.03
30 x 60"	HIP-3060-2	151	325.97	HIP-3060-2-6PY	179	420.90

Factory Caster Options (installed on all 4 casters) add suffix: -TL (5" casters only)
Total Lock (Locks swivel and wheel) Price Ea. \$35.82

3 SHELF MODELS 1,200 LBS. CAPACITY						
Size D x W	5" CASTERS - 11" SHELF CLEARANCE			3,600 LBS. CAPACITY 6" CASTERS - 10 1/2" SHELF CLEARANCE		
	Product No.	Wt. (lbs.)	Price Ea.	Product No.	Wt. (lbs.)	Price Ea.
24 x 36"	H3IP-2436-5PY	124	\$282.99	H3IP-2436-6PY	150	\$388.66
24 x 48"	H3IP-2448-5PY	154	324.18	H3IP-2448-6PY	180	437.91
24 x 60"	H3IP-2460-5PY	186	394.03	H3IP-2460-6PY	203	503.28
30 x 48"	H3IP-3048-5PY	182	383.28	H3IP-3048-6PY	210	494.33
30 x 60"	-	-	-	H3IP-3060-6PY	249	530.15

Factory Caster Options (installed on all 4 casters) add suffix: -TL (5" casters only)
Total Lock (Locks swivel and wheel) Price Ea. \$35.82

All-Welded Mobile Workbenches with Backstops and End Stops

Formed 12 gauge steel tops are double reinforced and feature a 3" high backstop and 1 1/2" end stops. Half depth lower shelf is 12 gauge with a 3" lip at rear. 4 swivel casters with total lock brakes that lock down both the wheel and swivel simultaneously. FOB Shipping Point.

ALL-WELDED MOBILE WORKBENCHS WITH BACKSTOPS AND END STOPS				
Product No.	Size D x W	Wt. (lbs.)	Price Ea.	
HWM-2848-E	28 x 48	144	\$385.07	
HWM-2860-E	28 x 60	163	413.73	
HWM-2872-E	28 x 72	182	440.60	

Factory Installed Options (Add code to workbench Product No.)
-PB Pegboard: 24" high 16 gauge with round hole, nut & bolt attachment.
Price Ea. 48"W \$80.60, 60"W \$89.55, 72"W \$125.37.



HWM-2848-E-PB
Shown with End Stops and Pegboard
(Tools and bins not included)

All-Welded Mobile Workstations

- Powder coated finish.

Top shelf is 34" high with a 1 1/2" retaining lip on 3 sides. Bottom and middle shelves are lip up on all 4 sides. 12 gauge shelves. 5" polyurethane casters, 2 rigid and 2 total lock swivel casters. Available in a 2 or 3 shelf configuration with or without pegboard or louvered panel. 2 shelf models are also available with 1 or 2 storage drawers. FOB Shipping Point.

ALL-WELDED MOBILE WORKSTATIONS						
Size D x W	2 SHELF UNIT 2 1/4" CLEARANCE			3 SHELF UNIT 1 1/2" SHELF CLEARANCE		
	Product No.	Wt. (lbs.)	Price Ea.	Product No.	Wt. (lbs.)	Price Ea.
24 x 36"	HMW-2436-5TL	84	\$236.42	H3MW-2436-5TL	115	\$286.57
24 x 48"	HMW-2448-5TL	103	274.03	H3MW-2448-5TL	150	331.34
WITH PEGBOARD PANEL						
24 x 36"	HMW-2436-5TL-PB	102	317.01	H3MW-2436-5TL-PB	122	367.16
24 x 48"	HMW-2448-5TL-PB	127	363.58	H3MW-2448-5TL-PB	162	419.10

For Louvered Panel, replace -PB with -LP.
Drawer Option available on 2 Shelf Models. 1 Drawer, Add -DR, Price Ea. \$116.42
2 Drawers, Add -2DR, Price Ea. \$214.93



H3MW-2436-5TL-PB
(Tools and bins not included)



HMW-2436-5TL-PB-2DR
With 2 Drawer Option
(Tools and bins not included)



HMW-2436-5TL



HMW-2436-5TL-DR
With Drawer Option

HEAVY-DUTY WORKBENCHES


DURHAM MFG
Est. 1922



HHDWB-3048-95



HHDWB3660RS6DR95



HHDWBMT3696RS2DR95



HHWBMT-364830-95

Extra Heavy-Duty Workbenches

- Built to support loads up to 12,000 lbs.
- Top is 3/8" thick reinforced steel.
- Legs are 2" x 2" x 1/4" solid steel angle iron.
- Provision for optional shelf and drawer model H177-DRAWER-95.
- Foot pads with pre-punched holes allow lagging to the floor.
- Ships fully assembled ready for use.
- Lower shelf has 500 lbs. capacity.
- Durable, gray, textured powder coat finish.

FOB Shipping Point.

EXTRA HEAVY-DUTY WORKBENCHES					
Product No.	Size W x D x H	Top Surface	Wt. (lbs.)	Price Ea.	
HHDWB-3048-95	48 x 30 x 34"	Steel	232	\$383.27	
HHDWB-3660-95	60 x 36 x 34"	Steel	282	454.15	
HHDWB-3672-95	72 x 36 x 34"	Steel	338	505.55	
HHDWB-MT-3672-95	72 x 36 x 36"	Maple Top	495	1,522.55	

Drawer H177-DRAWER-95 12 1/2"W x 18 1/2"D x 4 3/4"H, Wt 20 (lbs.) Price Ea. \$84.58

- Units include heavy duty drawers which glide on bearing slides.

FOB Shipping Point.

EXTRA HEAVY-DUTY WORKBENCHES WITH DRAWERS					
Product No.	Size W x D x H	Drawers W x D x H	Top Surface	Wt. (lbs.)	Price Ea.
HHDWB3660RS6DR95*	60 x 36 x 51"	(6)23 3/4 x 20 1/2 x 6"	Steel	465	\$1,302.31
HHDWBMT3672RS6DR95*	72 x 36 x 51"	(6)20 1/2 x 11 3/8 x 4"	Maple Top	674	2,447.57
HHDWB3672RS6DR95*	72 x 36 x 51"	(6)23 3/4 x 20 1/2 x 6"	Steel	558	1,377.67
HHDWBMT3696RS2DR95*	96 x 36 x 51"	(6)20 1/2 x 11 3/8 x 4"	Maple Top	799	2,471.84
HHDWBUMHW36604DR95	60 x 36 x 35"	(4)23 3/4 x 20 1/2 x 6"	Polyurethane	570	2,416.57
HHDWBABS36604DR95	60 x 36 x 34"	(4)23 3/4 x 20 1/2 x 6"	ABC Plastic	468	1,406.01
HHDWB36723DR95	72 x 36 x 34"	(3)23 3/4 x 20 1/2 x 6"	Steel	470	988.16
HHDWBMT36722DR95	72 x 36 x 36"	(2)20 1/2 x 11 3/8 x 4"	Maple Top	551	1,839.09
HHDWBMT36723DR95	72 x 36 x 36"	(3)20 1/2 x 11 3/8 x 4"	Maple Top	574	3,980.40
HHDWB36724DR95	72 x 36 x 34"	(4)23 3/4 x 20 1/2 x 6"	Steel	500	1,126.09
HHDWBMT36962DR95	96 x 36 x 36"	(2)20 1/2 x 11 3/8 x 4"	Maple Top	720	2,341.36

*Product has top shelf riser to use as shelf and back splash.

Super Heavy-Duty Workbenches with Top Shelf Only

- Built to support loads up to 14,000 lbs.
- Top is 1/4" thick steel welded to 3" channel frame.
- Legs are 3" x 3" x 3/8" solid steel angle iron.
- Provisions for optional shelf and drawer model H177-DRAWER-95.
- 4 x 4 1/2" foot pads with pre-punched holes allow lagging to the floor.
- Ships fully assembled ready for use.
- Durable, gray, textured powder coat finish.

FOB Shipping Point.

SUPER HEAVY-DUTY WORKBENCHES WITH TOP SHELF ONLY				
Product No.	Size W x D x H	Wt. (lbs.)	Price Ea.	
UNITS WITH 29 1/4" DEEP SHELF WHICH SITS 10" ABOVE THE FLOOR				
HHWB-3648-95	48 x 36 x 34"	288	\$528.63	
HHWB-3660-95	60 x 36 x 34"	352	587.90	
HHWB-3672-95	72 x 36 x 34"	400	655.87	
TOP SHELF ONLY				
HHWBMT-364824-95	48 x 36 x 24"	325	522.33	
HHWBMT-364830-95	48 x 36 x 30"	333	533.06	
HHWBMT-364834-95	48 x 36 x 34"	338	540.22	
HHWBMT-366024-95	60 x 36 x 24"	338	602.51	
HHWBMT-366030-95	60 x 36 x 30"	385	616.51	
HHWBMT-366034-95	60 x 36 x 34"	390	623.67	
HHWBMT-367224-95	72 x 36 x 24"	437	707.72	
HHWBMT-367230-95	72 x 36 x 30"	444	718.49	
HHWBMT-367234-95	72 x 36 x 34"	465	725.66	

WORKBENCHES

DURHAM MFG[®]
Est. 1922



HWBF-3060-95
Shown with Optional
Drawer and Shelf



HWBF-TH-3060-95
Tempered Hardboard
Over Steel Top



HHDWBMFL-3036-6PH-95



HHDWBM-3660-8PHSB-95



HHDWBMFL-3048-6PH-177-95

Ergonomic Workbenches

- 2,000 lbs. capacity.
- 14 gauge steel top with formed channel on all 4 sides.
- HWBF-TH models are 14 gauge steel top covered with durable tempered hardboard.
- Easy assembly using fastener provided.
- Provisions for optional shelf and drawer Model H177-DRAWER-95.
- Bench height can be adjusted from 28" to 43" above the ground.
- Durable, gray, textured powder coat finish.

FOB Shipping Point.

ERGONOMIC WORKBENCHES						
Size W x D	ALL STEEL TOP			TEMPERED HARDBOARD OVER STEEL TOP		
	Product No.	Wt. (lbs.)	Price Ea.	Product No.	Wt. (lbs.)	Price Ea.
60 x 30"	HWBF-3060-95	128	\$369.12	HWBF-TH-3060-95	141	\$442.66
60 x 36"	HWBF-3660-95	160	388.09	HWBF-TH-3660-95	176	469.60
72 x 30"	HWBF-3072-95	164	379.91	HWBF-TH-3072-95	180	454.72
72 x 36"	HWBF-3672-95	198	396.16	HWBF-TH-3672-95	217	472.87
96 x 30"	HWBF-3096-95	218	430.16	HWBF-TH-3096-95	239	510.85
96 x 36"	HWBF-3696-95	254	463.63	HWBF-TH-3696-95	279	525.01
96 x 48"	HWBF-4896-95	292	547.99	HWBF-TH-4896-95	326	578.48
120 x 30"	HWBF-30120-95	286	590.76	HWBF-TH-30120-95	313	717.79
120 x 36"	HWBF-36120-95	314	615.30	HWBF-TH-36120-95	346	745.21
120 x 48"	HWBF-48120-95	358	711.27	HWBF-TH-48120-95	401	816.66

Optional Shelves

Product No.	Size W x D	Wt. (lbs.)	Price Ea.
HWB-SHELF-60-95	60 x 12"	24	\$43.39
HWB-SHELF-72-95	72 x 12"	29	48.33
HWB-SHELF-96-95	96 x 12"	35	61.42
HWB-SHELF-120-95	120 x 12"	84	79.77

Optional Drawer

Product No.	Size W x D x H	Wt. (lbs.)	Price Ea.
H177-DRAWER-95	12½ x 18½ x 4¾"	20	\$94.64

Mobile Heavy Duty Workbenches

- 3/16 gauge steel construction.
- Bottom surface has back stop.
- Units include a floor lock to keep the workbench in place while working.
- Provisions for optional drawer Model H177-DRAWER-95.
- Ships fully assembled.
- Durable, gray, textured powder coat finish.

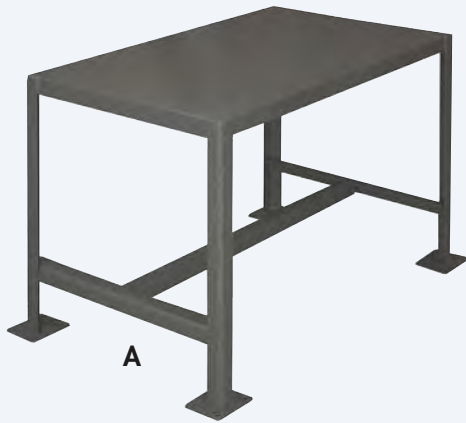
FOB Shipping Point.

MOBILE HEAVY DUTY WORKBENCHES						
Product No.	Size W x D x H	Type of Caster	Capacity (lbs.)	Wt. (lbs.)	Price Ea.	
HHDWBMFL-3036-6PH-95	36 x 30 x 42"	6" Phenolic	3600	240	\$446.52	
HHDWBMFL-3048-6PH-95	48 x 30 x 42"	6" Phenolic	3600	274	524.13	
HHDWBMFL-3060-6PH-95	60 x 30 x 42"	6" Phenolic	3600	308	571.93	
HHDWBMFL-3072-6PH-95	72 x 30 x 42"	6" Phenolic	3600	344	627.07	
HHDWBMFL-3660-6PH-95	60 x 36 x 42"	6" Phenolic	3600	305	619.06	
HHDWBMFL-3672-6PH-95	72 x 36 x 42"	6" Phenolic	3600	378	682.48	
HHDWBMFL-4284-6PH-95	84 x 42 x 42"	6" Phenolic	3600	453	797.18	
HHDWBMFL-3036-8PH-95	36 x 30 x 44"	8" Phenolic	5000	252	472.45	
HHDWBMFL-3048-8PH-95	48 x 30 x 44"	8" Phenolic	5000	293	550.06	
HHDWBMFL-3060-8PH-95	60 x 30 x 44"	8" Phenolic	5000	314	597.85	
HHDWBMFL-3660-8PH-95	60 x 36 x 44"	8" Phenolic	5000	340	644.99	
HHDWBMFL-3672-8PH-95	72 x 36 x 44"	8" Phenolic	5000	386	708.40	
HHDWBMFL-4284-8PH-95	84 x 42 x 44"	8" Phenolic	5000	461	823.10	
HHDWBM-3660-8PHSB-95*	60 x 36 x 44"	8" Phenolic	5000	319	650.10	
HHDWBM-3672-8PHSB-95*	72 x 36 x 44"	8" Phenolic	5000	334	713.24	
MOBILE HEAVY DUTY WORKBENCHES WITH DRAWER						
HHDWBMFL-3036-6PH-177-95	36 x 30 x 42"	6" Phenolic	3600	275	510.03	
HHDWBMFL-3048-6PH-177-95	48 x 30 x 42"	6" Phenolic	3600	294	587.64	
HHDWBMFL-3060-6PH-177-95	60 x 30 x 42"	6" Phenolic	3600	328	635.43	
HHDWBMFL-4284-6PH-177-95	84 x 42 x 42"	6" Phenolic	3600	473	860.67	


*Units with side brakes

MOBILE & STATIONARY MACHINE TABLES

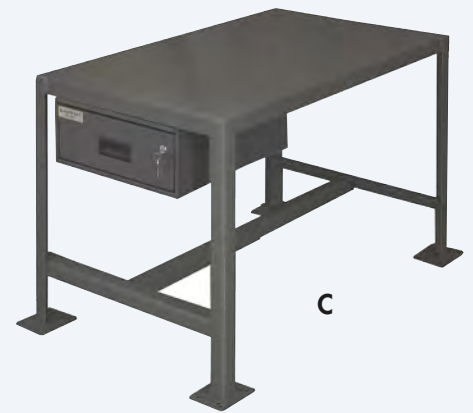
DURHAM MFG[®]
Est. 1922



A



B




C

All Durham Machine Tables Feature:

- 1½" x ⅝" angle iron frame.
- 14 gauge shelves with stiffeners for added support.
- All units have provisions for optional drawer.
- Foot pads with pre-drilled holes for lagging to floor.
(Mobile units feature 3" plastic casters, 2 rigid, 2 swivel with locking thumb screws).
- Durable gray powder coat finish.
- Ships fully assembled, ready for use (units with drawer require minimal assembly for the drawers).
- Drawers feature 100 lb. capacity.
- FOB Shipping Point.



D



E



F

A) MEDIUM DUTY MACHINE TABLES - TOP SHELF ONLY						
Product No.	Cap. (lbs.)	Size W x D x H	No. of Shelves	Wt. (lbs.)	Price Ea.	
HMT182424-2K195	2000	24 x 18 x 24"	1	76	\$99.28	
HMT182442-2K195	2000	24 x 18 x 42"	1	83	110.55	
HMT243618-2K195	2000	36 x 24 x 18"	1	87	116.64	
HMT243636-2K195	2000	36 x 24 x 36"	1	94	127.90	
HMT243642-2K195	2000	36 x 24 x 42"	1	96	131.62	
B) MEDIUM DUTY MACHINE TABLES - 2 SHELVES						
HMT183630-2K295	2000	36 x 18 x 30"	2	100	\$136.85	
HMT243630-2K295	2000	36 x 24 x 30"	2	110	141.97	
HMT244830-2K295	2000	48 x 24 x 30"	2	125	157.95	
HMT246030-2K295	2000	60 x 24 x 30"	2	157	199.04	

C) MEDIUM DUTY MACHINE TABLES WITH DRAWER AND TOP SHELF ONLY						
Product No.	Cap. (lbs.)	Size W x D x H	No. of Shelves	Drawer Size W x D x H	Wt. (lbs.)	Price Ea.
HMTD182424-2K195	2000	24 x 18 x 24"	1	12½ x 18½ x 4¾"	96	\$166.87
HMTD182442-2K195	2000	24 x 18 x 42"	1	12½ x 18½ x 4¾"	103	177.99
HMTD243618-2K195	2000	36 x 24 x 18"	1	12½ x 18½ x 4¾"	107	186.57
HMTD243636-2K195	2000	36 x 24 x 36"	1	12½ x 18½ x 4¾"	114	190.27
HMTD243642-2K195	2000	36 x 24 x 42"	1	12½ x 18½ x 4¾"	116	201.34

D) MOBILE MEDIUM DUTY MACHINE TABLES WITH DRAWER AND TOP SHELF ONLY						
Product No.	Cap. (lbs.)	Size W x D x H	No. of Shelves	Drawer Size W x D x H	Wt. (lbs.)	Price Ea.
HMTDM182424-2K195	2000	24 x 18 x 24"	1	12½ x 18½ x 4¾"	93	\$267.10
HMTDM182442-2K195	2000	24 x 18 x 42"	1	12½ x 18½ x 4¾"	100	278.04
HMTDM244836-2K195	2000	48 x 24 x 36"	1	12½ x 18½ x 4¾"	120	308.55
HMTDM244842-2K195	2000	48 x 24 x 42"	1	12½ x 18½ x 4¾"	122	312.21

E) HEAVY DUTY MACHINE TABLES - 2 SHELVES						
Product No.	Cap. (lbs.)	Size W x D x H	No. of Shelves	Wt. (lbs.)	Price Ea.	
HMT244836-3K295	3000	48 x 24 x 36"	2	150	\$231.21	
HMT304836-3K295	3000	48 x 30 x 36"	2	166	249.18	
HMT364836-3K295	3000	48 x 36 x 36"	2	179	283.59	
HMT367236-3K295	3000	72 x 36 x 36"	2	256	390.42	

F) MOBILE MEDIUM DUTY MACHINE TABLES - 2 SHELVES						
Product No.	Cap. (lbs.)	Size W x D x H	No. of Shelves	Wt. (lbs.)	Price Ea.	
HMTM183630-2K295	2000	36 x 18 x 30"	2	98	\$227.76	
HMTM243630-2K295	2000	36 x 24 x 30"	2	107	242.22	
HMTM244830-2K295	2000	48 x 24 x 30"	2	122	265.91	
HMTM246030-2K295	2000	60 x 24 x 30"	2	154	288.12	

WORKBENCHES

DURHAM MFG[®]
Est. 1922

Mobile and Stationary Workbenches

- Ships fully assembled ready for use.
- Durable, gray, textured powder coat finish.

Workbench top is 12 gauge thick reinforced steel. Has angle iron stiffener under work surface and 2" x 2" x 1/4" angle iron legs. Mobile units (DWBM) include (4) 3" phenolic, locking swivel casters. Back and end stops. All units have provisions for optional drawer to be added. Work surfaces are 34" above the floor. All models include a 12 gauge steel lower shelf with 500 lbs. capacity. Foot pads with predrilled holes allow for lagging to the floor. FOB Shipping Point.

Units with Louvered Panel (LP):

- Louvered panel accommodates all sizes of Hook-On-Bins[®].

Units with Pegboard Panel (PB):

- Pegboard holes are 1/4" diameter and are punched on 1" centers, they accommodate standard peg hooks (pegs hooks not included).

Units with Riser, Hook-On-Bins[®] and Electric Strip (RSR):

- Riser includes 10 yellow Hook-On-Bins[®] HPB30230-21 (6 x 11 x 5").
- Electrical strip with 5 outlets included.
- Louvered panel accommodates all sizes of Hook-On-Bins[®].



HDWBM-3060-BE-95



HDWBM-3060-BE-LP-95



HDWB-3072-BE-PB-95



HDWB-3072-BE-RSR-95
Bins Sold Separately

MOBILE AND STATIONARY WORKBENCHES					
Product No.	Size W x D x H	Panel Size W x H	Type	Wt. (lbs.)	Price Ea.
HDWB-3048-95	48 x 30 x 34"	-	Stationary	178	\$329.55
HDWB-3672-95	72 x 36 x 34"	-	Stationary	248	421.84
Models including Drawers					
HDWB-3048-177-95	48 x 30 x 34"	-	Stationary	210	396.43
HDWB-3672-177-95	72 x 36 x 34"	-	Stationary	320	488.70
Models with Lips Up					
HDWB-3060-BE-95	60 x 30 x 34"	-	Stationary	210	384.04
HDWB-3072-BE-95	72 x 30 x 34"	-	Stationary	217	435.61
HDWBM-3048-BE-95	48 x 30 x 40"	-	Mobile	170	510.67
HDWBM-3060-BE-95	60 x 30 x 40"	-	Mobile	215	551.90
HDWBM-3072-BE-95	72 x 30 x 40"	-	Mobile	221	613.30
HDWBM-3660-BE-95	60 x 36 x 40"	-	Mobile	220	553.49
Models with Lips Up - Includes Power Strip - 6 Outlets					
HDWBM-3060-BE-PS-95	60 x 30 x 40"	-	Mobile	217	749.85
Louvered Panel Units					
HDWB-3060-BE-LP-95	60 x 30 x 58"	60 x 24"	Stationary	227	448.51
HDWB-3072-BE-LP-95	72 x 30 x 58"	72 x 24"	Stationary	264	512.30
HDWBM-3060-BE-LP-95	60 x 30 x 62 1/2"	60 x 24"	Mobile	231	616.52
HDWBM-3660-BE-LP-95	60 x 36 x 62 1/2"	60 x 24"	Mobile	236	618.12
Pegboard Panel Units					
HDWB-3060-BE-PB-95	60 x 30 x 58"	60 x 24"	Stationary	227	448.51
HDWB-3072-BE-PB-95	72 x 30 x 58"	72 x 24"	Stationary	264	512.30
HDWBM-3048-BE-PB-95	48 x 30 x 62 1/2"	48 x 24"	Mobile	197	566.64
HDWBM-3060-BE-PB-95	60 x 30 x 62 1/2"	60 x 24"	Mobile	256	616.52
Mobile Unit with Lips Up - Includes Power Strip - 6 Outlets					
HDWBM-3048-BE-PB-PS-95	48 x 30 x 62"	48 x 24"	Mobile	199	759.22
Units With 16"H x 13"D Riser					
HDWB-3060-BE-RSR-95	60 x 30 x 50"	-	Stationary	235	591.79
HDWB-3072-BE-RSR-95	72 x 30 x 50"	-	Stationary	273	666.88
HDWBM-3060-BE-RSR-95	60 x 30 x 54 1/2"	-	Mobile	235	831.93

Optional Drawer for Workbenches

- 100 lbs. capacity.
- Durable, gray, textured powder coat finish.

All steel construction. Attaches to underside of work surface using predrilled holes. Opens and closes easily on ball bearing glides. Recessed handle, lock and 2 keys provided. Drawer is fully enclosed in a 14 1/8"W x 19 1/8"D x 6 1/8"H case. FOB Shipping Point.



H177-DRAWER-95

OPTIONAL DRAWER FOR WORKBENCHES			
Product No.	Internal Size W x D x H*	Wt. (lbs.)	Price Ea.
H177-DRAWER-95	12 1/2 x 18 1/2 x 4 1/4"	20	\$84.58

WORK BENCHES

Three Drawer Cabinet Work Bench

- Features ample storage capacity and roomy work surface.
- Built for enduring service and strength.

The perfect addition to your shop or maintenance area. This spacious cabinet workbench features 16 cu. ft. of storage space in the 6' model and 12 cu. ft. in the 5' model as well as three locking bench drawers with pull handles and ball bearing drawer slides. Has a middle shelf with 9" of clearance, and 2 lockable T-handle cabinet doors. Laminated maple top offered in 1 1/2" and 2 1/2" thickness. Contact Dealer for Red Oak or 12ga. top options. Available in Green, or Gray -- please specify. Call for additional colors. Shipped KD. FOB Shipping Point.



Product No.	Top Size L x D	Top Thickness	Bench Height	Cabinet Size W x D	Wt. (lbs.)	Price Ea.
H163-530-34	60 x 30"	1 1/2"	33 3/4"	52 x 24"	310	\$1,699.00
H163-530-35	60 x 30"	2 1/2"	34 3/4"	52 x 24"	350	1,999.00
H163-630-34	72 x 30"	1 1/2"	33 3/4"	70 x 24"	340	1,995.00
H163-630-35	72 x 30"	2 1/2"	34 3/4"	70 x 24"	410	2,325.00



Extra Heavy Duty Plate Top Work Bench

- Sets the standard for heavy duty performance, with 14,000 lb. capacity.
- Super-rugged 3/8" steel plate bench top with 12 ga. back plate.

Rugged all-welded 2 x 2 x 1/2" angle iron bench legs and 1 1/2 x 1 1/2 x 1/2" tie rods create a rock solid workbench support frame. Pre-drilled countersunk 3/8" steel plate bench top, 12 ga. formed stringer and 12 ga. back plate provide superior strength. Heavy Duty ball bearing bench drawers and lower shelves are available. Available in Green, or Gray -- please specify. Call for additional colors. Shipped KD. FOB Shipping Point.

Product No.	Top Size L x D	No. Legs	Wt. (lbs.)	Price Ea.
H152-330	36 x 30"	2	179	\$565.00
H152-430	48 x 30"	2	225	705.00
H152-524	60 x 24"	3	247	805.00
H152-530	60 x 30"	3	292	875.00
H152-624	72 x 24"	3	285	965.00
H152-630	72 x 30"	3	337	985.00

Select Bench Leg Height of 30", 32" or 35" -- Add size to Product No. (Example: H152-330-30)
H221-4-HD Steel Drawer. Measures 14" x 22" x 6". (Left or right mounting -- please specify.) Price Ea. \$160.00

Mobile Work Bench

- Rugged, all-purpose mobile work bench goes where you need it to get the job done.
- Bench legs are made of 2 x 2 x 1/2" welded angle for maximum strength and durability.

Tough bench top is made of 12 ga. formed steel and pre-drilled and countersunk for ease of assembly. Formed stringer and lower shelf assure rigidity under the heaviest of loads. Handles up to 1400 lb. loads. 5" roller bearing casters are an extension of the all welded, angle bench legs. Measures 60"L. x 29"D. x 35"H. Other sizes available -- call for information. Shipped KD. SK brakes locks both wheel and swivel rigging -- furnished on rubber swivel casters. FOB Shipping Point..

Product No.	Casters	Wheel	Wt. (lbs.)	Price Ea.
H124-529-166-R	2 Rigid, 2 Swivel	Rubber	163	\$644.00
H124-529-166-XR	All Swivel	Rubber	163	654.00
H124-529-166-S	2 Rigid, 2 Swivel	Steel	169	650.00
H124-529-166-XS	All Swivel	Steel	169	664.00



Pollard
EST. 1921



Open Leg Work Bench -- Steel Top or Laminated Maple Top

- All welded heavy duty angle iron bench legs make up support frame.
- 10,000 lb. capacity.

Formed 12 ga. steel bench top and the laminated 1 1/2" maple top are pre-drilled and countersunk for ease of assembly. Shelves, stringers, back and end plates are formed of heavy ga. steel to provide lifetime performance. An optional bench drawer is also available with padlock attachment bar or cylinder lock -- measures 14" x 22" x 6". FOB Shipping Point.

Top Size L x D	STEEL TOP BENCHES			LAMINATED MAPLE TOP BENCH		
	Product No.	Wt. (lbs.)	Price Ea.	Product No.	Wt. (lbs.)	Price Ea.
48 x 30"	H121-429	133	\$379.00	H141-430	154	\$509.00
60 x 30"	H121-529	157	399.00	H141-530	183	590.00
60 x 36"	H121-536	190	489.00	H141-536	220	690.00
72 x 30"	H121-629	178	459.00	H141-630	209	639.00
72 x 36"	H121-636	217	539.00	H141-636	253	739.00
96 x 30"	H121-829	242	669.00	H141-830	284	945.00
96 x 36"	H121-836	296	769.00	H141-836	344	1,045.00
120 x 30"	H121-1029	287	779.00	H141-1030	339	1,409.00
120 x 36"	H121-1036	351	895.00	H141-1036	411	1,609.00

Select Bench Leg Ht. of 30", 32", or 35" and add to Model No. (Example: H121-529-35)

Drawer Option:
H221-4B (steel) Price Ea. \$135.00 H220-4 (wood) Price Ea. \$119.00
H240 Cylinder Lock. Price Ea. \$18.50

Steel Wood Work Bench

- 2 1/2" Thick Maple and Rugged 12 ga. Steel Top.

- Ideal for precision work.

The tool and die maker's standard for decades, this workbench is ideal for hands on work and detail. The 2 1/2" thick maple portion of the work surface is 11" deep and absorbs shocks from mallets and hammers while providing a non-scratch surface for finished parts and precision tools. The back 18" 12 ga. steel top is set into a rabbet joint to provide a smooth transition from wood to steel and 30" of total work surface. A heavy duty 14 x 22 x 5" bench drawer with ball bearing drawer slides, a cylinder lock and pull handle is included with workbench.

Available in Green, or Gray -- please specify. Call for additional colors. Shipped KD. FOB Shipping Point.



Product No.	Top Size L x D	Wt. (lbs.)	Price Ea.
H131-529	60 x 30"	188	\$775.00
H131-629	72 x 30"	244	849.00



STOOLS & WORKBENCH COMPONENTS



Industrial Shop Stools

- Riveted and welded for superior strength and performance.
- Natural wood seats are designed for handsome good looks and comfort.

Shop stool frame is made of 3/4 x 3/4 x 1/8" angle iron and 1" x 1/4" steel strip that is mitered, riveted and welded together for day in and day out use. Standard stool foot is dimpled to protect factory floors, non-marring leveling glides and swivel casters available for additional surface protection. 14" diameter stool seats are available in 1" thick laminated maple or 12 ga. steel, as are the optional 12" x 6" seat backs. Wood shop stool call numbers referenced, contact dealer for all steel stool information. Heavy Duty higher capacity stools available - call for details. Available in Green, or Gray, - please specify. Call for additional colors. Ships KD. FOB Shipping Point.

INDUSTRIAL SHOP STOOLS				
Product No.	Cap. (lbs.)	Seat Height	Wt. (lbs.)	Price Ea.
STATIONARY HEIGHT -- NO BACK				
H300-14	400	14"	10	\$77.50
H300-18	400	18"	12	79.50
H300-20	400	20"	13	80.00
H300-22	400	22"	14	83.50
H300-24	400	24"	14	85.00
H300-26	400	26"	15	87.50
H300-28	400	28"	16	95.00
H300-30	400	30"	18	97.50
ADJUSTABLE HEIGHT -- NO BACK				
H302-1824	400	18-24"	10	93.00
H302-2228	400	22-28"	12	96.00
H302-2632	400	26-32"	15	104.00
H302-3036	400	30-36"	16	107.00

Change prefix to H301 plus height for stationary height stool backrest (i.e. H301-22). Wt. 4 (lbs.) Add \$35.00 to above pricing.
Change prefix to H303 plus height for adjustable height stool backrest (i.e. H303-1824). Wt. 4 (lbs.) Add \$35.00 to above pricing.



Adjustable Stools

3/8 x 3/8 x 1/8" angle iron extensions are pierced multiple times for 6 inches of adjustability in 1" increments and attach to base of stool frame.

Work Bench Legs

Material: All bench legs, mobile, stationary, and adjustable except Style 202 are made of heavy duty Arc-welded 2 x 2 x 3/8" angle iron. Style 202 Bench legs are made of heavy-duty Arc-welded 1 1/2 x 1 1/2 x 1/2" angle iron.

MOBILE BENCH LEGS--5" polyurethane casters, rigid or swivel with brakes, come standard on all mobile Style 200 and 201 Bench legs. Suggested Load Range 700 lb. per leg. Higher capacity casters are available. Dual 2" locking swivel casters are standard on Style 202-R Bench legs. Suggested Load Range 500 lb. per leg.

STATIONARY BENCH LEGS--Style 200 This benchmark bench leg has been the industry standard for decades. 5" foot pads are pierced for optional bolting to the floor. 4" bench leg top allows for the use of a common leg between 2 work-bench tops. Multiple holes on the front and back of the uprights mean flexible stringer and tool mounting options. Style 201 Bench leg is a larger version of Style 200 with the addition of a center upright, also pierced multiple times, for even more flexibility with stringer and tool mounting options and providing an unencumbered flow below the work surface from both side of the workbench. Style 203 "K" leg has a 4" bench leg base pierced for optional mounting and stability and has the front upright set in and up at a 45 degree angle providing additional range of motion below the workbench, and is pierced for the addition of a durable formed steel foot rest. Style 202-G Medium Duty bench legs are versatile, exceptionally strong and come with adjustable height non-marring leveling glides making them perfect in any setting: factory, office, garage or basement. 5" foot pads and locking swivel casters are available. Available in Green or Gray - please specify. Call for additional colors. FOB Shipping point.

MOBILE STATIONARY WORK BENCH LEGS					
FIXED HEIGHT W/2 STATIONARY 5" RUBBER CASTERS					
Product No.	Size W x H	Cap. (lbs.)	Wt. (lbs.)	Price Ea.	
H200-2330-166R	23 x 30"	700	28	\$167.50	
H200-2332-166R	23 x 32"	700	28	167.50	
H200-2335-166R	23 x 35"	700	28	167.50	
H200-2830-166R	28 x 30"	700	30	172.00	
H200-2832-166R	28 x 32"	700	30	172.00	
H200-2835-166R	28 x 35"	700	30	172.00	
H200-3630-166R	36 x 30"	700	33	178.00	
H200-3632-166R	36 x 32"	700	33	178.00	
H200-3635-166R	36 x 35"	700	33	178.00	
FIXED HEIGHT W/2 SWIVEL 5" RUBBER CASTERS & BRAKE					
H200-2330-166XR	23 x 30"	700	29	197.50	
H200-2332-166XR	23 x 32"	700	29	197.50	
H200-2335-166XR	23 x 35"	700	29	197.50	
H200-2830-166XR	28 x 30"	700	31	202.00	
H200-2832-166XR	28 x 32"	700	31	202.00	
H200-2835-166XR	28 x 35"	700	31	202.00	
H200-3630-166XR	36 x 30"	700	34	208.00	
H200-3632-166XR	36 x 32"	700	34	208.00	
H200-3635-166XR	36 x 35"	700	34	208.00	



WORK BENCH LEGS					
FIXED HEIGHT -- ALL WELDED 2 x 2 x 1/8" ANGLE					
Product No.	Size W x H	Cap. (lbs.)	Wt. (lbs.)	Price Ea.	
H200-2330	23 x 30"	5000	18	\$67.50	
H200-2332	23 x 32"	5000	18.5	67.50	
H200-2335	23 x 35"	5000	19	67.50	
H200-2830	28 x 30"	7000	20	72.00	
H200-2832	28 x 32"	7000	20.5	72.00	
H200-2835	28 x 35"	7000	21	72.00	
H200-3630	36 x 30"	10,000	23	78.00	
H200-3632	36 x 32"	10,000	23.5	78.00	
H200-3635	36 x 35"	10,000	24	78.00	
FIXED HEIGHT -- ALL WELDED 2 x 2 x 1/8" ANGLE (FOR 48" & 60" WIDTHS)					
H201-4530	45 x 30"	10,000	29	92.50	
H201-4532	45 x 32"	10,000	29	97.00	
H201-4535	45 x 35"	10,000	29	103.00	
H201-5530	55 x 30"	10,000	34	97.50	
H201-5532	55 x 32"	10,000	34	102.00	
H201-5535	55 x 35"	10,000	34	108.00	
FIXED HEIGHT -- ALL WELDED 1 1/2 x 1 1/2 x 1/8" ANGLE					
H202-2330-G	23 x 30"	3000	15	82.50	
H202-2332-G	23 x 32"	3000	15	82.50	
H202-2335-G	23 x 35"	3000	15	82.50	
H202-2830-G	28 x 30"	3000	22	90.00	
H202-2832-G	28 x 32"	3000	22	90.00	
H202-2835-G	28 x 35"	3000	22	90.00	
FIXED HEIGHT -- ALL WELDED 2 x 2 x 1/8" ANGLE -- EXTRA LEG ROOM					
H203-2330	23 x 30"	4000	20	98.00	
H203-2332	23 x 32"	4000	20	98.00	
H203-2335	23 x 35"	4000	20	98.00	
H203-2830	28 x 30"	4000	22	105.00	
H203-2832	28 x 32"	4000	22	105.00	
H203-2835	28 x 35"	4000	22	105.00	

H3036/3642 6" Adjustable Leg Heights in 1" increments all styles, except H203 series. Add \$25.00 to above for pricing.

Work Bench Accessories

Style 209 Stringer: Durable formed 16 ga. steel with 3/4" flanged top & bottom for extra strength and rigidity has (4) 1/2" holes pierced 4" on center for mounting. **Style 207 Shelves:** Strong 12 ga. steel shelves are formed 1" up in back and 1" down in front and are pierced to match the holes on standard bench legs. **Style 220 Bench Drawers:** All welded drawer bodies handle heavy load usage as do the full extension 20" ball bearing drawer slides that are welded to a steel cover providing a theft proof top and easy assembly. Available as single drawer or in 2 and 3 drawer units. Padlock attachment standard; cylinder lock, pull handle and sliding drawer tray are available. **Style 216 Riser Shelf:** 16 ga. shelf 10"W. x 12"H. with 2" lip formed up in back and down in front for strength. Boxed riser shelf sides provide privacy and mount to steel or wood bench tops.



Style 223
Drawer Unit



Style 220
Drawer



Style 216
Riser Shelf

SHOP FURNITURE



Machine Tables

750 Medium Duty Machine table for all purpose use around the machine shop, garage, factory or basement, can hold anything from paperwork to raw materials. Structural braces maximize rigidity, 16 gauge tool trays can be mounted with 1" form facing up or down. Optional non-marring leveling glides and locking swivel casters are available. Available in Green or Gray – please specify. Additional colors available. Ships KD. FOB Shipping Point.

MACHINE TABLES - 750 1,000 LB. CAPACITY			
Product No.	Dimensions L x W x H	Wt. (lbs.)	Price Ea.
H750-1824-18	18 x 24 x 18"	22	\$115.00
H750-1824-24	18 x 24 x 24"	25	117.50
H750-1824-30	18 x 24 x 30"	28	120.00
H750-1824-36	18 x 24 x 36"	31	122.50
H750-2226-18	22 x 26 x 18"	24	121.00
H750-2226-24	22 x 26 x 24"	27	124.00
H750-2226-30	22 x 26 x 30"	30	125.00
H750-2226-36	22 x 26 x 36"	33	126.00
H750-2430-18	24 x 30 x 18"	27	124.00
H750-2430-24	24 x 30 x 24"	30	127.00
H750-2430-30	24 x 30 x 30"	33	128.00
H750-2430-36	24 x 30 x 36"	36	130.00
H750-2436-18	24 x 36 x 18"	30	132.00
H750-2436-24	24 x 36 x 24"	33	135.00
H750-2436-30	24 x 36 x 30"	36	135.00
H750-2436-36	24 x 36 x 36"	39	139.00

To add Glides add -G to the product no. and add \$50.00 to the price.
To add Casters add -R to the product no. and add \$89.00 to the price.
To add a second shelf, call for pricing.

Locker Room Bench - 332

The perfect addition to any mud-room, locker room or waiting room, Pollard's Style H332 Locker Room Bench comes standard with a 12" deep, 12 gauge Steel Seat formed down 1 3/4" and under 1" for superior strength and support.



12 x 1 3/4" Laminated Maple and Red Oak Seats are also available. The H333 Bench Leg Pedestals are small but sturdy versions of our industry standard arc-welded, angle iron bench legs and have 1 1/2" hard rubber, non-marring leveling glides; formed feet for bolting the locker room bench to the floor and locking swivel casters are available. The dry grid shelf offers quick and easy storage for gym bags, shoes or anything you want to keep off the ground. Standard color Green or Gray – please specify. For Red Oak Seat option and additional colors call for information. Ships KD. FOB Shipping Point.

LOCKER ROOM BENCH - 332							
STEEL BENCH SEAT				MAPLE BENCH SEAT			
Bench Length	No. of Legs	Product No.	Wt. (lbs.)	Price Ea.	Product No.	Wt. (lbs.)	Price Ea.
3'	2	H332-S-3	42	\$229.00	H332-M-3	38	\$279.00
4'	2	H332-S-4	50	239.00	H332-M-4	45	289.00
5'	2	H332-S-5	58	249.00	H332-M-5	52	324.00
6'	2	H332-S-6	66	265.00	H332-M-6	59	340.00
7'	3	H332-S-7	82	285.00	H332-M-7	74	380.00
8'	3	H332-S-8	90	335.00	H332-M-8	81	430.00

H333 Bench Leg Pedestal \$50.00.

Mobile Shop Desks

Wobble-free mobile shop desk provides a 20 x 20" writing surface for those on the move in the factory, out on the dock or in the garage. Support frame is made of 2 x 2 x 1/8" angle iron for maximum strength. Four 4" swivel casters allow for tight maneuvering. The 16 gauge all-utility container box is bolted to the support frame and will handle anything from freight and stock forms to small tools. Utility box measures 20"W x 8"D x 5"H. Desk measures 20"W x 20"D x 48"H with a writing height of 42". Standard colors Green or Gray – please specify. Additional colors available – call for information. H790 ship knocked down and H791 ships assembled. FOB Shipping Point.

MOBILE SHOP DESKS			
Product No.	Description	Wt. (lbs.)	Price Ea.
H790	Knocked Down	51	\$365.00
H791	All-Welded	51	415.00



Dispatch Desks

Desks can be stationary or mobile. Locking swivel casters (-R) and leveling glides (-G) are available. Choose from a single or double top compartment for increased storage. All desks include a heavy duty bench drawer that runs on ball bearing slides and has a sliding insert tray and cylinder lock. Drawer dimensions are 20 x 20 x 6". Overall desk size is 36 x 24 x 42" to desk height, 51" OA height. Standard colors Green or Gray – please specify. Additional colors available. Ships KD. FOB Shipping Point.



H175-1

DISPATCH DESKS				
Product No.	No. of Top Compartments	Lower Tray	Wt. (lbs.)	Price Ea.
H175	Single	Tie Rods	87	\$255.00
H175-DC	Double	Tie Rods	105	319.00
H175-1	Single	1 Tray	94	325.00
H175-1-DC	Double	1 Tray	112	385.00
H175-2	Single	2 Trays	113	395.00
H175-2-DC	Double	2 Trays	131	455.00

Optional Glides add -G to the product no. and add \$50.00 to the price.
Optional Casters add -R to the product no. and add \$89.00 to the price.
Larger drawer option available -- call for information.

Locker Room Bench - 330

Product No.	Bench Length	No. of Pedestals	Wt. (lbs.)	Price Ea.
H330-3	3'	2	46	\$235.00
H330-4	4'	2	50	255.00
H330-5	5'	2	54	275.00
H330-6	6'	2	58	295.00
H330-7	7'	2	62	345.00
H330-8	8'	3	62	395.00
H330-9	9'	3	85	415.00
H330-10	10'	3	89	425.00
H330-11	11'	3	93	465.00
H330-12	12'	3	97	495.00

H331 Pedestal only \$85.00.

Locker Room Bench - 330

Pedestals that won't rust through provide the support unit for these locker room benches. The pedestals are made from a gray iron casting to maximize strength and allow the bench to be used as a free standing unit, if desired. The bench seat is made of laminated maple 9 1/2" wide and 1 1/4" thick. A two coat catalyzed varnish finish protects the wood. Standard color Gray or Green – please specify. Additional colors and depths available – call for information. Ships KD. FOB Shipping Point.



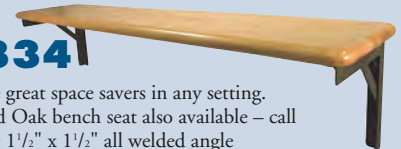
Locker Room Bench - 334

Pollard's all-new Wall Mounted Locker Room Benches are great space savers in any setting. Seats are available in 1 1/2" x 12" wide laminated maple. Red Oak bench seat also available – call for details. Your choice of seat is supported by two or three 1 1/2" x 1 1/2" all welded angle brackets designed to fit standard wall studs.

Ships KD.
FOB Shipping Point.

LOCKER ROOM BENCH - 334 MAPLE BENCH SEAT				
Bench Length	No. of Brackets	Product No.	Wt. (lbs.)	Price Ea.
3'	2	H334-M-3	23	\$169.00
4'	2	H334-M-4	28	179.00
5'	2	H334-M-5	33	189.00
6'	3	H334-M-6	42	229.00
7'	3	H334-M-7	47	239.00
8'	3	H334-M-8	52	269.00
9'	3	H334-M-9	57	289.00
10'	3	H334-M-10	62	345.00

H335 Bracket only \$30.00.



HEAVY DUTY TRUCKS & MOBILE BENCHES

Pollard
EST. 1921



H550 - A Frame



H512 - Flat Top



H508 - Heavy Duty Die



H516 - Heavy Duty Die



H514 - Closed

A Frame Truck - 550

All welded A frame truck with reinforced 12 gauge deck for transport of sheet stock, panels, slabs or in process parts. The A frame structure rises 48" above the 8" high reinforced deck creating a 56" overall height. Available in Green or Gray – please specify. Additional colors available – call for information. Ships KD. FOB Shipping Point.

Flat Top Truck - 512

Fully welded angle truck body supports a 12 gauge reinforced deck. Handle is removable for more load flexibility. Deck height sits at 16" and the handle rises another 16" above the deck. Available in Green or Gray – please specify. Additional colors available – call for information. Ships KD. FOB Shipping Point.

HD Die Truck - 508

All purpose, all welded material and die truck with a reinforced 12 gauge top deck and 2 x 2 x 1/8" angle uprights will provide lifetime performance. Heavy duty, locking swivel casters assure secure material transfer and ease of movement. Overall height of truck is 32". Available in Green or Gray – please specify. Additional colors also available – call for information. Ships KD. FOB Shipping Point.

HD Die Truck - 516

Transport material and dies with confidence on this heavy duty, all welded truck. The 12 x 20 x 5" ball bearing drawer with 100 lb. capacity allows you to keep the proper tools secure and ready for use. Optional cylinder lock and pull handle available for drawer. Overall height of truck is 36". Available in Green or Gray – please specify. Additional colors also available – call for information. Ships KD. FOB Shipping Point.

Closed Truck - 514

All welded angle frame reinforces bin bottom and provides support frame. Angle brace is affixed around the entire top of the truck with the edge to the outside or inside – please specify when ordering. Bottom of bin is 16" from the ground, and the sides rise another 16" creating a 33" overall height. Optional handle will increase overall height another 4". Available in Green or Gray – please specify. Additional colors also available – call for information. Ships KD. FOB Shipping Point.

Truck Caster Options	
Standard 5" Polyurethane Casters	
2 rigid, 2 swivel with brakes.	
Suggested Load Range: 1,400 lbs.	
Add -R to Product No.	
Price as listed in chart.	
Heavy Duty 5" Steel Casters	
2 rigid, 2 swivel with brakes.	
Suggested Load Range: 2,000 lbs.	
Add -S to Product No.	
Add \$65.00 to price.	
Extra Heavy Duty 6" Phenolic Casters	
2 rigid, 2 swivel with brakes.	
Suggested Load Range: 3,200 lbs.	
Add -E to Product No.	
Add \$115.00 to price.	
All Swivel Casters	
Add -XR to Product No.	
Add \$30.00 to price.	

A FRAME TRUCK – 550			
Product No.	Deck Size W x L	Wt. (lbs.)	Price Ea.
H550-2436	24 x 36"	113	\$435.00
H550-2448	24 x 48"	128	470.00
H550-2454	24 x 54"	138	509.00
H550-2460	24 x 60"	147	549.00
H550-3042	30 x 42"	130	509.00
H550-3048	30 x 48"	140	559.00
H550-3054	30 x 54"	150	589.00
H550-3060	30 x 60"	159	619.00
H550-3072	30 x 72"	178	665.00
H550-3636	36 x 36"	131	515.00
H550-3648	36 x 48"	152	555.00
H550-3660	36 x 60"	173	655.00
H550-3672	36 x 72"	194	695.00
FLAT TOP TRUCK – 512			
H512-2030	20 x 30"	67	425.00
H512-2036	20 x 36"	71	450.00
H512-2440	24 x 40"	86	460.00
H512-2448	24 x 48"	93	475.00
HEAVY DUTY DIE TRUCK – 508			
H508-2430	24 x 30"	108	495.00
H508-2436	24 x 36"	116	509.00
H508-3048	30 x 48"	130	619.00
H508-3060	30 x 60"	145	685.00
HEAVY DUTY DIE TRUCK – 516			
H516-2436	24 x 36"	145	605.00
H516-2448	24 x 48"	167	655.00
H516-3036	30 x 36"	165	675.00
H516-3048	30 x 48"	169	725.00
CLOSED TRUCK – 514			
H514-2030	20 x 30"	125	515.00
H514-2036	20 x 36"	135	535.00
H514-2440	24 x 40"	145	540.00
H514-2448	24 x 48"	160	560.00

Add suffix for caster option:
 -R Standard Polyurethane Caster.
 -S Heavy Duty Steel Caster, add \$65.00.
 -E Extra Heavy Duty Phenolic Casters, add \$115.00.
 -XR All Swivel Casters, add \$30.00.



Mobile Maintenance Bench

- Rugged all welded construction. • 7 different top options.
 - 5" heavy duty roller bearing polyurethane casters. • Easy grip locking "T" handle on cabinets.
- The Cabinet/Drawer Mobile Maintenance Bench has 3 heavy duty, heavy use (100 lb. capacity each) bench drawers with keyed cylinder locks and pull handles on ball bearing slides. An adjustable interior shelf sits behind a reinforced cabinet door with locking t-handle. 2 rigid and 2 locking swivel casters standard. In a garage, a maintenance shop or a factory, this mobile unit keeps all of your tools at hands reach. FOB Shipping Point.

The Full Cabinet Mobile Maintenance Bench has over 12 cu. ft. of storage space with an adjustable middle shelf behind 2 reinforced locking t-handle cabinet doors. FOB Shipping Point.



H165C-MT



H165-R



H165-FMT

MOBILE MAINTENANCE BENCH CABINET/DRAWER			
Product No.	Top Size D x W	Wt. (lbs.)	Price Ea.
H165-R	24 x 36"	250	\$1,050.00
H165-ST	29 x 48"	270	1,305.00
H165-FMT	24 x 36"	282	1,255.00
H165-MT	30 x 48"	292	1,365.00
H165-FHT	24 x 36"	295	1,195.00
H165-HT	30 x 48"	311	1,335.00
H165-PT	30 x 48"	390	1,395.00
DOUBLE CABINET			
H165C-R	24 x 36"	170	\$790.00
H165C-ST	29 x 48"	199	945.00
H165C-FMT	24 x 36"	205	895.00
H165C-MT	30 x 48"	220	1,095.00
H165C-FHT	24 x 36"	210	899.00
H165C-HT	30 x 48"	225	995.00
H165C-PT	30 x 48"	305	1,125.00

Add suffix for top option:
 -R Standard 12 ga. Steel Top.
 -ST Larger 12 ga. Steel Top.
 -FMT Flush Mount Maple Top.
 -MT 1 3/4" Laminated Maple Top.
 -FHT Flush Mount Hard Top.
 -HT 1 3/8" Hard Top.
 -PT Extra HD 3/8" Plate Top.

WELDING TABLES & WORK DESK



H4X8WELD-12



H3X6WELD-14WC
With Casters



H5X8WELD-1



Optional Caster (WC)

Ultimate Welding Tables

• **Solid Heavy Duty, long lasting shop tables for any welding application.**

If you are looking for a solid heavy duty shop table, look no further. These Ultimate Welding Tables offer 1/4", 3/8", 1/2", 3/4" and 1" plate steel tops. Each table offers all-welded construction and is built to 36" overall working height. The unpainted top is ideal for welding applications. Each table is built using 4 x 4" 11 ga. legs and features a bottom shelf with wire decking. All tables are powder coated black. Additional powder coated colors available -- call for pricing. FOB Shipping Point.

HEAVY DUTY WELDING TABLES					
Product No.	Size W x D x H	Top	Wt. (lbs.)	Price Ea.	*Add on For Casters (WC)
H3X6WELD-14	72 x 36 x 36"	1/4"	350	\$995.00	\$295.00
H3X6WELD-38	72 x 36 x 36"	3/8"	450	1,095.00	295.00
H3X6WELD-12	72 x 36 x 36"	1/2"	550	1,295.00	295.00
H3X8WELD-14	96 x 36 x 36"	1/4"	455	1,095.00	295.00
H3X8WELD-38	96 x 36 x 36"	3/8"	570	1,295.00	295.00
H3X8WELD-12	96 x 36 x 36"	1/2"	700	1,395.00	295.00
H4X4WELD-38	48 x 48 x 36"	3/8"	405	1,295.00	295.00
H4X4WELD-12	48 x 48 x 36"	1/2"	490	1,395.00	295.00
H4X8WELD-14	96 x 48 x 36"	1/4"	552	1,195.00	295.00
H4X8WELD-38	96 x 48 x 36"	3/8"	715	1,295.00	295.00
H4X8WELD-12	96 x 48 x 36"	1/2"	880	1,695.00	295.00
H4X8WELD-34	96 x 48 x 36"	3/4"	1200	2,595.00	295.00
H4X12WELD-12	144 x 48 x 36"	1/2"	1500	2,395.00	495.00
H5X8WELD-1	96 x 60 x 36"	1"	2000	3,795.00	495.00

*For workbench with casters, add WC suffix to product number and see chart for add-on price.

Drawer Unit

Can be used as a benchtop unit or underneath any Welding Table. 20 gauge galvanized steel. Includes four 100 lb. capacity drawers with removable compartments. Measures 24"W x 19"D x 17"H. FOB Shipping Point.

HDM24, Wt. 95 (lbs.) Price Ea. \$382.00



HDM24 Shown on Benchtop



HDM24 Shown Under Bench

Industrial Work Desk

• **18 gauge steel.**

Industrial Work Desk features an 18 gauge stainless steel top with wood support for extra strength. Includes a large bottom storage area with doors. Desk measures 30 1/2"D x 44 1/2"W x 56 1/2"H. Work surface height is 40".

Drawer measures 4"H x 36"W with a 200 lb. capacity.

FOB Shipping Point.

H344, Wt. 200 (lbs.) Price Ea. \$1,010.00



Industrial Drawer Cabinet

• **18 gauge galvanized steel construction.**

Industrial Drawer Cabinet features an 18 gauge stainless steel top cover and drawer fronts. Includes eight 200 lb. capacity compartment drawers. Each drawer measures 24"L x 29"W x 3 1/2"H. Overall size measures 28"D x 30"W x 48"H. FOB Shipping Point.

HDC30, Wt. 360 (lbs.) Price Ea. \$1,700.00



HDC30 Shown Open



HDC30 Shown Closed

CABINETS

Made in the U.S.A.



Ultimate Storage Cabinets

Galvanized steel construction provides strength, durability, and corrosion resistance in the toughest environments. Wall cabinets use two 3" heavy duty hinges per door and upright storage cabinets use three 3" heavy duty hinges per door. Each door is equipped with a lockable slam latch as well as a riveted box channel for extra strength. Each shelf is equipped with a center channel stiffener for extra strength and support. Our engineered corner frames feature a double offset for superior strength. Each cabinet is built using rivet fasteners which provides a very rigid, durable, quality cabinet at an affordable price. Made in the USA. FOB Shipping Point.

Single and Double Door Cabinets

- 18 gauge galvanized steel.
- 4 fixed full size shelves and 1-10" half shelf.
- Spray can caddy and small parts trays standard on both doors.
- 375 lb. capacity per shelf.



SINGLE AND DOUBLE DOOR CABINETS				
Product No.	Description	Overall Size D x W x H	Wt. (lbs.)	Price Ea.
H238	Single Door	22½ x 36½ x 80"	255	\$990.00
H248	Double Door	22 x 48 x 80"	375	1,214.00
H268	Double Door	22 x 60 x 80"	385	1,420.00

Single Door Cabinet

- 20 gauge galvanized steel.
- 4 fixed full size shelves.
- Spray can caddy and small parts trays standard.
- 300 lb. capacity per shelf.



SINGLE DOOR CABINET			
Product No.	Overall Size D x W x H	Wt. (lbs.)	Price Ea.
H138	18 x 32 x 80"	145	\$804.00

Double Door Cabinet

- 20 gauge galvanized steel.
- 3 fixed shelves.
- 2 low profile drawers incorporated in middle shelf for small parts storage.
- Spray can caddy and small parts trays standard.
- 250 lb. capacity per shelf.



DOUBLE DOOR CABINET			
Product No.	Overall Size D x W x H	Wt. (lbs.)	Price Ea.
H258	20½ x 54½ x 80"	250	\$1,270.00

Single Door Utility Cabinet

- 18 & 20 gauge galvanized steel.
- Heavy duty coat hook also great for harness, coveralls and work aprons.
- Standard spacing of holes configured for standard pegboard hooks located throughout the cabinet.
- One 250 lb. capacity full size shelf.



SINGLE DOOR UTILITY CABINET			
Product No.	Overall Size D x W x H	Wt. (lbs.)	Price Ea.
HUC36	22½ x 36½ x 80"	188	\$974.00

Single Door Welding Supply Cabinet

- 18 & 20 gauge galvanized steel.
- 15 shelf bin compartments.
- Single drawer with 18 metal compartments for small parts.
- Spray can caddy and parts trays standard.
- Three 300 lb. capacity full size open shelves.



SINGLE DOOR WELDING SUPPLY CABINET			
Product No.	Overall Size D x W x H	Wt. (lbs.)	Price Ea.
HWC36	22½ x 36½ x 80"	250	\$1,206.00

Single Door Multipurpose Bin Cabinet

- 18 & 20 gauge galvanized steel.
- 40 openings with sloped front lip for easy part removal.



SINGLE DOOR MULTIPURPOSE BIN CABINET			
Product No.	Overall Size D x W x H	Wt. (lbs.)	Price Ea.
H137B	16½ x 33 x 74"	220	\$1,022.00

Wall Cabinets

- 20 gauge galvanized steel.
- Two 150 lb. capacity shelves.



WALL CABINETS			
Product No.	Overall Size D x W x H	Wt. (lbs.)	Price Ea.
H134	18 x 36 x 40"	95	\$464.00
H143	12 x 48 x 32"	106	490.00
H163	13½ x 59½ x 36"	110	552.00

WORK BENCHES

Pucel
Enterprises, Inc.

Optional Side & Backstops

Industrial Work Benches

- Built for heavy-duty support and working surface – handles loads up to 3000 lbs.
- Perfect for assembly or maintenance work.



Here's the bench designed for hard work and durability. Made of 12 ga. steel top, 16 ga. stringers and shelves. The top, stringer and legs are standard bench components and are all reinforced for additional strength. Standard height 32½". All benches 96" or longer have 3 bench legs. Available in Steel Top or Maple Top. Custom design available. 13 standard colors. FOB Shipping Point. Laminate and composition available.

DRAWERS

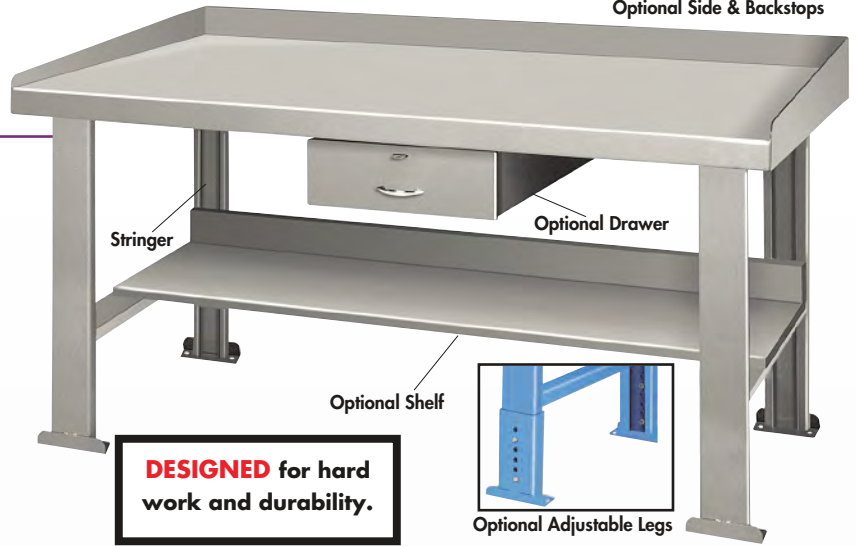
H1416-1 Measures 14"W. x 15"D. x 5"H.
Wt. 15 (lbs.) Price Ea. **\$50.55**

H1424-1 Measures 14"W. x 23"D. x 5"H.
Wt. 26 (lbs.) Price Ea. **\$62.27**

ADJUSTABLE LEGS

HABL-2 For 48", 60", 72"W. Benches.
Wt. 5 (lbs.) Add **\$46.71**

HABL-3 For 96", 120"W. Benches.
Wt. 6 (lbs.) Add **\$70.05**



DESIGNED for hard work and durability.

OPTIONAL ACCESSORIES

SIDE & BACK STOPS --

Product No.	SHELF Wt. (lbs.)	Price Ea.	FOR STEEL TOPS		MAPLE WOOD TOPS					
			Product No.	Bench Size D x W	Wt. (lbs.)	Price Ea.	Product No.	Bench Size D x W	Wt. (lbs.)	Price Ea.
HSH-48	18	\$42.53	H2448S	24 x 48"	15	\$42.00	H2448W	24 x 48"	16	\$42.00
HSH-60	22	51.14	H2460S	24 x 60"	17	46.31	H2460W	24 x 60"	16	46.31
HSH-72	26	58.50	H2472S	24 x 72"	19	50.61	H2472W	24 x 72"	20	50.61
HSH-96	34	78.23	H2496S	24 x 96"	26	69.77	H3048W	30 x 48"	20	48.09
HSH-120	42	92.94	H24120S	24 x 120"	29	77.23	H3060W	30 x 60"	22	51.14
HSH-48	18	42.53	H2848S	28 x 48"	19	48.09	H3072W	30 x 72"	24	54.18
HSH-60	22	51.14	H2860S	28 x 60"	21	51.14	H3096W	30 x 96"	29	71.88
HSH-72	26	58.50	H2872S	28 x 72"	23	54.18	H30120W	30 x 120"	32	82.74
HSH-96	34	78.23	H2896S	28 x 96"	28	71.88	H3648W	36 x 48"	22	49.88
HSH-120	42	92.94	H28120S	28 x 120"	31	82.74	H3660W	36 x 60"	24	52.93
HSH-48	18	42.53	H3448S	34 x 48"	21	32.26	H3672W	36 x 72"	26	58.50
HSH-60	22	51.14	H3460S	34 x 60"	23	52.93	H3696W	36 x 96"	31	74.93
HSH-72	26	58.50	H3472S	34 x 72"	25	58.50	H36120W	36 x 120"	35	89.83
HSH-96	34	78.23	H3496S	34 x 96"	30	74.93				
HSH-120	42	92.94	H34120S	34 x 120"	34	89.83				

For Benches 34"H. Add \$17.38
For a Maple Top Work Bench
Shipped Set-Up Add \$28.97

Wall/Bench Storage Cabinets

- Designed for wall hanging or convenient bench use.
- Durable all-welded heavy duty construction features.

WC Series

Flush mount double doors with 2-point locking handle. Shelf is adjustable. Can be mounted on a wall or bench. FOB Shipping Point.


WBC Series

Helps keep small parts organized and ready in instant retrieval. Doors are secured with a cylinder lock (2 keys included). Can be mounted on a wall or bench. FOB Shipping Point.

WC SERIES				
Product No.	Size W x D x H	No. Shelves	Wt. (lbs.)	Price Ea.
HWC-3027	30 x 14 x 27"	1	60	\$243.77
HWC-3627	36 x 14 x 27"	1	68	266.02
HWC-4827	48 x 14 x 27"	1	88	312.86
WBC SERIES				
Product No.	Size W x D x H	No. Shelves	Wt. (lbs.)	Price Ea.
HWBC-2621-4	26½ x 9 x 21"	4	39	116.07
HWBC-2630-6	26½ x 9 x 30"	6	53	156.29
HWBC-2630-3	26½ x 9 x 30"	3	44	133.75
HWBC-3524-2	35½ x 9 x 24"	2	45	145.36



COLOR CHART
13 Colors available at NO additional cost. Gray, Dark Green, Vista Green, Dark Brown, Beige, Dark Blue, Light Blue, Orange, Red, Putty, Black, White, and Yellow -- please specify. Delivery is not affected by color choice. Custom Colors available at additional cost. Custom Design...All items can be modified to suit your needs. Call for information.



Ergonomic Hydraulic Work Benches

- These ergonomic benches allow operators to adjust their work surface.
- Accommodates specific height need with ease.

Puts the work surface at the right height for back and fatigue saving productivity. Benches can be ordered with 8", 12" or 16" height adjustment. 1000 lbs. capacity for 8" and 12" adjustment, 750 lbs. for 16" adjustment. 16" adjustment available on benches 34"D. or larger. Manual crank folds under the bench when not in use. Electric unit can adjust height with the push of a button. Custom design available. 13 standard colors. FOB Shipping Point. Specify height adjustment...

STEEL TOP BENCHES						
Size D x W	Product No.	MANUAL		ELECTRIC		
		Wt. (lbs.)	Price Ea.	Product No.	Wt. (lbs.) Price Ea.	
28 x 48"	HHBS-2848-M8	169	\$1,356.74	HHBS-2848-E8	187	\$1,863.94
28 x 60"	HHBS-2860-M8	187	1,389.20	HHBS-2860-E8	205	1,896.40
28 x 72"	HHBS-2872-M8	204	1,427.69	HHBS-2872-E8	222	1,934.87
28 x 96"	-	-	-	HHBS-2896-E8*	298	2,399.46
28 x 120"	-	-	-	HHBS-28120-E8*	334	2,448.01
34 x 48"	HHBS-3448-M8	186	1,390.20	HHBS-3448-E8	204	1,897.39
34 x 60"	HHBS-3460-M8	206	1,432.00	HHBS-3460-E8	224	1,937.93
34 x 72"	HHBS-3472-M8	226	1,472.54	HHBS-3472-E8	244	1,978.46
34 x 96"	-	-	-	HHBS-3496-E8*	327	2,447.41
34 x 120"	-	-	-	HHBS-34120-E8*	367	2,519.67
WOOD TOP						
30 x 48"	HHBW-3048-M8	178	1,519.05	HHBW-3048-E8	196	2,024.98
30 x 60"	HHBW-3060-M8	203	1,587.35	HHBW-3060-E8	221	2,094.54
30 x 72"	HHBW-3072-M8	227	1,651.61	HHBW-3072-E8	245	2,157.54
30 x 96"	-	-	-	HHBW-3096-E8*	329	2,703.56
30 x 120"	-	-	-	HHBW-30120-E8*	377	2,895.05
36 x 48"	HHBW-3648-M8	194	1,578.68	HHBW-3648-E8	212	2,084.61
36 x 60"	HHBW-3660-M8	222	1,660.37	HHBW-3660-E8	240	2,167.55
36 x 72"	HHBW-3672-M8	249	1,735.49	HHBW-3672-E8	267	2,242.68
36 x 96"	-	-	-	HHBW-3696-E8*	359	2,818.52
36 x 120"	-	-	-	HHBW-36120-E8*	412	2,964.74

*Benches 96" or longer have 3 legs and 6 cylinders.
Electric
E8=8" adjustment E12=12" adjustment E16=16" adjustment
Manual
M8=8" adjustment M12=12" adjustment M16=16" adjustment
Height Adjustment (Add No. to Product No.)
-M12 For Manual 12" adjustment. Add \$17.38
-E12 For Electric 12" adjustment. Add \$17.38
-M16 For Manual 16" adjustment. Add \$33.60
-E16 For Electric 16" adjustment. Add \$33.60
(For Manual or Electric 16" adjustment on benches 96" or longer. Add \$53.29)

WORKBENCHES



Quick Value 4-Leg Workbench

Whether you need a basic bench or an option-loaded technician's bench, you can get it fast through our Quick Value program. 4-Leg Workbenches feature 1000 lbs. load capacity when evenly distributed. Workbenches feature a laminated worksurface with T-Mold edges, available in ESD or Standard Laminates. These benches are fixed at a height of 30" with an available option to purchase leg extenders for additional height purposes. Quick Value workbenches ship in 5-10 days and are available in Textured Sky Blue (DT) and Gun Metal Gray (S) powder coat paint colors. FOB Shipping Point.



QUICK VALUE 4-LEG WORKBENCH						
Ltr. No.	Size D x L x H	Laminate Type	Wt. (lbs.)	Textured Sky Blue Paint	Gun Metal Gray Paint	Price Ea.
				Product No.	Product No.	
A	30 x 60 x 30"	STD	125	HQV-1004002-DT	HQV-1004002-S	\$387.00
A	30 x 72 x 30"	STD	140	HQV-1004003-DT	HQV-1004003-S	398.00
A	36 x 72 x 30"	STD	144	HQV-1004013-DT	HQV-1004013-S	430.00
A	30 x 60 x 30"	ESD	125	HQV-1014002-DT	HQV-1014002-S	508.00
A	30 x 72 x 30"	ESD	140	HQV-1014003-DT	HQV-1014003-S	532.00
A	36 x 72 x 30"	ESD	144	HQV-1014013-DT	HQV-1014013-S	578.00

QUICK VALUE 4-LEG ACCESSORIES						
Ltr. No.	Description	Wt. (lbs.)	Textured Sky Blue Paint	Gun Metal Gray Paint	Price Ea.	
			Product No.	Product No.		
B	Footrest for bench 30 x 60"	5	HQV-1021532-DT	HQV-1021532-S	\$62.00	
B	Footrest for bench 30 x 72"	6	HQV-1021533-DT	HQV-1021533-S	63.00	
B	Footrest for bench 36 x 72"	6	HQV-1021538-DT	HQV-1021538-S	77.00	
C	Electrical Channel 48"L 15AMP - Aluminum finish	15		HQV-1004917	101.00	
D	48" High Uprights	18	HQV-08713-0001-DT	HQV-08712-0001-S	67.00	
E	Light Fixture 60"L - Black brackets, white light fixture	35		HQV-1004922	260.00	
E	Light Fixture 72"L - Black brackets, white light fixture	40		HQV-1004923	260.00	
F	Shelf - 6"D x 12"H x 60"L	25	HQV-01264-1260-DT	HQV-01264-1260-S	117.00	
F	Shelf - 6"D x 12"H x 72"L	30	HQV-01264-1272-DT	HQV-01264-1272-S	121.00	
G	Part Cup Rail - 60"L - Black finish	10		HQV-1004952	57.00	
G	Part Cup Rail - 72"L - Black finish	14		HQV-1004953	57.00	
H	Clip Portrait Document Holder - Black finish	15		HQV-1004905	124.00	
I	Flat Panel Display Arm - 26" Fully Extended - Black	18		HQV-1004902	129.00	
J	FPD Keyboard/Mouse Holder - Black finish	10		HQV-1004903	111.00	
-	6" Single Drawer with Lock	30	HQV-1050002-DT	HQV-1050002-S	169.00	
-	12" Single Drawer with Lock	35	HQV-1050004-DT	HQV-1050004-S	199.00	
-	Leg Extender Kit - adjust 30-36" in 2-inch increments	15	HQV-1004099-DT	HQV-1004099-S	46.00	

Quick Ship Packaging Station Bench

IAC's Packaging Stations provide shippers with rugged and versatile platforms to efficiently handle the most demanding packaging tasks. Ideal for both seated and standing users, the telescoping legs provide worksurface height adjustment ranging between 30" to 36". The impact and chemical resistant laminated worksurface features a 180° rolled front edge for comfortable use. Packaging Stations begin with a basic bench and upright supports. Choose from a variety of accessories for both above and below the worksurface storage and efficiencies. Packaging Stations are powder coat painted a Soft Gray (MD) and have a White Laminated worksurface. Maximum load is 1000 lbs. evenly distributed. FOB Shipping Point.



QUICK SHIP PACKAGING STATION BENCH					
Ltr. No.	Product No.	Description	Wt. (lbs.)	Price Ea.	
A	HQS-00230-5001	30"D x 60"L x 30"-36"H - 48"H Uprights included - STD Laminate	125	\$620.00	
A	HQS-00230-5002	30"D x 72"L x 30"-36"H - 48"H Uprights included - STD Laminate	140	628.00	
A	HQS-00230-5004	36"D x 72"L x 30"-36"H - 48"H Uprights included - STD Laminate	144	635.00	

QUICK SHIP PACKAGING STATION ACCESSORIES					
Ltr. No.	Product No.	Description	Wt. (lbs.)	Price Ea.	
B	HQS-01620-1960	Light Fixture 60"L	35	325.00	
B	HQS-01620-1972	Light Fixture 72"L	40	330.00	
C	HQS-01260-1260	Upper Shelf Assembly - 12"D x 60"L x 12"H	25	138.00	
C	HQS-01260-1272	Upper Shelf Assembly - 12"D x 72"L x 12"H	30	143.00	
D	HQS-01263-3060	Upper Shelf Backsplash - 60"L x 12"H	3	58.00	
D	HQS-01263-3072	Upper Shelf Backsplash - 72"L x 12"H	4	68.00	
E	HQS-08402-1212	Upper Shelf Dividers - 12"D x 12"H	2	23.00	
F	HQS-01264-1260	Upper Shelf Assembly - 12"D x 60"L x 6"H	20	121.00	
F	HQS-01264-1272	Upper Shelf Assembly - 12"D x 72"L x 6"H	25	125.00	
G	HQS-01263-4060	Upper Shelf Backsplash - 60"L x 6"H	3	45.00	
G	HQS-01263-4072	Upper Shelf Backsplash - 72"L x 6"H	4	52.00	
H	HQS-01620-1660	Upper Paper Roll Holder - 60"L	12	138.00	
H	HQS-01620-1672	Upper Paper Roll Holder - 72"L	15	143.00	
I	HQS-02241-6000	Electrical Channel - 60"L -15 amp	21	190.00	
I	HQS-02241-7200	Electrical Channel - 72"L -15 amp	28	195.00	
J	HQS-01261-1260	Middle Shelf Assembly - 12"D x 60"L	20	125.00	
J	HQS-01261-1272	Middle Shelf Assembly - 12"D x 72"L	25	130.00	
K	HQS-08402-1318	Lower Shelf Divider - 13"H x 18"D	2	20.00	
L	HQS-01262-2260	Lower Shelf Assembly - 22"D x 60"L	35	130.00	
L	HQS-01262-2272	Lower Shelf Assembly - 22"D x 72"L	40	133.00	
-	HQS-01620-1760	Lower Paper Roll Holder - 60"L	12	60.00	
-	HQS-01620-1772	Lower Paper Roll Holder - 72"L	15	65.00	
-	HQS-01620-1860	Parts Cup Rail - 60"L - Black finish	10	62.00	
-	HQS-01620-1872	Parts Cup Rail - 72"L - Black finish	14	63.00	
-	HQS-01620-1904	Clip Portrait Document Holder	15	208.00	
-	HQS-01620-1916	Flat Panel Display Arm - 26" Fully Extended - Black	18	283.00	
-	HQS-01620-1917	Side-Out Universal CPU Holder	14	217.00	
-	HQS-08402-0612	Upper Shelf Dividers - 12"D x 6"H	2	20.00	
-	HQS-08713-0101	Leg Extender Caster Kit - 4 Locking Wheel Casters (adds 4"H)	18	170.00	
-	HQS-1022918	Flat Panel Display Keyboard/Mouse Holder	10	192.00	

PRO-LINE WORKBENCHES & LAB BENCHES

PROLINE



Complete Packaging Workbenches

- Bench height is adjustable.
- Laminate surfaces are White with Black "T" mold edging. Light Gray frame.

Proline's Complete Packaging Workbenches are sold with all accessories shown. Features include full lower shelf with four 18" x 18" dividers, full width storage shelf with 4" of clearance, UR72 uprights, bin holder, 6 outlet power supply, paper spool holder, enclosed metal shelf 12" deep with four 4" dividers, corrugated storage shelf with four 12" x 18" dividers, and a shop light. ESD price includes a Ground Kit. Bench height is adjustable from 30" to 36". FOB Shipping Point.

COMPLETE PACKAGING WORKBENCHES					
Product No.	Size L x W	Wt. Cap. (lbs.)	Top Work Surface	Wt. (lbs.)	Price Ea.
HCPB6030P	60 x 30"	750	Plastic Laminate	325	\$1,394.00
HCPB6030C	60 x 30"	750	ESD Laminate	325	1,591.00
HCPB6030M	60 x 30"	750	Solid Maple	362	1,590.00
HCPB7230P	72 x 30"	750	Plastic Laminate	355	1,463.00
HCPB7230C	72 x 30"	750	ESD Laminate	355	1,700.00
HCPB7230M	72 x 30"	750	Solid Maple	399	1,699.00

Heavy Duty Lab Benches

- Standard height is 30" high.

Model HDL is a sturdy four leg design lab bench. Features include 4" front, back and side rails to support the work surface. The 4" high rails allow operators to sit on either side. PVC boots for each leg protect bench during clean ups. Available with three different work surface choices: Black Chemguard 1 1/4" chemical resistant laminate, 1" Black Epoxy Resin and Stainless Steel. Frame is a Light Beige. FOB Shipping Point.




HEAVY DUTY LAB BENCHES				
Product No.	Size L x W	Top Work Surface	Wt. (lbs.)	Price Ea.
HHDL6030CG	60 x 30"	Chem-Guard	115	\$480.00
HHDL6030ER	60 x 30"	Epoxy Resin	224	817.00
HHDL6030SS	60 x 30"	Stainless Steel	146	670.00

Electric Height Adjustable Workbenches

- Change height with the push of a button.
- 1000 lbs. capacity.
- Adjust height from 30.5" to 46.5".

Unit includes a programmable switch so operators can preset up to three heights into memory or push the override button to any height desired. Increase productivity with these modular stations, you can configure them to meet your needs. Optional modular accessories sold separately. FOB Shipping Point.




HMVSII6030P Shown with Optional Accessories

ELECTRIC HEIGHT ADJUSTABLE WORKBENCHES					
Product No.	Size L x W	Adj. Height	Top Work Surface	Wt. (lbs.)	Price Ea.
HMVSII6030P	60 x 30"	30.5-46.5"	Plastic Laminate	210	\$1,892.00
HMVSII6030C	60 x 30"	30.5-46.5"	ESD Laminate	210	2,027.00
HMVSII6030M	60 x 30"	30.5-46.5"	Solid Maple	240	2,026.00
HMVSII7230P	72 x 30"	30.5-46.5"	Plastic Laminate	230	1,958.00
HMVSII7230C	72 x 30"	30.5-46.5"	ESD Laminate	230	2,121.00
HMVSII7230M	72 x 30"	30.5-46.5"	Solid Maple	272	2,120.00

Please See Optional Modular Accessories On Adjacent Page.

PRO-LINE ERGONOMIC WORK STATIONS

PROLINE



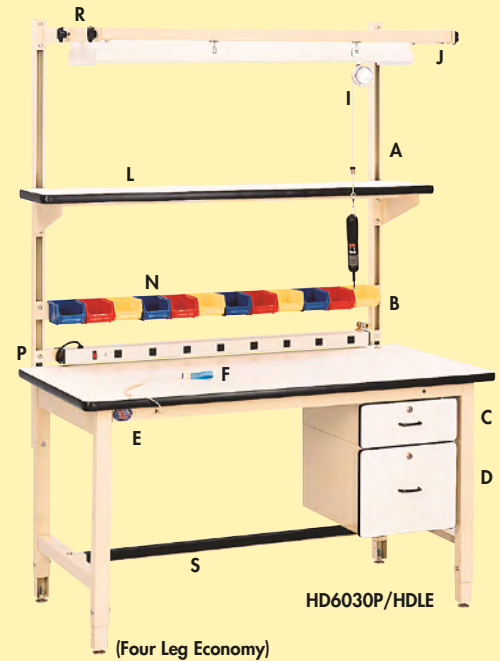
Ergonomic Base Work Stations

- Height adjustable work surface reduces repetitive motion injury and fatigue.
- Hand crank safely and easily folds out of the way.

Ergonomic work stations help increase productivity by creating a station to meet your needs. Workers of every size can perform tasks comfortably by turning the handle to adjust the work surface. Durable and rugged 330 lb. capacity. Work stations efficiently handle multiple shifts and tasks at one place. Tough 1.25" thick work surface stands up to hard industrial work. "T" mold edges with rounded corner adds a handsome touch. Work station includes surface, frame and leveling glides. 20" steel modesty panel provides lateral support. Available in Beige, Blue, or Gray -- please specify. FOB Shipping Point.

Four Leg Economy

Handsome workstation provides efficient pull-pin height adjustment. Industrial grade features include 16 ga. 2" square legs, 2" thick front and 8" thick back rails. Safely handles 1000 lb. capacity loads.



Product No.	ERGO-LINE HAND CRANK ERGONOMIC WORK STATION		Work Surface	Wt. (lbs.)	Price Ea.
	Size L x W	Adjustable Height			
HEL6030P	60 x 30"	30-42"	Standard laminate	140	\$1310.00
HEL6030C	60 x 30"	30-42"	ESD laminate	140	1466.00
HEL7230P	72 x 30"	30-42"	Standard laminate	155	1377.00
HEL7230C	72 x 30"	30-42"	ESD laminate	155	1539.00
FOUR LEG ECONOMY ERGONOMIC BASE WORK STATION					
HHD6030P/HDLE	60 x 30"	30-36"	Standard laminate	115	395.00
HHD6030C/HDLE	60 x 30"	30-36"	ESD laminate	115	531.00
HHD7230P/HDLE	72 x 30"	30-36"	Standard laminate	130	435.00
HHD7230C/HDLE	72 x 30"	30-36"	ESD laminate	130	598.00

OPTIONAL MODULAR ACCESSORIES

Efficient ergonomic accessories move vertically with the work surface. Accessory supports have infinite adjustability. Air quick disconnect places shop air at surface. Modular drawers have smooth rounded corners. ESD ground kit and wrist strap protects ESD sensitive components in a range of 10° and 10°. Articulating bin arm extends up to 23.5" from upright. Articulating monitor arm extends up to 27.5" from upright. Tool balancer and trolley helps reduce fatigue and increases work surface organization. Overhead lights reduce eye strain. FOB Shipping Point.

OPTIONAL ACCESSORIES

Ltr. No.	Product No.	Description	Fits Work Station	Wt. (lbs.)	Price Ea.
A	HUR60	Accessory supports 48" above surface.	60" and 72"	20	\$65.00 Pr.
B	HAQDC	Air quick disconnect (mounts to ESMR)	60" and 72"	1.5	29.00
C	HMDS6*	6" drawer 6"H. x 15"W. x 19.250"L.	60" and 72"	26	164.00
D	HMDS12*	12" drawer 12"H. x 15"W. x 19.250"L.	60" and 72"	38	203.00
D	HHK	Drawer hanging kit (one per bench)	60" and 72"	1.15	24.00
E	HSGK-J2	ESD ground kit (ESD station only)	60" and 72"	1	53.00
F	HSGS-4	ESD wrist strap (ESD station only)	60" and 72"	1	42.00
G	HABH-1	Articulating bin arm 17" x 18"	60" and 72"	19	266.00
H	HMA-1	Articulating monitor arm 14" x 14" w/keyboard tray	60" and 72"	19	154.00
I	HTB-5	Tool balancer for tools up to 5 lbs., mounts to HLTf60, HLTf72	60" and 72"	6	76.00
J	HOLF60	60" overhead light and frame	60"	27	231.00
-	HOLF72	72" overhead light and frame	72"	38	245.00
L	HCSPL1260P	60" x 12" laminate shelf and supports	60"	30	134.00
-	HCSPL1272P	72" x 12" laminate shelf and supports	72"	36	149.00
N	HBH60	60" bin holder (bins sold separately)	60"	5.5	33.00
O	HBH72	72" bin holder (bins sold separately)	72"	6.5	36.00
P	HES48/ESMR60	60" power supply (8 outlets 120V 15 amp) and mounting rail	60"	8.5	112.00
-	HES48/ESMR72	72" power supply (8 outlets 120V 15 amp) and mounting rail	72"	9.5	114.00
R	HLTF60	Tool suspension frame mounts to HOLF60. Includes 2 trolleys	60"	13	99.00
-	HLTF72	Tool suspension frame mounts to HOLF72. Includes 2 trolleys	72"	14	106.00
S	HFR60	60" footrest (Model HD only)	60"	6.25	39.00
-	HFR72	72" footrest (Model HD only)	72"	7.25	43.00
-	HTLC-ELQS	Total casters and mounting brackets for the Model EL	60" and 72"	15	216.00
-	HTLC-HDQS	Total casters and mounting brackets for the Model HD	60" and 72"	15.2	243.00
-	HFSMA	Flat screen monitor arm	60" and 72"	21	147.00
-	HFSMAKBT	KBT Keyboard for flat screen monitor arm	60" and 72"	11	98.00
T	HLOMB	Maginifier Light Bracket	60" and 72"	1	46.00
U	HMAG1	Maginifier 3 Diopter with light	60" and 72"	9	204.00

*When mounting drawer to bottom of bench top, purchase HHK Drawer Hanging Kit. Wt. 1.15 (lbs.), Price Ea. \$24.00

HEAVY DUTY WORKBENCHES

5,000 lb. Capacity Kennedy Series Workbenches

BenchPro™
... Rock Solid

- America's Easiest to Assemble Benches - Tighten 2 screws on each leg and you are DONE.
- Available with adjustable leg, manual crank and hydraulic lift – contact dealer for more information.
- 180° Front Radius Ergonomic Edge. •10-Year unconditional warranty.

These professional workbenches have been tested to easily hold over 6,600 lbs. and are offered in Blue, White, Gray, Black or Beige frame color without any additional cost – please specify color. The 2" square tubular legs have 1/4" thick steel plates welded into their center for maximum strength (see photo below). Pick any work surface height from 30" to 36", or order a custom height – contact dealer for more information. Pick any Genuine Formica™ laminated top color available in Frosty White, Black, Desert Beige, Gray or Oak at no additional charge – please specify color when ordering.

Our ESD workbench includes two wrist strap jacks, two grounding lugs, two green grounding wires and aluminum sheet underneath the ESD top for maximum conductivity. ESD tops with ergonomic rounded edges are covered with LisStat™ laminate available in White, Gray or Black – please specify.

Stainless steel tops have square edges and use 304 grade steel in 18-gauge applied over 1/8" thick Industrial Particleboard. We also offer 20,000 lb. capacity workbench, laboratory workbench, Class 100 Cleanroom, CleanRoom ESD, Abrasion Resistant, Chemical Resistant, Galvanized and disposable tops - contact dealer for prices.

Many optional accessories are available to customize your workbench, please see the chart below. Optional earthquake safety light fixture, Bin-Box Rails, Roll Holders and Shelves snap onto slotted uprights. Drawers come with 100 lb. capacity soft closing Full Extension Heavy Duty suspensions. Electrical options are UL Listed. Advanced function light fixture includes two T8 bulbs, integral switch, 10' cord, electronic ballast and clear acrylic defuser. Sealed against dust and other airborne particulate. FOB Shipping Point.


5,000 LB. CAPACITY KENNEDY SERIES WORKBENCHES

Size D x L	HEAVY FORMICA™ LAMINATE TOP			HEAVY LISSTAT™ ESD TOP		
	Product No.	Wt. (lbs.)	Price Ea.	Product No.	Wt. (lbs.)	Price Ea.
24 x 60"	HKF2460	75	\$329.00	HKD2460	75	\$475.00
24 x 72"	HKF2472	100	362.00	HKD2472	100	532.00
30 x 48"	HKF3048	78	322.00	HKD3048	78	463.00
30 x 60"	HKF3060	92	361.00	HKD3060	92	531.00
30 x 72"	HKF3072	113	399.00	HKD3072	113	598.00
30 x 96"	HKF3096	142	503.00	HKD3096	142	763.00
36 x 60"	HKF3660	107	394.00	HKD3660	107	589.00
36 x 72"	HKF3672	125	436.00	HKD3672	125	665.00
36 x 96"	HKF3696	174	549.00	HKD3696	174	847.00
36 x 120"	HKF36120	229	700.00	HKD36120	229	1,068.00
48 x 120"	HKF48120	265	815.00	HKD48120	265	1,280.00

Size D x L	BUTCHER BLOCK TOP			STAINLESS STEEL TOP		
	Product No.	Wt. (lbs.)	Price Ea.	Product No.	Wt. (lbs.)	Price Ea.
24 x 60"	HKW2460	154	\$445.00	HKN2460	90	\$434.00
24 x 72"	HKW2472	176	507.00	HKN2472	118	495.00
30 x 48"	HKW3048	143	440.00	HKN3048	96	420.00
30 x 60"	HKW3060	165	516.00	HKN3060	115	492.00
30 x 72"	HKW3072	187	592.00	HKN3072	140	564.00
30 x 96"	HKW3096	231	766.00	HKN3096	178	730.00
36 x 60"	HKW3660	176	589.00	HKN3660	133	552.00
36 x 72"	HKW3672	198	677.00	HKN3672	157	634.00
36 x 96"	HKW3696	242	877.00	HKN3696	216	820.00
36 x 117"	-	-	-	HKN36117	280	1,034.00
36 x 120"	HKW36120	286	1,107.00	-	-	-
48 x 117"	-	-	-	HKN45117	320	1,259.00
48 x 120"	HKW48120	315	1,384.00	-	-	-

OPTIONS

Letter ID	Product No.	Description	Wt. (lbs.)	Price Ea.
A	HD2	2"H x 13 1/2"W Steel Drawer	17	\$107.00
	HD4	4"H x 13 1/2"W Steel Drawer	19	112.00
B	HD6	6"H x 13 1/2"W Steel Drawer	23	121.00
	HD12F	12"H x 13 1/2"W Steel Drawer with File Rods	30	134.00
C	HLTS48	44" Overhead Light, Bulbs, Cord & Frame †	17	189.00
	HLTS60	56" Overhead Light, Bulbs, Cord & 60" Frame †	18	202.00
	HLTS72	68" Overhead Light, Bulbs, Cord & 72" Frame †	19	250.00
	HLTS96	92" Overhead Light, Bulbs, Cord & 96" Frame †	21	259.00
D	HU24	24" Upright Set (Hold Shelves & Lights)	7	55.00
	HU36	36" Upright Set (Hold Shelves & Lights)	11	73.00
	HTS1248	12 x 48" Formica Top Shelves	27	77.00
	HTS1260	12 x 60" Formica Top Shelves	33	94.00
	HTS1272	12 x 72" Formica Top Shelves	40	110.00
E	HTS1296	12 x 96" Formica Top Shelves	53	154.00
	HTSD1248	12 x 48" ESD Formica Top Shelves	27	126.00
	HTSD1260	12 x 60" ESD Formica Top Shelves	33	154.00
	HTSD1272	12 x 72" ESD Formica Top Shelves	40	183.00
	HTSD1296	12 x 96" ESD Formica Top Shelves	53	252.00
F	HB48	48" Bin Box Rail ‡	9	68.00
	HB60	60" Bin Box Rail ‡	11	78.00
	HB72	72" Bin Box Rail ‡	13	91.00
G	HF48-2P	48" Adjustable Painted Footrest	5	26.00
	HF60-2P	60" Adjustable Painted Footrest	6	31.00
	HF72-2P	72" Adjustable Painted Footrest	7	35.00
	HF96-2P	96" Adjustable Painted Footrest	8	48.00
H	HR48	48" Roll Holder ‡	3	52.00
	HR60	60" Roll Holder ‡	4	54.00
	HR72	72" Roll Holder ‡	4	57.00
	HR96	96" Roll Holder ‡	5	65.00
I	HS8-48	48" Aluminum Power Strip w/Stainless Face	4	88.00
	HS8-60	60" Aluminum Power Strip w/Stainless Face	5	95.00
	HS8-72	72" Aluminum Power Strip w/Stainless Face	6	102.00
	HS8-96	96" Aluminum Power Strip w/Stainless Face	7	120.00
J	HLP	6" Adjustable Legs *	10	44.00
K	HCLS-UB	1,200 lb. Capacity Urethane Locking Casters (Set/4)	11	135.00
L	HMHV	Articulating Monitor Holder	6	100.00



Heavy Duty Drawer with Soft Closing Mechanism



All Welded Frames with 1/4" Plate Steel

Note: Ask your sales representative about quantity discounts and hundreds of other options. * K-Series Benches are Made to Order in Any Height at no Additional Cost.

† Includes Two T8 bulbs and a rust, dust, moisture and explosion resistant fixture with switch, the deluxe mounting frame and 10' cord. 48 x 60" benches use 4' fixture.

72, 96 and 120" benches use 6' fixtures. ‡ Order necessary Upright Set separately.

HEAVY DUTY WORKBENCHES

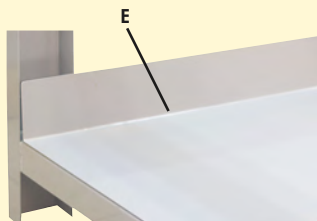
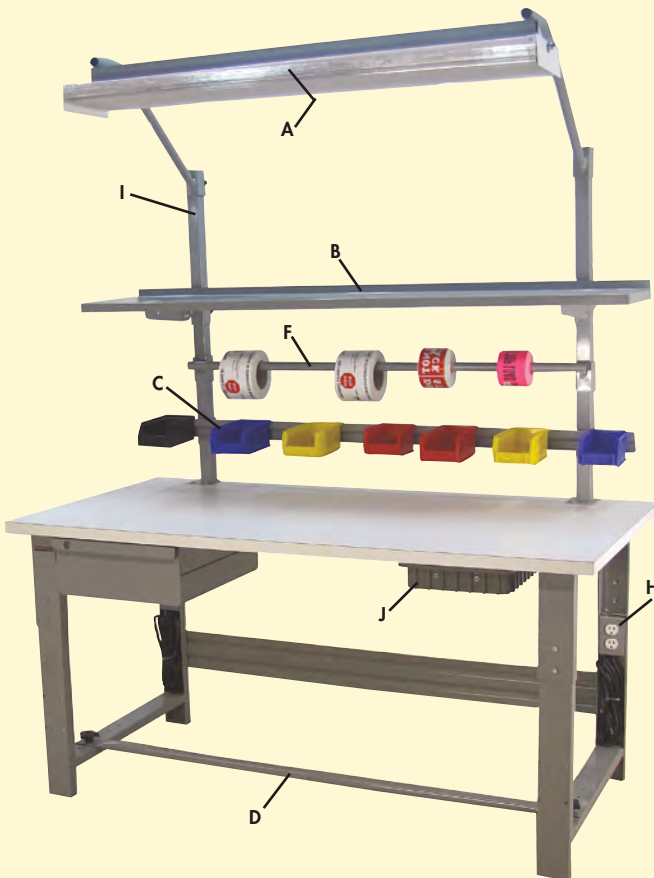
1,000 lb. Capacity Roosevelt Series Workbenches

- 10-Year unconditional warranty.
- Height adjustable from 30" to 36".
- America's Easiest to Assemble Benches.
- Heavy Duty 13-gauge steel legs.
- Various Chemicals and scratch resistant powder paint.
- Meet all local, state and federal specifications.


BenchPro™
... Rock Solid

This Workbench features the finest channel leg design available in the USA today. Height adjustment is made at the top of the leg for convenience. Standard workbench colors are Blue, Gray or Black – please specify. Select from Genuine Formica™ Laminate, LisStat™ ESD Laminate, 304 Grade Stainless Steel, or Butcher Block tops. Butcher Block tops are a combination of ash and maple hardwood strips for durability. Our ESD workbench comes with wrist strap jack on each side, a 10' green grounding wire and aluminum sheet underneath the ESD top for maximum conductivity. Standard Formica™ Laminate top colors available in Frosty White, Black, Desert Beige, Gray or Oak – please specify. Class 100 Cleanroom tops available and other colors, sizes and options are available – contact dealer for more information. FOB Shipping Point.

Adjust the height of the optional shelves, lights, bin box rails and roll holders on 1" centers with a turn of a knob.



16 ga. Steel Bottom Shelf



Lower Bin Shelf



Heavy Duty Ball Bearing Drawer Slide

1,000 LB. CAPACITY ROOSEVELT SERIES WORKBENCHES						
HEAVY FORMICA™ LAMINATE TOP				HEAVY LISSTAT™ ESD TOP		
Size D x L	Product No.	Wt. (lbs.)	Price Ea.	Product No.	Wt. (lbs.)	Price Ea.
24 x 48"	HRE2448	70	\$138.00	HRD2448	70	\$231.00
24 x 60"	HRE2460	87	154.00	HRD2460	87	266.00
24 x 72"	HRE2472	104	169.00	HRD2472	104	301.00
30 x 48"	HRE3048	87	152.00	HRD3048	87	262.00
30 x 60"	HRE3060	104	170.00	HRD3060	104	303.00
30 x 72"	HRE3072	120	187.00	HRD3072	120	345.00
36 x 48"	HRE3648	90	165.00	HRD3648	90	292.00
36 x 60"	HRE3660	109	186.00	HRD3660	109	341.00
36 x 72"	HRE3672	125	206.00	HRD3672	125	389.00
36 x 96"	HRE3696	161	295.00	HRD3696	161	556.00
36 x 120"	HRE36120	185	327.00	HRD36120	185	617.00

BUTCHER BLOCK TOP				STAINLESS STEEL TOP		
Size D x L	Product No.	Wt. (lbs.)	Price Ea.	Product No.	Wt. (lbs.)	Price Ea.
24 x 48"	HRW2448	87	\$285.00	HRN2448	87	\$278.00
24 x 60"	HRW2460	109	336.00	HRN2460	109	317.00
24 x 72"	HRW2472	130	388.00	HRN2472	130	356.00
30 x 48"	HRW3048	109	334.00	HRN3048	109	315.00
30 x 60"	HRW3060	131	397.00	HRN3060	132	362.00
30 x 72"	HRW3072	152	460.00	HRN3072	153	409.00
36 x 48"	HRW3648	115	384.00	HRN3648	114	352.00
36 x 60"	HRW3660	139	458.00	HRN3660	139	407.00
36 x 72"	HRW3672	162	532.00	HRN3672	163	461.00
36 x 96"	HRW3696	170	761.00	HRN3696	170	660.00
36 x 117"	-	-	-	HRN36117	195	732.00
36 x 120"	HRW36120	195	845.00	-	-	-

OPTIONS				
Letter ID	Product No.	Description	Wt. (lbs.)	Price Ea.
A	HRLK-48	48" Light Complete *†	10	\$159.00
	HRLK-60	60" Light Complete *†	12	172.00
	HRLK-72	72" Light Complete *†	14	231.00
B	HRTS-1248	12 x 48" Formica Top Shelf †‡	27	49.00
	HRTS-1260	12 x 60" Formica Top Shelf †‡	33	58.00
	HRTS-1272	12 x 72" Formica Top Shelf †‡	40	76.00
	HRTSD-1248	12 x 48" ESD Formica Top Shelf †‡	27	76.00
C	HRTSD-1260	12 x 60" ESD Formica Top Shelf †‡	33	92.00
	HRTSD-1272	12 x 72" ESD Formica Top Shelf †‡	40	118.00
	HRBR-48	48" Bin Box Rail ‡	3	63.00
D	HRBR-60	60" Bin Box Rail ‡	4	71.00
	HRBR-72	72" Bin Box Rail ‡	5	81.00
	HFR48-2P	44" Adjustable Painted Footrest ‡	5	26.00
E	HFR60-2P	56" Adjustable Painted Footrest ‡	6	32.00
	HFR72-2P	68" Adjustable Painted Footrest ‡	7	39.00
	HRBSM-1544	12 x 44" Steel Bottom Shelf ‡	31	84.00
F	HRBSM-1556	12 x 56" Steel Bottom Shelf ‡	38	103.00
	HRBSM-1568	12 x 68" Steel Bottom Shelf ‡	46	134.00
	HR-48	48" Roll Holder ‡	3	52.00
G	HR-60	60" Roll Holder ‡	4	54.00
	HR-72	72" Roll Holder ‡	4	57.00
	HRLBS-42	42" Lower Bin Shelf	26	79.00
H	HRLBS-54	54" Lower Bin Shelf	33	90.00
	HRLBS-66	66" Lower Bin Shelf	39	105.00
	HAL-8	8 Outlet Power Strip	2	37.00
I	HRU-36	36" Upright Set	10	59.00
	HPD	Nylon Bin Drawer	1	24.00
	HRD-2	2"H x 13 1/2"W Steel Drawer	17	78.00
J	HRD-6	6"H x 13 1/2"W Steel Drawer	23	81.00
	HRD-12	12"H x 13 1/2"W Steel Drawer	30	92.00

Note: Call for volume pricing, other options and custom.

* Includes 48" Fluorescent Fixture with Two Bulbs, a Mounting Frame and 9' Cord with Switch.

† Shelf is laminated on all 6 sides and includes the Adjustable Brackets.

‡ Order necessary Upright Set separately.

TRESTON WORKSTATIONS



Treston's TP Workstation

- Height adjustable with an allen-key between 25.6" to 35.4".
- Suitable for wide range of environments, including technical, manufacturing, medical and heavy industry.
- One inch thick laminated particle board work surface with load capacity up to 660 lbs.
- The workstation's superior durability will provide decades of use.
- Available in ESD-safe option.

FOB Shipping Point.

TP WORKSTATION						
STANDARD SURFACE				WITH ESD SURFACE		
Size D x W	Product No	Wt. (lbs.)	Price Ea.	Product No	Wt. (lbs.)	Price Ea.
30 x 40"	HTP3040	56	\$300.04	HTP3040ESD	56	\$378.66
30 x 48"	HUS-TP3048TPK*	66	406.76	HUS-TP3048TPKESD*	66	478.19
30 x 60"	HUS-TP3060TPK*	76	427.29	HUS-TP3060TPKESD*	76	531.76
30 x 72"	HUS-TP3072TPK*	86	492.60	HUS-TP3072TPKESD*	86	602.21
36 x 60"	HTP3660	86	404.00	HTP3660ESD	86	519.93
36 x 72"	HTP3672	96	432.15	HTP3672ESD	96	606.28

*QuickShip - ships in 5 days.

Treston's LMT Motorized Workstation

- Light duty motorized ergonomic multi-purpose worktable, well suited for light industrial, laboratory, light assembly, quality control, packaging and technical offices.
- Quickly adjustable by using an integrated linear actuator system, 25.39" to 45.08".
- 1" thick worktop is included, load capacity 330 lbs.
- Available in ESD-safe option.

FOB Shipping Point.

LMT MOTORIZED WORKSTATION						
STANDARD SURFACE				WITH ESD SURFACE		
Size D x W	Product No	Wt. (lbs.)	Price Ea.	Product No	Wt. (lbs.)	Price Ea.
30 x 40"	H854665-41	150	\$1,372.38	H854665-49	150	\$1,418.68
30 x 48"	H854667-41*	175	1,386.49	H854667-49*	175	1,440.40
30 x 60"	H854668-41*	200	1,405.66	H854668-49*	200	1,473.81
30 x 72"	H854669-41*	225	1,429.20	H854669-49*	225	1,498.50

*QuickShip - ships in 5 days.



TP Workstation with Accessories

Our popular 30 x 60" TP Workstation preconfigured with an accessory frame, upright tube module, light/balancer rail, dual intensity LED light. 2 steel shelves, 2 bin profiles and 10 red stacking bins (9.8"D x 5.9"W x 5.1"H). FOB Shipping Point.

HC12041302 Wt. 250 (lbs.) Price Ea. \$1,450.94

TP WORKSTATION ACCESSORIES				
Product No	Description	Size	Wt. (lbs.)	Price Ea.
H90349001P*	Upright Tube Module	2 x 30"	35	\$237.68
H91849006P*	Light/Balancer Rail	2 x 30"	21	174.84
H14-95035153*	Dual Intensity LED Light	48"	3	206.83
HUS-836028-49*	Steel Shelf	30 x 12"	8	39.61
HUS-859151-49*	Bin Profile	30"	5	19.08
H1525-5	Stacking Bins, Red	9.8"D x 5.9"W x 5.1"H	2	9.39

*QuickShip - ships in 5 days.



LMT Workstation with Accessories

Includes the 30 x 60" LMT Motorized Workstation complete with the LMT upright kit, steel shelf, 48" Dual intensity magnetic LED light, bin rail, power rail with 6 outlets, double arm LCD holder, keyboard tray for LCD holder, leg mount CPU holder and 14 blue stacking bins (11.8"D x 7.3"W x 6.1"H). FOB Shipping Point.

H14-C85441632 Wt. 360 (lbs.) Price Ea. \$2,619.30

LMT WORKSTATION ACCESSORIES				
Product No	Description	Size	Wt. (lbs.)	Price Ea.
HUS-854924-49*	LMT Upright Kit	60"	30	\$153.78
H854484-49*	Steel Shelf	60 x 1 5/8"	23	156.58
H14-95035156*	48" Dual Intensity LED Light, magnetic	44 1/2 x 1 1/8"	3	230.08
HUS-859154-49*	Bin Rail	60"	9	58.04
H14-9114919*	Power Rail, 6 outlets	60"	14	134.16
HUS-93049002P*	LCD holder with double arm	4 x 20 x 4"	9	172.50
H860941-49	Keyboard Tray for LCD Holder	19 x 10 1/2"	10	67.06
H860740-49	CPU Holder, leg mount	4- 9/2" x 18 x 2"	8	88.56
H1930-6	Stacking Bins, Blue	11.81 x 7.32 x 6.14"	1	12.78

*QuickShip - ships in 5 days.

PACKING BENCHES



Treston's TP Packing Bench

- Carefully chosen materials, high-quality finishing, epoxy powder coated frame and accessories.
- 50+ accessories and add-on products available.
- Unique stepless height-adjustable bench with upright modules.
- Worktop is 1" low pressure laminate.
- Bench height is adjustable between 25.59" - 35.43"

HTPB918 Packing Bench

Includes: bench, top, uprights, steel shelf, 5 dividers, perforated panel with bin rail, auxiliary shelf, upper roll holder, and lower roll holder.
Size 36"D x 70.86"W x 25.59 - 35.43"H. FOB Shipping Point.

HTPB918 155 (lbs.) Price Ea. \$772.64



TP Packing Workstation H14-TP918PS1

Includes: HTPB918 bench and accessories, lower shelf, 4 lower shelf dividers, cutting unit, lower roll holder, upper roll holder, top shelf, 5 top shelf dividers, perforated panel with bin rail, auxiliary shelf, set of 4 stacking bins, scale table, tool holder box with bins, and trash can. FOB Shipping Point.

HT14-TP918PS1 Packing station with accessories.

HTB918 Bench, size 36"D x 70.86"W x 25.59 - 35.43"H.
Scale Trolley, size 37.56"W x 19.69"D x 25.59 - 35.43"H

HT14-TP918PS1 Wt. 315 (lbs.) Price Ea. \$2,673.25

PACKING BENCH ACCESSORIES			
Letter	Product No.	Description	Wt. (lbs.) Price Ea.
A	HLSS180	Lower steel shelf, 67.64"W x 18.11"D	22 \$111.09
B	HLDH	Low "M" divider hoop (set of 4), 18.11"D x 12.4"H	6.6 111.09
C	HPPC180	Cutter 70.86" brackets, cutting width 61.02"	19.8 380.14
C	HPPC150	Cutter 59.06" brackets, cutting width 49.21"	17 382.61
C	HPPC135	Cutter 53.15" brackets, cutting width 43.70"	15 387.55
D	HPPCFB	Attachment brackets for cutters	3 81.46
E	HPRHROLL180	Roll holder under worktop - 64.96" max width	5.5 78.99
F	HSS180	Steel top shelf, 12" x 70.86"	24.3 101.21
G	HPDH	Top shelf dividers (set of 5), 15.75"H	5.5 118.49
H	HPSP50	Pull-out steel shelf for printer, 15.75"W x 21.65"D x 16.34"H	30.9 162.92
I	HASSA4	Auxiliary steel shelf for bin rail, 8.54"W x 11.73"D x .79"H	3.3 34.56
J	HFTD50	Fixed tape dispenser	2 56.78
K	HBLD	Basic label dispenser	2 73.40
L	HPRHROLL180	Paper roll holder for uprights - 64.96" max width	4 108.83
M	HBP180	Packing Bin Rail	4.4 53.17
M	HSBS4	Stacking bin set 2-1930-6, 2-1525-6 1930-6 - 11.81"D x 7.32"W x 6.14"H (outer) 1525-6 - 9.84"D x 5.87"W x 5.12"H (outer)	4.4 29.63
N	HCKV400	Swivel arm with tray, 18.11"W x 8.27"D	6.6 200.49
O	HPRMB	Trash can and holder - 60 liters	7.7 244.38
P	HCPU	CPU holder	9.5 80.82
Q	HMA+HKC/MA-MH	LCD holder	12 256.47
R	HPPHTXL	Tool holder box 15.75"W x 11.81"D x 5.51"H	5.5 119.63
S	H14-95035156	48" dual undershelf LED light with magnet	1.0 230.07



PERFORATED TOOL STORAGE




Perforated Tool Board Trolleys and High Density Tool Storage

Trolleys for heavy industry can support extremely heavy loads and yet be easily transported. Rolls on large 5" casters. Pegboard panels on both sides of the trolley provide 20 sq. ft. of panel space for tool storage. Tool Storage Systems require only 21.52 sq. ft. of floor space and provide 172.22 sq. ft. of storage space. There is a caster on the lower edge of the panels which makes them easy to move. A maximum of 10 panels can be attached to the tool storage system. Both use Treston pegboard hooks (sold separately). FOB Shipping Point.



Basic Trolley 2
Includes perforated panels, 2 bin rails & shelf



Basic Trolley 5
Includes 4 perforated panels



Tool Storage

Hooks and tools shown are sold separately.

Treston Pegboard Hooks

Standard hooks for Treston tool panels. Ship Wt. 2 (lbs.) FOB Shipping Point.

PEGBOARD HOOKS				
Product No.	Hook	Size	Max (lbs.)	Price Per Pk.
H853207-51	R1 (5/pk)	1.18"L	44	\$10.40
H853208-51	R1 (5/pk)	1.96"L	33	9.45
H853241-51	R1 (5/pk)	1.96"L	44	10.54
H853211-51	R1 (5/pk)	3.93"L	33	11.41
H853213-51	R1 (5/pk)	5.90"L	22	11.59
H853215-51	R1 (5/pk)	7.87"L	12	14.34
H853217-51	R1 (5/pk)	11.81"L	16	25.93
H853218-51	R2 (5/pk)	1.29"L	33	13.73
H853220-51	R2 (5/pk)	1.69"L	33	16.05
H853221-51	R2 (5/pk)	3.93"L	33	17.23
H853223-51	R2 (5/pk)	5.90"L	33	19.33
H853224-51	R2 (5/pk)	7.87"L	22	21.73
H853225-51	R3 (5/pk)	.393"L	44	10.80
H853226-51	R3 (5/pk)	1.96"L	44	10.84
H853227-51	R10 (5/pk)	1.10"L	33	23.44
H853228-51	R10 (5/pk)	1.29"L	22	23.69
H853229-51	R13 (5/pk)	6.18"L	2	23.04
H831506-51	R16 (1/pk)	1.81"L	44	1.25
H853231-51	R19 (5/pk)	.511"Ø	-	16.48
H853232-51	R19 (5/pk)	.748"Ø	-	16.75
H853233-51	R19 (5/pk)	.866"Ø	-	16.91
H831646-51	R21 (1/pk)	8.66"L	-	9.23
H831700-51	R24 (1/pk)	2.55"L	-	9.64
H831719-51	R24 (1/pk)	3.14"L	-	11.33
H852167-51	R24 (1/pk)	3.93"L	-	15.13
H838896-51	R26 (1/pk)	6.29"L	33	29.93
H853234-51	R29 (5/pk)	1.57"L	10	16.66
H853235-51	R29 (5/pk)	2.36"L	10	18.36
H853236-51	R29 (5/pk)	3.14"L	22	26.19
H853237-51	R30 (5/pk)	1.37"L	44	9.31
H853238-51	R30 (5/pk)	3.34"L	44	11.41
H832162-51	R33 (1/pk)	1.18"H	-	10.18
H853239-51	R35 (5/pk)	.669"L	-	17.18
H853240-51	R35 (5/pk)	.669"L	-	17.63
H831433-51	R37 (1/pk)	1.57"Ø	44	5.26
H831441-51	R37 (1/pk)	2.36"Ø	44	5.89
H831603-51	R37 (1/pk)	3.14"Ø	33	5.75
H838357-51	R41 (1/pk)	21.88"L	-	12.34
HE818556-51	Individual Box Wrench Holder-Medium	-	-	15.96
HE818430-51	Individual Box Wrench Holder-Large	-	-	15.96
H838365-51	R42 (1/pk)	9.37"L	-	7.31
H838373-51	R43 (1/pk)	9.37"L	-	17.53
H831794-51	R46 (1/pk)	4.40"L	-	5.18
(for plastic storage bins)				
H831654-49	R47 (1/pk)	13.77"W x 4.72"D	8	13.59
H854043-49	Paper Roll Holder (1/pk)	11.81"L	-	77.63

PERFORATED TOOL BOARD TROLLEYS					
Product No.	Description	Cap. (lbs.)	Size W x D x H	Wt. (lbs.)	Price Ea.
HC74007102	Basic Trolley 2	770	31.49 x 28.14 x 64.96"	105	\$769.25
HC74007105	Basic Trolley 5-30"	770	30 x 28.14 x 64.96"	102	782.84
H14-C7400281	Basic Trolley 5-36"	770	36 x 28.14 x 64.96"	72	819.63

HIGH DENSITY TOOL STORAGE				
Product No.	Panels	Size	Wt. (lbs.)	Price Ea.
H830518-07P	4 Panels	40.35 x 40.74 x 83.66"	350	\$2,048.29
H830682-07P	Additional Panel	.59 x 37.36 x 77.79"	64	361.51

ASSEMBLY WORKSTATION ERGONOMICS



Tool Retracting Balancers for Smaller Tools

- Durable metal housing for industrial environments.

TOOL RETRACTING BALANCERS				
Product No.	Cap. (lbs.)	Cable Travel	Wt. (lbs.)	Price Ea.
HTB1018	0-2.5	60"	1.5	\$48.00
HTB1013	1.5-5	60"	1.5	48.00
HTB1014	4.5-10	60"	2	78.00



Incremental tension and release mechanism ergonomically engineered for safety and ease of use. Compact 2.9" body dia. increases work space. Monofilament cable rated to 200 lbs. FOB Shipping Point.

Load Positioning Balancers

- Makes loads virtually weightless throughout the entire length of cable travel.

Weight defying or zero gravity balancers. Features spring balancers with tapered drums. Loads remain stationary wherever positioned. Features rugged cast aluminum housing for industrial environments, forged swivel suspension hook allowing 360° rotation and flexible heavy-duty steel cable. FOB Shipping Point.



Light-Duty Units
Knob provided for incremental tension adjustment – no tools required. Load capacity up to 11 lbs.



Medium & Heavy-Duty Units

Balancing force can be set exactly through a hardened worm gear system. No special tools required. No instant spring release. Weight indicator dial displays approx. balancing adjust setting. Manual drum lock allows suspended tools to be changed safely. Medium capacity up to 33 lbs. Heavy-duty capacity up to 154 lbs.



LOAD POSITIONING BALANCERS				
Product No.	LOAD Cap. (lbs.)	Cable Travel	Wt. (lbs.)	Price Ea.
LIGHT CAPACITY				
HTBF-0103	2.2-6.6	50"	3.5	\$83.00
HTBF-0305	5.5-11	50"	3.5	113.00
MEDIUM CAPACITY				
HTBF-0509	9.9-19.8	59"	7.5	222.00
HTBF-0915	19.8-33	59"	8.5	259.00
HEAVY CAPACITY				
HTBF-1522	33-48.4	59"	16	370.00
HTBF-2230	48.4-66	59"	17	419.00
HTBF-3040	66-88	59"	22	518.00
HTBF-4050	88-110	59"	23	535.00
HTBF-5060	110-132	59"	26	572.00
HTBF-6070	132-154	59"	26	599.00

Tool Supports for Air & Electric Tools

- Improves productivity, safety and ergonomics.

BASIC TOOL SUPPORT			
Product No.	Boom	Wt. (lbs.)	Price Ea.
HB1-S-18	18"	4.5	\$101.00
HB1-S-24	24"	5	106.00
HB1-S-30	30"	5.5	111.00
FOR ELECTRIC TOOLS*			
HBIE-S-18	18"	4.5	103.50
HBIE-S-24	24"	5	107.50
HBIE-S-30	30"	5.5	114.00

A basic tool support for tools of 7 lbs. or less. 37" overall height. 1" sq., 18 ga. steel tubing with polished chrome finish. 3" sq. welded mounting base, screws provided. Sliding tool positioner on boom for attaching balancer. Boom swivels 360°. FOB Shipping Point.



HB1-S-18

*For electric tools -- includes cord clamps for restraining tool power cord.

CREATE AN EFFICIENT ASSEMBLY ENVIRONMENT

B1A-S Series of tool supports for air tools adds the following features to the basic tool support.

- 1/4" NPT quick disconnect coupling for rapid set-up and tool change by hand.
- 9' polyurethane coil hose with adapter for air tool.
- 6' limp hose with 1/4" swivel male inlet for hook-up to in-house air supply.

B1A-S SERIES SUPPORT SYSTEM			
Product No.	Boom	Wt. (lbs.)	Price Ea.
HB1A-S-18	18"	6	\$196.00
HB1A-S-24	24"	6.5	200.00
HB1A-S-30	30"	7	206.50



- System Pictured With:
- HB1A-S-18 tool support
 - HSK-18 Torque Reaction Arm
 - HTB1018 Tool Balancer

TELESCOPING 2-STAGE TORQUE REACTION ARM – 150 IN. LBS. CAPACITY

- Absorbs the shock that is transmitted from power hand tools to an operator's hand.

Torque Reaction Arm eliminates hand, wrist and finger injuries for power screwdriving applications. Easy to assemble, no tools required. Unit provides complete freedom of movement. Includes adjustable post clamp, swivel air manifold, steel nipples for air tool hook-up, bale and telescoping torque reaction arm. FOB Shipping Point.

TELESCOPING 2-STAGE TORQUE REACTION ARM				
Product No.	Used With	Reach	Wt. (lbs.)	Price Ea.
HSK-18	18" support	17-24"	2.5	\$150.50
HSK-24	24" support	22-37"	3	156.00
HSK-30	30" support	28-49"	3.5	162.00

For electric tools add suffix -E, includes an electric tool clamp in place of the air manifold and nipples.

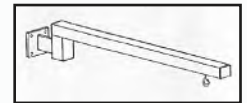
OPTIONAL BENCH CLAMP

Allows quick mounting of the above tool supports to workbenches when bolting is not desired. HBC1061 Wt. 1.5 (lbs.) Price Ea. \$42.00

Heavy Duty Wall Mounted Tool Supports

- For air impact wrenches, staplers, riveters and other tools up to 30 lbs.

When mounted to a wall, boom will rotate over 180°. Made from 12 ga. 1 1/2" sq. steel. Features internal steel ball bearing trolley. Safety white high glass baked enamel finish. FOB Shipping Point.



HEAVY DUTY WALL MOUNTED TOOL SUPPORT			
Product No.	Boom	Wt. (lbs.)	Price Ea.
HWH-S-24	24"	8	\$206.00
HWH-S-36	36"	10	219.50



Nasco Sidekick™ Torque Reaction Arms


- A complete assembly system for air & electric tools.

Designed to absorb the shock transmission of power drivers so that no torque reaction will be transferred to the operator's hand. Systems balance the weight of the tool, improve tool accessibility and provides a more ergonomically desirable workstation. FOB Shipping Point.

3-Stage Telescoping Torque Reaction Arms

- Angular and rotational movement allows assembly access.

Features linear bearings for smooth radial motion. Rated at 200 in. lbs. Reach 16-34" Vertical post swivels 360°. All air lines and tool connection hardware included.



HBM-SK3 For air tools. Wt. 8 (lbs.) Price Ea. \$434.50

For electric tools add suffix -E.

HBC1062 Bench Clamp. Wt. 1.5 (lbs.) Price Ea. \$46.00

Verti-Trak Torque Reaction Arms

Maintains tool orientation in a vertical position. Available with either Adjustable Tension (spring) or Feather Lite ("FL" – air cylinder) balancing systems.



HVTSK-36-FL-S



HVTSK-30-FL

VERTI-TRAK REACTION ARMS			
Product No.	Max. Reach*	Wt. (lbs.)	Price Ea.
150 IN. LBS. CAPACITY			
HVTSK-30-S	30"	12	\$469.50
HVTSK-36-S	36"	13	495.00
HVTSK-30-FL-S	30"	21	589.00
HVTSK-36-FL-S	36"	22	615.50
40 FT. LBS. CAPACITY			
HVTSK-30-3	30"	20	552.50
HVTSK-36-3	36"	21	577.50
HVTSK-30-FL	30"	29	691.50
HVTSK-36-FL	36"	30	716.50

For electric tools add suffix -E, same price
For right angle tools add -RAM, add \$220.50
*Min. reach 3".

PEGBOARDS, HOOKS & TOOL CARTS



DuraBoard® Pegboards & DuraHook® Locking Pegboard Hooks




DuraHook® double locking pegboard hooks are designed to fit all 1/4" and 1/8" standard pegboards and the polypropylene DuraBoard® pegboard. Hooks install from the front and can be repositioned in seconds as requirements change. Hooks install vertically and horizontally to accommodate almost any tool. The locking system makes the DuraHook® ideal to support 5S and Lean Manufacturing initiatives. The DuraHook® will "stay put" and never fall off of the pegboard. The DuraBoard® is ideal for creating tool shadowing using the Triton silhouetting/tool shadowing tape. FOB Shipping Point.



Tools Not Included

LocBoard® Steel Pegboard with Square Holes and LocHook® Locking Hooks for LocBoard®




Tools Not Included

LocBoard® offers heavy-duty storage solutions that will always ensure the ultimate in holding strength. Heavy-duty welded construction. Boards attach to walls, benches, wire cages, tool carts and other vertical surfaces. Board surface is ideal for the silhouetting of tools. Available in colors with epoxy powder coated finish, and Stainless Steel. LocHook® 2- and 4-point interlocking tabs attach to the LocBoard® for metal to metal holding confidence. LocHook® steel square hole pegboard hooks can be positioned, rotated or combined with other hook styles to improve holding power and offer storage solutions for odd shaped and heavy tools. Use with LocBoard® Square Hole tool board panels. FOB Shipping Point.

DURABOARD® PEGBOARDS & DURAHOOK® LOCKING PEGBOARD HOOKS			
Product No.	Description	Wt. (lbs.)	Price Ea.
HDB-2	(2) 24 x 48 x 1/4" DuraBoard® White polypropylene pegboards	23	\$142.86
HDB-2 Kit	(2) 24 x 48 x 1/4" DuraBoard® White polypropylene pegboards with 48 piece DuraHook® assortment. Includes 44 locking peghooks, 4 hanging bins and mounting hardware. 2 box set.	31	198.58
HDB-2BK Kit	(2) 24 x 48 x 1/4" DuraBoard® Black polyethylene pegboards with 48 piece DuraHook® assortment. Includes 44 locking peghooks, 4 hanging bins and mounting hardware. 2 box set.	26	205.79
HDB-4	(4) 24 x 48 x 1/4" DuraBoard® White polypropylene pegboards	47	277.07
HDB-4 Kit	(4) 24 x 48 x 1/4" DuraBoard® White polypropylene pegboards with 96 piece DuraHook® assortment. Includes 88 locking peghooks, 8 hanging bins and mounting hardware. 2 box set.	61	389.34
HDB4-BK Kit	(4) 24 x 48 x 1/4" DuraBoard® Black polyethylene pegboards with 96 piece DuraHook® assortment. Includes 88 locking peghooks, 8 hanging bins and mounting hardware. 2 box set.	45	405.82
H76901	26 Piece DuraHook® assortment includes 24 locking peghooks and 2 hanging bins.	4	25.18
H76995	95 Piece DuraHook® assortment includes 85 locking peghooks and 10 assorted hanging bins.	13	97.44

LOCBOARD® STEEL AND STAINLESS STEEL SQUARE HOLE PEGBOARD KITS				
Product No.	Description	Color	Wt. (lbs.)	Price Ea.
HLB1-B KIT	(2) 24 x 24 x 3/8" Steel Square Hole pegboards with an assortment of 46 Hooks	Blue	18	\$157.49
HLB1-T KIT	(2) 24 x 24 x 3/8" Steel Square Hole pegboards with an assortment of 46 Hooks	Tan	18	157.49
HLB1-W KIT	(2) 24 x 24 x 3/8" Steel Square Hole pegboards with an assortment of 46 Hooks	White	18	157.49
HLB2-B KIT	(2) 24 x 42 1/2 x 3/8" Steel Square Hole pegboards with an assortment of 63 Hooks	Blue	32	261.45
HLB2-R KIT	(2) 24 x 42 1/2 x 3/8" Steel Square Hole pegboards with an assortment of 63 Hooks	Red	32	261.45
HLB2-T KIT	(2) 24 x 42 1/2 x 3/8" Steel Square Hole pegboards with an assortment of 63 Hooks	Tan	32	261.45
HLB2-W KIT	(2) 24 x 42 1/2 x 3/8" Steel Square Hole pegboards with an assortment of 63 Hooks	White	32	261.45
HLB18-CK	(2) 18 x 36 x 3/8" Steel Square Hole pegboards with an assortment of 28 Hooks and 2 Bins	White	25	172.20
HLB18-B KIT	(2) 18 x 36 x 3/8" Steel Square Hole pegboards with an assortment of 28 Hooks and 2 Bins	Blue	25	172.20
HLB18-BK KIT	(2) 18 x 36 x 3/8" Steel Square Hole pegboards with an assortment of 28 Hooks and 2 Bins	Black	25	172.20
HLB18-T KIT	(2) 18 x 36 x 3/8" Steel Square Hole pegboards with an assortment of 28 Hooks and 2 Bins	Tan	25	172.20
HLB18-SKIT	(2) 18 x 36 x 3/8" Stainless Steel Square Hole pegboards with an assortment of 32 Stainless Steel Hooks and 3 Bins	Stainless	24	359.00
HLB2-SKIT	(2) 24 x 42 1/2 x 3/8" Stainless Steel Square Hole pegboards with an assortment of 45 Stainless Steel Hooks	Stainless	37	536.00




HDB-2 Kit



H76901



H76995



2-and 4-point contacts



HLB2-SKIT




HLB18-CK
Tools Not Included.

Triton Mobile Tool Carts

Triton Mobile Tool Carts offer secure tool and parts storage when items need to be transported across a factory floor for plant wide standardization or within a building for MRO applications. They enhance production and maintenance processes by saving time which reduces overall costs making them ideal to support 5S and Lean Manufacturing initiatives. Versatile, dual-sided portable tool carts keep users organized and able to manage tools, small parts and equipment storage virtually anywhere within a facility. Two fixed and two swivel/locking casters with the aluminum frame move smoothly and easily over flat surfaces. Heavy-duty aluminum bottom tray is ideal for overstock, tool boxes and other large or long items. Purchase double locking hook kits for secure storage. HLBC-18H includes four 18" x 36" LocBoards® and 60 pc. LocHook® assortment. Also available with Stainless Steel boards and hooks. FOB Shipping Point.



HDBC-4



HLBC-4

Tools Not Included.



HLBC-18H

COMMERCIAL GRADE ALUMINUM FRAME MOBILE TOOL CARTS										
Product No.	Pegboard	Use With Hooks	Assembled Size W x D x H	Caster Size	Storage Space (Sq. Ft.)	Bottom Tray Storage (Sq. Ft.)	Top Tray Storage Area	Load Rating (lbs.)	Wt. (lbs.)	Price Ea.
HDBC-4*	DuraBoard® Polypropylene	H76901 and H76995	48 x 26 1/2 x 53"	5"	32	8	N/A	650	80	\$1,120.00
HLBC-4*	LocBoard® Steel	HLH-1 and HLH-2	48 1/2 x 26 1/2 x 45"	5"	28.3	8	N/A	850	90	1,120.00
HLBC-18H	LocBoard® Steel	Includes 60 pc. LocHook® assortment	36 1/2 x 21 x 39"	3"	18	4.8	36 x 3 1/2"	600	65	649.00

*Oversized Shipping

STORAGE SYSTEMS




Storability® Modular Wall Storage Systems

Storability® modular wall storage systems to fit all your organization requirements! Individual accessories also available to fit all requirements. Tools and content shown are not included.

Product No.	Kit Contents	Installed Size L x H	Wt. (lbs.)	Price Ea.
LOCBOARD SYSTEM				
H1785	1 Top Track, 2 Vertical Hang Rails, 1 Wire Shelf, 1 Combination Rail with 3 Hanging Bins and 3 Heavy-Duty Hooks, 1 Steel Pegboard with 11 Commercial Hook Assortment, 1 Wire Basket, and Wall Mounting Hardware.	33 x 63"	46	\$169.00
3 SHELF WALL MOUNT UNIT				
H1795	1 Wide Top Track, 2 Hang Rail Top Sections, 3 Wire Shelves and all Hanging Brackets, and Commercial Mounting Hardware	33 x 31½"	34	129.00



H1795



H1785



HLBS18T-SLV



HLBS31T-WHT



HLBS36P-SLV

Tools Shown Not Included

LocBoard® Steel Pegboard Strip Kits

LocBoard Pegboard Strip Kits to store tools are able to easily handle your toughest requirements. The heavy duty steel pegboard strips will hold your odd shaped, heavy items securely in place and keep them visible and readily available. Available in Silver and White. FOB Shipping Point.

Silver Product No.	White Product No.	Description	Wt. (lbs.)	Price Ea.
HLBS18T-SLV	HLBS18T-WHT	18" x 4½" Tool Pegboard Strip Kit.	4	\$17.59
HLBS31T-SLV	HLBS31T-WHT	31½" x 9" Tool Pegboard Strip Kit.	7	29.99
HLBS36T-SLV	HLBS36T-WHT	36" x 4½" Tool Pegboard Strip Kit.	6	27.99
HLBS36P-SLV	HLBS36P-WHT	36" x 4½" Pneumatic Tool Pegboard Strip Kit.	6	27.99

LocBin™ Hanging, Stacking and Interlocking Bin Systems

Features unique dual interlocking channel system slides and locks bins together guaranteeing bins will not collapse, cave in or topple into one another. Mount to wall using the 5-600 wall mount rail system, on lowered panels or stack on a flat surface to provide multiple storage options for small items. Bottom interlocking rail allows bins to be nested offering the user a smaller footprint in tight spaces. Extra deep groove system accepts bin dividers (sold separately) that stay in place when removing and replacing items in the bin. Dividers are Black in color. Anti-slide feature in the channels ensures that stacked or hanging interlocked bins will not slide out from the front preventing spillage of parts. Manufactured from commercial grade high density polypropylene with front label area, labels included. Available in Yellow, Red and Blue. Sold in case quantities. FOB Shipping Point.




H3-220R bins in action



H3-235B LocBin being held



H3-210Y Stacked, Locked, and Labeled



H5-600 Wall Mount Rail System

Product No.	Color	Outside L x W x H	LOCBIN™				Price/Case	DIVIDER			
			Load Cap. (lbs.)	No of Divider Slots	Qty./Case	Wt. (lbs.)		Product No.	Qty./Pkg.	Wt. (lbs.)	Price/Pkg.
H3-210Y	Yellow	5½ x 3 x 4½"	12	1	24	6	\$43.99	H4-210	6	1	\$6.30
H3-210R	Red	5½ x 3 x 4½"	12	1	24	6	43.99	H4-210	6	1	6.30
H3-210B	Blue	5½ x 3 x 4½"	12	1	24	6	43.99	H4-210	6	1	6.30
H3-220Y	Yellow	7 x 3 x 4½"	12	1	24	7	62.40	H4-220	6	1	7.10
H3-220R	Red	7 x 3 x 4½"	12	1	24	7	62.40	H4-220	6	1	7.10
H3-220B	Blue	7 x 3 x 4½"	12	1	24	7	62.40	H4-220	6	1	7.10
H3-235Y	Yellow	10½ x 5 x 11"	55	3	6	9	64.20	H4-235	6	2	13.20
H3-235R	Red	10½ x 5 x 11"	55	3	6	9	64.20	H4-235	6	2	13.20
H3-235B	Blue	10½ x 5 x 11"	55	3	6	9	64.20	H4-235	6	2	13.20
H3-240Y	Yellow	14¾ x 7 x 8¾"	55	1	6	11	84.90	H4-240	2	3	21.95
H3-240R	Red	14¾ x 7 x 8¾"	55	1	6	11	84.90	H4-240	2	3	21.95
H3-240B	Blue	14¾ x 7 x 8¾"	55	1	6	11	84.90	H4-240	2	3	21.95

H5-600 Black Wall Mount Rail with hardware. Size 8½"W x 3¼"H x ¼"D. Load Cap. 50 (lbs.), 2/Pkg., Wt. 0.3 (lbs.) Price/Pkg. \$6.70

CUSTOM DESIGN SHELVING UNITS




PRE-ENGINEERED MODULAR DRAWERS IN SHELVING UNITS

- Drawers feature capacity of 400 lbs. and fully extend for visual and physical access (same drawers used in Standard, 30" wide Cabinets).
- Add drawer layout kits to increase storage density within each drawer (call for more information).
- Shelves feature capacity of 800 lbs. and are adjustable on 1½" centers.
- Shipped knocked-down for field assembly only.

FOB Shipping Point.



30"W x 30"D x 84"H per unit size. Image shows a starter and add-on unit bolted together for an overall size of 60"W x 30"D x 84"H.



DRAWER TABLE		
Drawer Number	Usable Height	Side Height
04	2½"	1½"
05	3"	1½"
06	3¾"	3"
07	4½"	3"
08	5½"	4½"
09	6¼"	4½"
10	7"	6¼"
11	7¾"	6¼"
12	8½"	6¼"
13	9½"	6¼"
14	10½"	6¼"
15	10¾"	6¼"
16	11¼"	6¼"
17	12½"	6¼"
18	13¼"	6¼"

STARTER CABINETS		
Product No.		Price Ea.
PB86014SH		\$2,825.97
PB86016SH		2,358.50
PB86006SH		2,375.29
PB86010SH		1,906.29
PB86008SH		1,752.64
PB86012SH		1,595.47
PB86004SH		1,570.00
PB86000SH		1,415.14
PB86002SH		1,262.64
PB86005SH		1,105.50

ADD-ON CABINETS		
Product No.		Price Ea.
PB86014H		\$2,734.07
PB86016H		2,266.61
PB86006H		2,283.40
PB86010H		1,814.40
PB86008H		1,660.76
PB86012H		1,503.61
PB86004H		1,478.11
PB86000H		1,323.26
PB86002H		1,170.76
PB86005H		1,013.61



13 drawers, 5 shelves
(1) 18 x 36" support frame
Starter - PB86014SH
Add-on - PB86014H

10 drawers, 5 shelves
(1) 18 x 36" support frame
Starter - PB86016SH
Add-on - PB86016H

11 drawers, 5 shelves
(1) 36" support frame
Starter - PB86006SH
Add-on - PB86006H

8 drawers, 5 shelves
(1) 36" support frame
Starter - PB86010SH
Add-on - PB86010H

7 drawers, 5 shelves
(1) 36" support frame
Starter - PB86008SH
Add-on - PB86008H



6 drawers, 5 shelves
(1) 36" support frame
Starter - PB86012SH
Add-on - PB86012H


6 drawers, 6 shelves
(1) 18" support frame
Starter - PB86004SH
Add-on - PB86004H

5 drawers, 6 shelves
(1) 18" support frame
Starter - PB86000SH
Add-on - PB86000H

4 drawers, 6 shelves
(1) 18" support frame
Starter - PB86002SH
Add-on - PB86002H

3 drawers, 6 shelves
(1) 18" support frame
Starter - PB86005SH
Add-on - PB86005H

STORAGE DRAWER CABINETS



Modular Drawer Cabinets

Modular Drawer Cabinets provide you with the highest density storage solution for small to mid-sized products, while reducing your storage footprint by as much as 50%. Lyon modular drawer cabinets are the best solution for the secure, organized storage and retrieval of small to mid-sized products. High-density storage cabinets deliver payloads for 400 lbs. per drawer. Drawers can be subdivided into an infinite range of custom compartments to better organize your products. Lyon drawers are ergonomically designed to bring these individual compartments to full view at the best possible human reach points. This results in improved worker efficiency and increased productivity while often doubling storage capacity within the same amount of floor space. FOB Shipping Point.

- A-M493030000D01 – Counter-High Cabinet
- B-M683030101401 – Eye-Level Cabinet
- C-M403030000A01 – Mid-Range Cabinet
- D-M273030000B01 – Desk-High Cabinet
- E-M353030100301 – Bench-High Cabinet
- F-M313030000A01 – Table-High Cabinet

MODULAR DRAWER CABINETS				
Product No.	No. Drawers	Size W x D x H	Wt. (lbs.)	Price Ea.
DESK-HIGH CABINETS				
M273030000A01	3	30 x 28 1/4 x 26 7/8"	238	\$887.76
M273030000B01	5	30 x 28 1/4 x 26 7/8"	304	1,146.40
TABLE-HIGH CABINETS				
M313030000A01	7	30 x 28 1/4 x 30 1/8"	375	1,417.16
M313030000B01	5	30 x 28 1/4 x 30 1/8"	315	1,165.26
BENCH-HIGH CABINETS				
M353030000A01	4	30 x 28 1/4 x 33 1/4"	293	1,065.07
M353030000B01	5	30 x 28 1/4 x 33 1/4"	330	1,201.40
M353030100101	7	30 x 28 1/4 x 33 1/4"	378	1,439.47
M353030100301	5	30 x 28 1/4 x 33 1/4"	327	1,197.26
MID-RANGE CABINETS				
M403030000A01	8	30 x 28 1/4 x 37 3/8"	435	1,603.00
M403030100101	6	30 x 28 1/4 x 37 3/8"	373	1,349.50
M403030100201	5	30 x 28 1/4 x 37 3/8"	348	1,237.26
M403030100301	5	30 x 28 1/4 x 37 3/8"	328	1,218.93
COUNTER-HIGH CABINETS				
M493030000B01	9	30 x 28 1/4 x 44 1/4"	486	1,773.76
M493030000C01	6	30 x 28 1/4 x 44 1/4"	401	1,409.26
M493030000D01	7	30 x 28 1/4 x 44 1/4"	431	1,534.47
M493030101201	6	30 x 28 1/4 x 44 1/4"	396	1,397.97
EYE-LEVEL CABINETS				
M683030000A01	17	30 x 28 1/4 x 59 1/4"	791	2,891.47
M683030000C01	10	30 x 28 1/4 x 59 1/4"	578	2,014.64
M683030000D01	8	30 x 28 1/4 x 59 1/4"	506	1,744.83
M683030000F01	11	30 x 28 1/4 x 59 1/4"	607	2,135.57
M683030000G01	7	30 x 28 1/4 x 59 1/4"	485	1,640.61
M683030100101	15	30 x 28 1/4 x 59 1/4"	723	2,627.11
M683030101401	8	30 x 28 1/4 x 59 1/4"	522	1,776.97
M683030101501	7	30 x 28 1/4 x 59 1/4"	490	1,653.29

DRAWER TABLE		
Drawer Number	Usable Height	Side Height
04	2 1/4"	1 7/8"
05	3"	1 7/8"
06	3 3/8"	3"
07	4 3/8"	3"
08	5 3/8"	4 3/8"
09	6 1/4"	4 3/8"
10	7"	6 1/4"
11	7 3/4"	6 1/4"
12	8 1/2"	6 1/4"
13	9 3/8"	6 1/4"
14	10 3/8"	6 1/4"
15	10 3/8"	6 1/4"
16	11 3/4"	6 1/4"
17	12 1/2"	6 1/4"
18	13 1/4"	6 1/4"

STORAGE DRAWER CABINETS



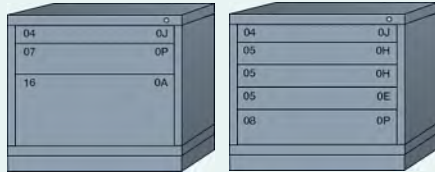
Usable Height

Use the chart below to identify "Usable Height" dimensions for the specific drawer numbers.

Drawer Number	04	05	06	07	08	09	10	11	12	13	14	15	16	17	18
Usable Height	2¼"	3"	3¾"	4½"	5½"	6¼"	7"	7¾"	8½"	9½"	10½"	10¾"	11¼"	12½"	13¼"
Side Height	1¾"		3"		4¾"		6¼"								

Desk-High Cabinets

26⅞"H x 28¼"D x 30"W



M273030000A01

M273030000B01

Table High Cabinets

30⅞"H x 28¼"D x 30"W



M313030000A01

M313030000B01

Bench High Cabinets

33¼"H x 28¼"D x 30"W



M353030000A01

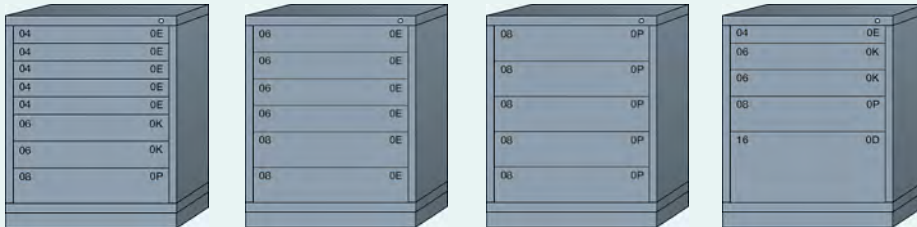
M353030000B01

M353030100101

M353030100301

Mid-Range Height Cabinets

37⅞"H x 28¼"D x 30"W



M403030000A01

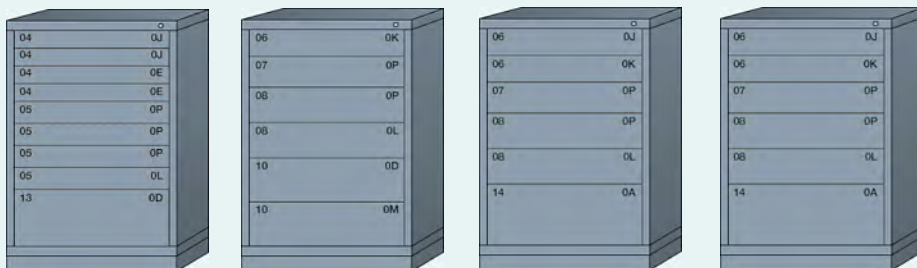
M403030100101

M403030100201

M403030100301

Counter High Cabinets

44¼"H x 28¼"D x 30"W



M493030000B01


M493030000C01

M493030000D01

M493030101201

Eye-Level High Cabinets

59¼"H x 28¼"D x 30"W



M683030000A01

M683030000C01



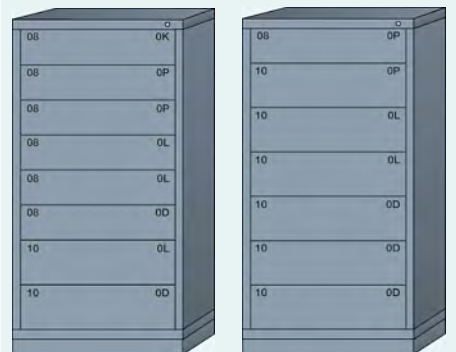
M683030000D01

M683030000F01



M683030000G01

M683030100101



M683030101401

M683030101501

EDSAL WORKPLACE FURNITURE

Premier Mobile SERVICE BENCHES

- Transports heavy equipment, tools and supplies directly to the job site.
- Handles loads up to 1000 lbs.

Superior features with all-welded steel construction with strong 14 ga. work surface. Genuine Accuride® slides on drawers for smooth operation. Central locking system locks all drawers simultaneously. Locking cabinets have one shelf. Doors have locking chrome "T" style handle for securing contents. Tough powder coat finish in Putty. FOB Shipping Point.

PREMIER MOBILE SERVICE BENCHES						
Ltr. No.	Product No.	Size W x D x H	Description	Wt. (lbs.)	Price Ea.	
A	HPMB7808	36 x 22 x 34"	4 drawer/1 door	210	\$746.06	
A	HPMB7816	45 x 22 x 34"	4 drawer/1 door	230	836.49	
B	HPMB7809	36 x 22 x 34"	1 drawer/1 door	160	621.71	
B	HPMB7814	45 x 22 x 34"	1 drawer/1 door	205	676.70	
C	HPMB7810	36 x 22 x 34"	2 door	175	489.37	
D	HPMB7815	45 x 22 x 34"	8 drawer	270	1,028.18	



HPMB7816



HPMB7814



HPMB7810



HPMB7815

Open Shop Desk

- Features roomy writing surface and storage area.
- Ideal for shipping clerks, watchmen and checkers.



Includes spacious pencil and paper compartments. Sloped top is 43"H. at front. Drawer measures 24"W. x 28" D. x 3½"H. and furnished with lock. Measures 34 ½" W. x 30"D. x 53"H. Tough gray powder coat finish. Ships Class 70. FOB Shipping Point. **H620 Wt. 105 (lbs.) Price Ea. \$308.93**

Closed Shop Desk

- Features closed bottom area for secure storage.
- Provides the same top and drawer as Open Shop Desk.



Provides increased storage area for a variety of uses. Cabinet door has "T" handle with built-in lock and keys. Inside cabinet measures 32"W. x 28"D. Measures 34½"W. x 30"D. x 53"H. Tough gray powder coat finish. Ships Class 70. FOB Shipping Point. **H640 Wt. 150 (lbs.) Price Ea. \$518.21**

Wall Mounted Shop Desk

- Here's the ideal space saver for environments with limited floor space.
- Provides the same top and drawer as Open Shop Desk.



Provides a convenient writing area without using valuable floor space. Wall mounted brackets included. Measures 34½"D. x 30"D. x 32½"H. Tough gray powder coat finish. Ships Class 70. FOB Shipping Point. **H650 Wt. 85 (lbs.) Price Ea. \$264.98**

Deluxe Shop Desk

- Multi-function desk for work and storage.
- Smooth writing surface at just the right height.



Includes 2 double deep file drawers with knockouts for optional cylinder locks. Box drawer for extra storage capacity. Features deluxe bi-level 8 compartment sorter. Easy sliding tray drawer is furnished with cylinder lock and 2 keys for secure storage. All welded 3 drawer pedestal ships set up. Measures 39"W. x 28½"D. x 55½"H. Tough gray powder coat finish. Ships Class 125. FOB Shipping Point. **H660 Wt. 163 (lbs.) Price Ea. \$940.78**
HCL10 Optional Cylinder Lock. Wt. 5 (lbs.) Price Ea. \$10.48



Three different drawer sizes to accommodate small to large items

10 Drawer Mobile Workcenter

- All welded heavy-duty steel construction with black powder coat finish.
- Solid wood top work surface.
- Full extension 75 lb. rated ball bearing drawer slides for smooth operation.

Single keyed lock secures all drawers for security. Large side handle to assist in movement. Heavy duty 5" casters (2 rigid, 2 swivel with brakes) support up to 1,000 lbs. and allows for easy movement of workcenter. 16,732 cubic inches of tool storage capacity. 10 drawers are provided in 3 sizes. (6) - Small Drawers are 22½"W x 16¼"D x 3½"H, (2) - Large Drawers are 22½"W x 16¼"D x 5½"H, and (2) Jumbo drawers are 22½"W x 16¼"D x 7½"H. FOB Shipping Point.

HMWC52-10S Size 52¼"W x 18½"L x 39¼"H, Wt. 235 (lbs.) Price Ea. \$507.57

SHOP FURNITURE

Tri-Boro Work-Master Work Benches

- Delivers maximum performance in maintenance rooms, assembly areas or repair shops.
- The toughest workbench in the industry!

Tough steel top benches stand up to the daily rigors of hard industrial use. Heavy gauge 1 3/4" thick steel construction ensures durability, and backed by heavy-duty steel components. Legs feature double electrical knock outs front and rear. Adjustable legs shown -- flared models available, contact dealer for details. Tops also available in Maple, Plastic, -- contact dealer for details. Easily maintained and cleaned. Tough blended powder coat Gray paint finish. FOB Shipping Point.



HWBD3048SA



HWBA3048SA



HWBB3048SA



HWBC3048SA

STEEL TOP BENCH -- STYLE A (Includes top, legs & stringer)				
Product No.	Size D x H	Height	Wt. (lbs.)	Price Ea.
HWBA3048SA	30 x 48"	29-33"	93	\$168.90
HWBA3648SA	36 x 48"	29-33"	107	181.50
HWBA3060SA	30 x 60"	29-33"	103	182.67
HWBA3660SA	36 x 60"	29-33"	124	208.94
HWBA3072SA	30 x 72"	29-33"	118	208.46
HWBA3672SA	36 x 72"	29-33"	128	230.81
STEEL TOP BENCH -- STYLE B (Includes top, legs, stringer & shelf)				
HWBB3048SA	30 x 48"	29-33"	111	203.57
HWBB3648SA	36 x 48"	29-33"	125	216.17
HWBB3060SA	30 x 60"	29-33"	125	223.80
HWBB3660SA	36 x 60"	29-33"	146	250.07
HWBB3072SA	30 x 72"	29-33"	145	256.04
HWBB3672SA	36 x 72"	29-33"	155	278.40
STEEL TOP BENCH -- STYLE C (Includes top, legs, stringer & shelf, back & end stops)				
HWBC3048SA	30 x 48"	29-33"	121	233.79
HWBC3648SA	36 x 48"	29-33"	136	248.61
HWBC3060SA	30 x 60"	29-33"	137	254.96
HWBC3660SA	36 x 60"	29-33"	159	283.51
HWBC3072SA	30 x 72"	29-33"	158	291.90
HWBC3672SA	36 x 72"	29-33"	169	316.49
STEEL TOP BENCH -- STYLE D (Includes top, legs, stringer & shelf, riser, drawer, back & end stops)				
HWBD3048SA	30 x 48"	29-33"	159	335.80
HWBD3648SA	36 x 48"	29-33"	174	350.63
HWBD3060SA	30 x 60"	29-33"	177	361.67
HWBD3660SA	36 x 60"	29-33"	199	390.24
HWBD3072SA	30 x 72"	29-33"	201	411.87
HWBD3672SA	36 x 72"	29-33"	212	436.46

Shop Desks

- Shop desks designed for ease of use, organization and convenient secure storage.
- Smooth writing surface for stand up or sit down use.

Three compartment work organizer is perfect for convenient access to supplies or documents. Ideal for shippers, checkers, dispatchers, mailrooms or receiving departments. Built for long, tough and sturdy service. Wall Mounted Shop Desk & Open Style Shop Desk shipped KD. Cabinet Style Shop Desk shipped assembled. Tough blended powder coat Gray paint finish. FOB Shipping Point.



Wall Mounted Shop Desk



Cabinet Style Shop Desk



Open Style Shop Desk

SHOP DESKS				
Product No.	Description	Size D x W x H	Wt. (lbs.)	Price Ea.
HSD3035-W	Wall mounted	30 x 34 1/2 x 53"	72	\$181.63
HSD3035-OS	Open style	30 x 34 1/2 x 53"	94	211.80
HSD3035-CS	Cabinet style	30 x 34 1/2 x 53"	147	422.53

Plus applicable steel surcharge on entire page.

Multi-Purpose Work Tables

- Built for rugged industrial work.
- All heavy gauge steel construction.

Heavy-duty work table is perfect for assembly, machine mounting, repair or an extra storage area. Complete with 2 shelves. Height is adjustable for ergonomic use. Top is built from 14 ga. steel -- lower shelf is 18 ga. steel. Tough blended powder coat Gray paint finish. FOB Shipping Point.



MULTI-PURPOSE WORK TABLE				
Product No.	Height Adj.	Size D x W	Wt. (lbs.)	Price Ea.
HWT-3018-S	25-30"	30 x 18"	31	\$63.07
HWT-3024-S	25-30"	30 x 24"	44	84.54
HWT-3018-T	29-34"	30 x 18"	33	65.71
HWT-3024-T	29-34"	30 x 24"	46	88.33

SHOP DESKS AND WORK STATIONS

Pucel
Enterprises, Inc.



Standing Shop Desks

- Helps keep the shop, shipping or mail room running smoothly and efficiently.
- Industrial, heavy-duty, all welded construction for enduring use.

Features sloped writing surface and optional pigeon-hole organizer for papers, parts, or tools – each opening measures 4" x 12". Some models include drawers – optional cylinder locks available. Desk measures 36"W. x 30"D. x 43"H. FOB Shipping Point.

H1236 Wt. 115 (lbs.) Price Ea. **\$323.78**

H1236/P-66 6-Hole Organizer. Add 11" to overall height.

Wt. 139 (lbs.) Price Ea. **\$388.03**

H1036 Basic Unit. Wt. 85 (lbs.) Price Ea. **\$223.92**

H1436 Unit With 4 Drawers Wt. 225 (lbs.) Price Ea. **\$525.33**

H1836 Unit With 8 Drawers Wt. 325 (lbs.) Price Ea. **\$726.77**

Optional Cylinder Locks \$17.79 (keyed differently unless specified)

Optional Pigeon Hole Units

HP-36 Wt. 15 (lbs.) Price Ea. **\$40.48**

HP-66 Wt. 24 (lbs.) Price Ea. **\$64.27**



H1436



H1036




H1836



H1236-P-66



HP-36



HP-66

COLOR CHART

13 Colors available at NO additional cost.

Gray	Dark Green
Vista Green	Dark Brown
Beige	Dark Blue
Light Blue	Orange
Red	Puty
Black	White
Yellow	

Delivery is not affected by color choice.

Custom Colors... available at additional cost.

Custom Design... All items can be modified to suit your needs. Call for information.



H3236 with HP-36 shown



H2036

Shop Cabinet Desks

- Secure cabinet desk includes shelves for extra storage and organization.
- Industrial, heavy-duty, all welded construction for enduring use.

Designed for convenient sloped writing surface and secure storage of large, valuable items. Desk measures 36"W. x 30"D. x 43"H. Available with optional 3 or 6 pigeon-hole organizer; and 2 or 3 shelf cabinets. Optional cylinder locks in drawers and keyed handle in door available. FOB Shipping Point.

Product No.	No. Of Shelves	No. Of Drawers	Wt. (lbs.)	Price Ea.
H2036	2	0	184	\$426.36
H2136	2	1	202	468.88
H2236	2	2	219	508.63
H3036	3	0	205	469.68
H3136	3	1	222	509.43
H3236	3	2	240	548.18
HP-36	3-Pigeon-Hole Unit		15	40.48
HP-66	6-Pigeon-Hole Unit		24	64.27

Security Computer Work Station



HSCW-3060

- Protects delicate computer equipment from many types of industrial environments.
- Clear plexiglass upper door with cylinder lock, keeps monitor clean and secure.

Maximum protection and security rolled into one. Ventilated space for monitor and CPU. Features pull-out keyboard shelf. Lower cabinet with cylinder lock has adjustable shelf and lower pull-out shelf. Unit measures 30"W. x 60"H. x 26"D. All-welded heavy-duty construction features. Computer equipment and monitor not included. Unit comes equipped with up to 4 optional fans. FOB Shipping Point.

HSCW-3060 Wt. 275 (lbs.) Price Ea. **\$1,260.07**

Mobile Paper/Supply Cart HLPAS-1616 16"W. x 16"D. x 14"H. Wt. 19 (lbs.) Price Ea. **\$69.24**

HLPAS-1323 23"W. x 13"D. x 14"H. Wt. 22 (lbs.) Price Ea. **\$81.36**

Office/Industrial Shop Desk

- Designed for maximum office efficiency.
- Built for maximum durability and strength.

This all-around shop desk is equipped with steel top, double pedestal, 6 spacious drawers – each with cylinder locks. Drawers slide smoothly on ball bearing steel rollers. Also includes a convenient pigeon hole unit. Desk measures 28"W. x 60"L. x 52"H. All-welded heavy-duty construction features. FOB Shipping Point.

HSD-2860 Wt. 295 (lbs.) Price Ea. **\$1,047.51**



HSD-2860



HFCD-2839

Filing Cabinet Desk

- Unique multi-purpose desk features standard 3 drawer letter size locking filing cabinets.
- Smooth writing surface.

All-welded extra heavy-duty construction features. The ultimate in paper and supplies organization. Keeps files neatly organized and ready for instant retrieval. Also includes sliding locking desk drawer, cylinder locks and bottom shelf on left side. Features handy 8-pigeon-hole unit. ¼" acrylic mounted over steel top. Desk measures 28"W. x 39"L. x 53 ½"O.A.H. – 42"H. to the work surface. FOB Shipping Point.
HFCD-2839 Wt. 275 (lbs.) Price Ea. **\$1,006.97**

PRODUCTION WORK EQUIPMENT

Genuine Phillocraft Ergonomic Seating

- 12 Year warranty; lifetime on cylinders.
- Provides maximum comfort and durability that increase worker productivity and reduces fatigue.

Every Ergo Pro chair from Phillocraft is crafted with accentuated lumbar support, waterfall design seat, 2.7 lb./50 ILD premium quality foam. A full range of optional height and tilt mechanisms are available. HUP604 series has an angle-adjustable seat and back controlled with a single lever. The HUP704 series has an angle-adjustable seat and back controlled with two separate levers. Chairs come standard with either glides or casters – please specify when ordering. Rugged olefin fabric available in Blue, Black, Brown, Maroon and Gray; Naugahyde brand vinyl available in Black and Gray – please specify when ordering. Optional foot rings and arm rests are also available for most models. FOB Shipping Point.



OPTIONAL ACCESSORIES			
Product No.	Description	Wt. (lbs.)	Price Ea.
H64-8125	Non-adjustable arm rest; pair	4	\$68.14
H64-8130	Adjustable arm rest; pair	4	93.29
H64-8135	Foot ring	6	48.14

Product No.	Vertical Back Adjustment	Horizontal Back Adjustment	Height Adjustment	Tilt Adjustment Seat	Back	Wt. (lbs.)	Price Ea.
HEC2435	3" range	3" range	16 1/2" - 21 1/2"	Fixed	Fixed	35	\$216.79
HEC243R	3" range	3" range	19" - 26 1/2"	Fixed	Fixed	35	228.21
HEC243T	3" range	3" range	22 1/2" - 32 1/2"	Fixed	Fixed	35	233.79
HCD3215	3" range	3" range	16" - 21"	Fixed	Fixed	35	147.86
HCD3285	3" range	3" range	18" - 25"	Fixed	Fixed	35	170.57
HCD3325	3" range	3" range	22" - 32"	Fixed	Fixed	35	193.21
HUP604S	5 1/2" range	Tilt	16 1/2" - 21 1/2"	Tilt	Tilt	38	249.00
HUP604R	5 1/2" range	Tilt	19" - 26 1/2"	Tilt	Tilt	38	263.93
HUP604T	5 1/2" range	Tilt	22 1/2" - 32 1/2"	Tilt	Tilt	38	265.93
HUP704S	5 1/2" range	Tilt	16 1/2" - 21 1/2"	Tilt	Tilt	38	285.57
HUP704R	5 1/2" range	Tilt	19" - 26 1/2"	Tilt	Tilt	38	297.00
HUP704T	5 1/2" range	Tilt	22 1/2" - 32 1/2"	Tilt	Tilt	38	311.29

All seating components meet or exceed ANSI/BIFMA standards. Foam and fabric meet CA. Technical Bulletin #117 section E fire retardant specifications. UPS shippable.



The Phillocraft Basic Bench

- A low cost workbench offering maximum value.
- Its main frame components are made of 12 gauge "C" channel steel resulting in a very strong and rigid bench.

The Basic Bench consists of 4 legs, upper and lower front to back rails, a rear stringer, 4 angle braces and a 1" thick hardboard over particle board top with black T-molding on all top edges. All steel components are gray Tufcoite Epoxy electrostatic baked finish for long wear and easy cleaning. It is shipped K.D. with assembly instructions and all hardware. Standard height with the top installed is 30", however leg extensions are available as shown with other options below. The 48" and 60" Basic Benches are UPS shippable. FOB Shipping Point.

Product No.	Top Size	Wt. (lbs.)	Price Ea.
HBB3048	30 x 48 x 1"	96	\$308.14
HBB3060	30 x 60 x 1"	102	322.93
HBB3072	30 x 72 x 1"	108	360.50

ACCESSORIES				
Product No.	Description	Top Size	Wt. (lbs.)	Price Ea.
HT48	Shelf assembly with riser and shelf (Risers are 12 gauge gray finish; shelf is 1" hardboard over particle board with black -T molding on all edges.)	12 x 48 x 1"	30	\$95.00
HT60	Shelf assembly with riser and shelf (Risers are 12 gauge gray finish; shelf is 1" hardboard over particle board with black -T molding on all edges.)	12 x 60 x 1"	38	112.86
HT72	Shelf assembly with riser and shelf (Risers are 12 gauge gray finish; shelf is 1" hardboard over particle board with black -T molding on all edges.)	12 x 72 x 1"	45	135.50
H65-2010	Set of 4 leg extensions	For height range 33" to 37"	4	37.71/set
H65-2245	Set of 4 long leg extensions	For height range 38" to 44"	10	45.21/set
H64-7300	Steel drawer	20 x 20 x 7"	27	279.79

Phillocraft Heavy Duty Production Table

- Infinitely expandable to meet your current or future needs.
- Begin with an 8' starter and expand with add-ons as your needs grow.

Heavy 12 ga. steel interlocking frame has smooth rolled edges throughout. Parallel apron rails form a permanent top and track edge. Adjustable legs raise top from 33 - 37"H. Invisible steel spline clamping bars connect tops to form a smooth continuous surface. Tops in either hardboard or plastic laminate over high density flake core. Specify top - (01) Hardboard, or (02) Plastic Laminate. Ships KD. FOB Shipping Point.

Table Width	Product No.	8'L TABLE STARTER		4'L TABLE ADD-ONS		
		Wt. (lbs.)	Price Ea.	Product No.	Wt. (lbs.)	Price Ea.
24"	HWS2496	158	\$570.64	H24ADD-ON	76	\$293.93
30"	HWS3096	182	607.93	H30ADD-ON	84	304.14
36"	HWS3696	206	630.71	H36ADD-ON	95	315.50
42"	HWS4296	229	653.21	H42ADD-ON	106	326.64
48"	HWS4896	253	735.86	H48ADD-ON	116	368.00
54"	HWS5496	276	762.79	H54ADD-ON	127	381.50
60"	HWS6096	300	788.36	H60ADD-ON	138	385.71
66"	HWS6696	324	848.36	H66ADD-ON	149	424.36
72"	HWS7296	347	878.50	H72ADD-ON	164	439.21
78"	HWS7896	371	916.00	H78ADD-ON	170	458.00

Product No.	Table Width	Wt (lbs.)	10'L TABLE	
			Hardboard (01) Price Ea.	Plastic Laminate (02) Price Ea.
HWS24120	24"	198	\$713.43	\$775.07
HWS30120	30"	228	760.21	842.00
HWS36120	36"	247	788.50	886.71
HWS42120	42"	286	816.50	931.14
HWS48120	48"	316	920.64	1,050.71



PHILLOCRAFT
Since 1924

Ergonomic Work Station

- Completely enclosed unit with heavy steel construction.
- Choice of hand crank or electric lift.

Flexible ergonomic workstations have a height range of 30-46" to easily adjust from sitting to standing height adapting to the dynamic workplace. Features a 26" bottom rail, 18" top rail and measures 37 1/2" center-to-center. Comes with hand crank on manual models or push button control and a powerful 220 volt single phase motor on electric models, providing a 600 lb. lifting capacity. Features include direct drive chain and sprocket mechanism, white powder coat finish, and locking swivel casters. Manual tilt allows operator adjustment up to 15° forward and 8° backwards. Frames and tops available in custom sizes--call for more information. Shipped KD. FOB Shipping Point.




Manual Lift
(Shown with Plastic Laminate Top)

ERGONOMIC WORK STATION (Frame only - tops sold separately)			
Product No.	Description	Wt. (lbs.)	Price Ea.
HPMS-HC-21/18X26-37.5	Manual	110	\$1,050.36
HPMS-HC-21/24X30-44	Manual	115	1,136.50
HPMS-HC-21/24X30-56	Manual	120	1,167.00
HPMS-HC-21/18X26-28	Manual	110	1,050.36
HPES-21/18X26-37.5	Electric	115	1,458.79
HPES-21/24X30-44	Electric	120	1,517.07
HPES-21/24X30-56	Electric	125	1,568.50
HPES-21/18X26-28	Electric	110	1,458.79

ERGONOMIC WORK STATION TOPS				
Product No.	Size	Description	Wt. (lbs.)	Price Ea.
H2448L	24 x 48"	Plastic Laminate	110	\$142.86
H2460L	24 x 60"	Plastic Laminate	115	200.00
H3048L	30 x 48"	Plastic Laminate	120	207.14
H3060L	30 x 60"	Plastic Laminate	110	250.00
H3648L	36 x 48"	Plastic Laminate	115	242.86
H3660L	36 x 60"	Plastic Laminate	120	307.14

Other sizes available.



Electric Lift
(Shown without top)

HOSE REELS


Unitract™ Economy Hose Reels

- Minimal size envelope permits installation where size is a factor.
- Simple design incorporates fewer parts.

Unitract™ Economy Hose Reels are lighter duty reels ideally suited for situations where hose storage space is a problem. Fits easily into height restricted areas and weighs less than standard hose reels. Drive spring permanently lubricated. Standard hose for air, water and oxygen/acetylene applications. Not designed for truck mount applications. Durable powder coated finish. FOB Shipping Point.

Product No.	Operating Pressure (PSI)	Hose I.D.	Hose Length	Wt. (lbs.)	Price Ea.
HUTL300*	1000	3/8"	—	36	\$192.47
HUTL325	300	3/8"	25'	40	198.82
HUTL330	300	3/8"	30'	40	200.21
HUTL335	300	3/8"	35'	40	201.87
HUTL340	300	3/8"	40'	41	204.08
HUTL350	300	3/8"	50'	41	207.22
HUTL500*	1000	1/2"	—	36	197.96
HUTL540	300	1/2"	40'	43	224.44
HUTL550	300	1/2"	50'	45	229.28

*Hose not included



C-Series Heavy Duty Hose Reels

- A full beaded spool and heavy gauge materials result in an extreme duty reel.
- Durable powder coated finish.

C-Series Hose Reels are ideally suited for plant maintenance, service trucks or many other industrial functions where hose storage is a problem. Standard hose for air, water and water based solutions. Single set screw to access spring casing. Drive spring permanently lubricated. Brass swivel reduces corrosion potential. FOB Shipping Point.

Product No.	Operating Pressure (PSI)	Hose I.D.	Hose Length	Wt. (lbs.)	Price Ea.
HLC300*	1000	3/8"	—	46	\$275.71
HLC340	300	3/8"	40'	49	320.51
HLC350	300	3/8"	50'	50	327.72
HLC370	300	3/8"	70'	54	369.34
HLC500*	1000	1/2"	—	46	296.09
HLC540	300	1/2"	40'	53	375.15
HLC550	300	1/2"	50'	55	388.07

*Hose not included




CS-Series Stainless Steel Hose Reels

- Constructed of heavy-gauge 304 stainless steel.
- Nickel plated swivel for reduced corrosion potential.

CS-Series Stainless Steel Hose Reels are designed for low pressure use in harsh environments. Ideal for chemical clean up or when an exceptionally clean area is to be maintained for food or beverage processes. Latch mechanism is non-sparking in the event flammable gasses or liquids are present. Drive spring permanently lubricated. FOB Shipping Point.

Product No.	Operating Pressure (PSI)	Hose I.D.	Hose Length	Wt. (lbs.)	Price Ea.
HLCS300*	1000	3/8"	—	44	\$626.72
HLCS340	300	3/8"	40'	45	689.81
HLCS350	300	3/8"	50'	51	705.91
HLCS370	300	3/8"	70'	40	738.11
HLCS500*	1000	1/2"	—	50	626.72
HLCS540	300	1/2"	40'	55	711.28
HLCS550	300	1/2"	50'	40	732.76

*Hose not included



D-Series Hose Reels

- Most compact design in the industry.
- Guide rollers allow frictionless retrieval of hose.

D-Series Hose Reels are suitable for low pressure use with air, water, oil, diesel fuel and grease where longer lengths of hose are needed. Heavy duty spool and frame design to eliminate torque for easier dispersing and retrieval of hose. Sealed springcase with safety banded spring. Drive spring permanently lubricated. Durable powder coated finish. FOB Shipping Point.

Product No.	Operating Pressure (PSI)	Hose I.D.	Hose Length	Wt. (lbs.)	Price Ea.
HLD300*	1000	3/8"	—	68	\$613.84
HLD3100	300	3/8"	100'	99	764.69
HLD500*	1000	1/2"	—	68	613.84
HLD575	300	1/2"	75'	90	775.10
HLD590	300	1/2"	90'	95	790.70
HLD5100	300	1/2"	100'	99	801.11
HLD700*	300	3/8"	—	75	625.24
HLD750	300	3/8"	50'	95	754.59
HLD770	300	3/8"	70'	99	820.71
HLD1000*	300	1"	—	70	625.24
HLD1025	300	1"	25'	95	789.07
HLD1045	300	1"	45'	99	827.88

*Hose not included



SAFETY HOSE & CORD REELS



EZ-Coil® Safety Series Supreme Duty Hose Reels

- Built for rugged duty applications that demand extra strength.
- Triple support points to the center shaft with Super Hub™ and full frame.
- Pedestal style base and arms located on both sides of reel.
- FOB Shipping Point.

Product No.	EZ-COIL® SAFETY SERIES SUPREME DUTY HOSE REELS						Price Ea.
	I.D.	Length	P.S.I.	Max Temp. (°F)	Size W x H x L	Wt. (lbs.)	
HEZ-TSH-375	¾"	75'	300	150	9¼ x 25½ x 23"	87	\$637.00
HEZ-TSH-3100	¾"	100'	300	150	9¼ x 25½ x 23"	90	\$695.00
HEZ-TSH-475	½"	75'	300	150	9¼ x 25½ x 23"	87	\$666.00
HEZ-TSH-4100	½"	100'	300	150	9¼ x 25½ x 23"	100	\$715.00

Vacuum Reels

- Lightweight and compact.
- High quality steel construction with durable CPC™ powder coat finish.

Designed to extract unwanted fumes, particles, and by-products from your work area. Reel features heavy duty spun discs with rolled edges for greater strength. Adjustable tension brake to prevent "free-wheeling" during operation, transport, or storage. Direct hand crank reel has a solid one piece steel "U" shaped frame design. Direct connect port for vacuum hose with bullet cuffs accepts 1½" cuff hoses. Hose is not included. FOB Shipping Point.



Product No.	Hose Inlet	Hose Cap.	VACUUM REELS			Price Ea.
			Vac.	Size W x H x L	Wt. (lbs.)	
HV117-850	1½"	50'	29" Hg.	23¾ x 18 x 17"	28	\$256.00

EZ-Coil® Safety Series Heavy Duty Hose Reels

- Easily wraps, stores, and protects hose for improved workplace safety.
- Features Rewind Safety System up to 80% slower rewind speed as compared to conventional hose reels.

Controlled retraction reduces workplace accidents. Requires no electricity. Auto-rewind for fast easy pay out and take up. High quality heavy-duty steel construction. Smooth non-sag roller guides reduce hose wear. Multi-position arm guide adjusts for wall, ceiling or floor mounting. Powder coated for greater visibility. FOB Shipping Point.



Product No.	EZ-COIL® SAFETY SERIES HEAVY DUTY HOSE REELS						Price Ea.
	I.D.	Length	P.S.I.	Max Temp. (°F)	Size W x H x L	Wt. (lbs.)	
LOW PRESSURE							
HEZ-P-LP-350	¾"	50'	300	150	17¼ x 18¼ x 6¾"	51	\$386.00
HEZ-P-LPL-350*	¾"	50'	300	150	17¼ x 18¼ x 6¾"	39	\$319.00
HEZ-SH-450	½"	50'	300	150	9¼ x 21 x 19¾"	67	\$493.00
MEDIUM PRESSURE							
HEZ-MP-450	½"	50'	2500	250	9¼ x 21 x 19¾"	69	\$598.00

*Model sold less hose.

EZ-Coil® Safety Series Electric Cord Reels

- Rewind Safety System for controlled retraction to reduce workplace accidents.
- Includes 5' pig tail and 3 pronged plug.

Features "Safe-Replace" factory cartridge style spring motor. Rolled edges on discs provide maximum protection. Multi-position locking ratchet secures cord at desired length. FOB Shipping Point.



Product No.	Accessories	AWG.	EZ-COIL® SAFETY SERIES ELECTRIC CORD REELS			Wt. (lbs.)	Price Ea.
			Conductors	Length	Size W x H x L		
HEZ-PC13-5016-A	Industrial Receptacle	16	3 - 50'	8½ x 14½ x 13¾"	13	31	\$447.00
HEZ-PC13-5012-B	Quad Industrial Receptacle	12	3 - 50'	8½ x 14½ x 13¾"	20	34	\$594.00
HEZ-PC13-5016-C	Fluorescent Tube Light	16	3 - 50'	8½ x 14½ x 13¾"	0.3	32	\$459.00
HEZ-PC13-5016-D	Fluorescent Angle Light	16	3 - 50'	8½ x 14½ x 13¾"	13	32	\$471.00
HEZ-PC13-5016-E	Incandescent Cage Light	16	3 - 50'	8½ x 14½ x 13¾"	13	32	\$436.00
HEZ-PC13-5012-F	Duplex G.F.C.I. Receptacle	12	3 - 50'	8½ x 14½ x 13¾"	20	33	\$578.00

EZ-Coil® Safety Series Static Discharge Cable Reels

- Easily wraps, stores, and protects hose for improved workplace safety.
- Features Rewind Safety System up to 80% slower rewind speed as compared to conventional hose reels.



Controlled retraction reduces workplace accidents. Requires no electricity. Auto-rewind for fast easy pay out and take up. High quality heavy-duty steel construction. Non-sparking ratchet locks cable at desired length. 50 amp "jaw style" grounding cable. Includes ¾" galvanized steel cable with ¾" orange vinyl cover. Multi-position arm guide adjusts for wall, ceiling or floor mounting. Powder coated for greater visibility. FOB Shipping Point.

Product No.	EZ-COIL® SAFETY SERIES STATIC DISCHARGE CABLE REELS					Price Ea.
	Cable Dia.	Capacity	Size W x H x L	Wt. (lbs.)		
HEZ-SD-50	¾"	50'	4 x 12 x 11"	20	\$314.00	
HEZ-SD-100	¾"	100'	4 x 15 x 14½"	32	\$399.00	



EZ-Coil® Safety Series Welding Hose Reels

- Same as EZ-Coil® Safety Series Supreme Duty Hose Reels, but built for Oxy-acetylene and "T" Grade gases. Spark-free ratchet locks reel at desired hose length. Double-O ring sealed swivel joint is ported for safety. FOB Shipping Point.

Product No.	I.D.	Length	P.S.I.	EZ-COIL® SAFETY SERIES WELDING HOSE REELS			Price Ea.
				Size W x H x L	Wt. (lbs.)		
MODELS WITH OXY-ACETYLENE HOSE							
HEZ-P-W-125	½"	25'	200	8½ x 18¼ x 17¼"	46	\$410.00	
HEZ-SHW-150	½"	50'	200	10½ x 21 x 19¾"	64	\$515.00	
MODELS WITH GRADE "T" HOSE							
HEZ-P-WT-125	½"	25'	200	8½ x 18¼ x 17¼"	46	\$441.00	
HEZ-SHW-150	½"	50'	200	10½ x 21 x 19¾"	64	\$588.00	
MODELS LESS HOSE							
HEZ-P-WL-125	½"	25'	200	8½ x 18¼ x 17¼"	39	\$376.00	
HEZ-SHWL-150	½"	50'	200	10½ x 21 x 19¾"	52	\$436.00	

USA Made. 2 Year Manufacturer's Limited Warranty.

HOSE & CORD REELS

Compact Power Cord Reels

- Selection of electrical accessories.
- Compact and lightweight spring driven cord reel saves space. & facilitate workplace organization.



Solid one piece 12 ga. steel base and support post for maximum stability. Professional grade heavy duty construction. Durable proprietary CPC™ powder coat process. Rolled edges and ribbed discs provides strength & safety. Measures 7" W. x 10" H. x 10 1/2" L. Conductors length 3-30'. FOB Shipping Point.

Product No.	Accessories	AWG	Amps.	Wt. (lbs.)	Price Ea.
HPC10-3012-A	Single Industrial Receptacle	12 ga.	20	17	\$408.00
HPC10-3016-A	Single Industrial Receptacle	16 ga.	13	14	361.00
HPC10-3012-B	Quad Industrial Receptacle	12 ga.	20	18	492.00
HPC10-3016-C	Fluorescent Tube Light	16 ga.	0.3	15	355.00
HPC10-3016-D	Fluorescent Angle Light	16 ga.	13	16	376.00
HPC10-3016-E	Incandescent Cage Light	16 ga.	13	14	347.00
HPC10-3012-F	Duplex G.F.C.I. Ind. Rec.	16 ga.	13	19	459.00

Power Cord Reels



- The ideal replacement for tangled extension cords.
- Self-retracting, heavy duty cord reels provides safety and productivity.

Solid steel construction is built to perform under the toughest of working conditions, for indoor use only. Self-retracting with cartridge style spring motor.

Eight position locking ratchet. 4-roller non-sag cord guide. Features adjustable arm guide and cord stop. Supplied with 5' pigtail and 3 prong plug. 115V, 60hz single phase only. Measures 8 1/2" W x 14 1/2" H x 13 1/2" L. FOB Shipping Point.

Product No.	Accessories	Conductors AWG.	Length	Amps	Wt. (lbs.)	Price Ea.
HPC13-3512-A	Single Industrial Receptacle	12 ga.	3-35'	20	37	\$443.00
HPC13-3516-A	Single Industrial Receptacle	16 ga.	3-35'	13	34	371.00
HPC13-5012-A	Single Industrial Receptacle	12 ga.	3-50'	20	40	458.00
HPC13-5016-A	Single Industrial Receptacle	16 ga.	3-50'	13	36	379.00
HPC13-3512-B	Quad Industrial Receptacle	12 ga.	3-35'	20	38	511.00
HPC13-5012-B	Quad Industrial Receptacle	12 ga.	3-50'	20	41	526.00
HPC13-3516-C	Fluorescent Tube Light	16 ga.	3-35'	0.3	35	384.00
HPC13-5016-C	Fluorescent Tube Light	16 ga.	3-50'	0.3	37	391.00
HPC13-3516-D	Fluorescent Angle Light	16 ga.	3-35'	13	35	392.00
HPC13-5016-D	Fluorescent Angle Light	16 ga.	3-50'	13	37	403.00
HPC13-3516-E	Incandescent Cage Light	16 ga.	3-35'	13	34	357.00
HPC13-5016-E	Incandescent Cage Light	16 ga.	3-50'	13	36	368.00
HPC13-5012-F	Duplex G.F.C.I. Ind. Rec.	12 ga.	3-50'	20	42	510.00

Spring Driven Welding Hose Reels

- Single pedestal reel with space saving design.
- External fluid path with full-flow dual ported brass swivel. Guide arm adjusts to wall, floor and overhead position. Solid one piece, heavy gauge steel base and support for maximum stability. Professional grade heavy duty steel construction. Durable proprietary CPC™ powder coat process. Rolled edges and ribbed discs provide strength and safety. Hose I.D. 3/4" and P.S.I. of 200. FOB Shipping Point.

Product No.	Hose Length	Size W x H x L	Wt. (lbs.)	Price Ea.
HP-W-125	25'	8 1/2 x 18 1/2 x 17"	45	\$342.00
HSHW-N-150	50'	10 1/2 x 21 1/2 x 19 1/2"	64	442.00
HSHW-N-1100	100'	10 1/2 x 25 1/2 x 24"	84	644.00
HP-WT-125	25'	8 1/2 x 18 1/2 x 17"	46	373.00
HSHWT-N-150	50'	10 1/2 x 21 1/2 x 19 1/2"	64	515.00
HSHWT-N-1100	100'	10 1/2 x 25 1/2 x 24"	84	858.00

Hand Crank & Powered Rewind Hose Reel

- Handles industrial applications requiring longer hoses.
- Easily wraps, stores and protects hose improving workplace safety.
- Available in Air or Electric Motor retraction. Direct gear drive on H1125-models.
- Open hose slot design with low profile outlet riser affords even hose wraps.
- Drum lock pin on hand crank models.
- Sturdy all welded frame, no bolts.




Roller not included

Made from heavy gauge steel for long life. Temperature from -20°F to +225°F. Inlet/Outlet 1/2" and 3/4" fem NPT. FOB Shipping Point.

Product No.	Hose Cap.				P.S.I.	Max Temp. (°F)	Size W x H x L	Wt. (lbs.)	Price Ea.
	3/4" I.D.	1" I.D.	1 1/2" I.D.	2" I.D.					
H1125-4-100	140'	100'			3000	225	19 1/2 x 18 1/2 x 17 1/2"	36	\$266.00
H1125-4-200	300'	200'			3000	225	27 1/4 x 18 1/2 x 17 1/2"	39	266.00
H1125-4-325	450'	325'			3000	225	33 1/4 x 18 1/2 x 17 1/2"	48	275.00
H1125-5-100		200'	100'		3000	225	26 1/2 x 18 1/2 x 17 1/2"	42	338.00
H1125-5-250		500'			3000	225	42 1/4 x 18 1/2 x 17 1/2"	59	353.00
H1125-6-50		75'	50'		3000	225	32 x 18 1/2 x 17 1/2"	55	452.00
H1125-6-100		150'	100'		3000	225	44 1/2 x 18 1/2 x 17 1/2"	69	460.00
H1175-6-50		100'	50'		3000	225	24 1/2 x 26 1/2 x 24"	67	505.00
H1175-6-100		150'	100'		3000	225	28 1/2 x 26 1/2 x 24"	70	505.00
H1175-6-150		250'	150'		3000	225	32 1/2 x 26 1/2 x 24"	75	551.00
H1175-6-200		300'	200'		3000	225	36 1/2 x 26 1/2 x 24"	83	551.00
H1185-1524		150'	100'	75'	600	225	28 1/2 x 27 x 24"	81	599.00

MODELS WITH POWERED REWIND (-A denotes Air Motor, -E denotes Electric Motor)									
Product No.	3/4" I.D.	1" I.D.	1 1/2" I.D.	2" I.D.	P.S.I.	Max Temp. (°F)	Size W x H x L	Wt. (lbs.)	Price Ea.
H1125-4-200-A	300'	200'			3000	225	22 1/2 x 18 1/2 x 17 1/2"	47	647.00
H1125-4-325-A	450'	325'			3000	225	28 1/2 x 18 1/2 x 17 1/2"	59	662.00
H1175-6-100-A		150'	100'		3000	225	22 1/2 x 26 1/2 x 24"	78	983.00
H1185-1524-A		150'	100'	75'	600	225	25 1/2 x 27 x 24"	89	1,060.00
H1125-4-200-E	300'	200'			3000	225	24 1/2 x 18 1/2 x 17 1/2"	52	633.00
H1125-4-325-E	450'	325'			3000	225	30 1/2 x 18 1/2 x 17 1/2"	61	644.00
H1175-6-100-E		150'	100'		3000	225	24 1/2 x 26 1/2 x 24"	83	941.00
H1185-1524-E		150'	100'	75'	600	225	30 1/2 x 27 x 24"	94	1,034.00



Portable & Fixed Mount Hand Crank Hose Reels

- Features all steel construction portables have 1" and 1 1/2" tubular steel frames.
- High performance compact lightweight hand crank hose reel.

Perfect for jobsite or permanent mount. Use for air, pressure wash, steam cleaning, as well as washdown. Temperatures from -20°F to +225°F. Full flow brass swivel. FOB Shipping Point.

Ltr.	Product No.	Hose Cap. 3/4"	Hose Cap. 1/2"	P.S.I.	Size W x H x L	Wt. (lbs.)	Price Ea.
A	H112-3-50	50'		4000	14 1/2 x 13 x 12"	15	\$172.00
A	H112-3-100	100'		4000	18 1/2 x 13 x 12"	19	172.00
A	H112-3-150	150'		4000	19 1/2 x 13 x 12"	21	176.00
A	H117-3-400	400'		4000	19 1/2 x 18 x 17"	33	202.00
A	H112-4-75		75'	4000	24 1/2 x 13 x 12"	21	188.00
A	H117-4-225		225'	4000	20 x 18 x 17"	33	210.00
B	H117-4-225-DM	325'	225'	4000	24 1/2 x 40 x 19"	39	307.00
C	H112-3-100-CM	100'		4000	18 1/2 x 14 x 13"	18	200.00
C	H112-3-150-CM	150'		4000	23 x 14 x 13"	22	204.00



Compact Welding Cable Reels

- Solid one piece, heavy gauge steel "U" shaped frame with open drum design.

Bronze self-lubricated spherical bearings at each end, designed for heavy duty applications. Adjustable tension brake to prevent "free-wheeling" during operation, transport or storage. FOB Shipping Point.

Product No.	Hose Cap.	Size W x H x L	Wt. (lbs.)	Price Ea.
H112WCL-6-20	100'	18 x 13 x 12"	19	\$500.00
H112WCL-6-10	100'	18 x 13 x 12"	19	500.00
H112WCL-6-01	150'	18 x 13 x 12"	19	500.00
H112WCL-6-02	165'	18 x 13 x 12"	19	500.00



Hand Crank Welding Cable Reels

- Designed for electrode and grounding lead applications.

All welded steel "A" frame construction for superior reel structure. Narrow width for convenient installation in restricted spaces. Adjustable tension brake to prevent "free-wheeling" during operation. FOB Shipping Point.

Product No.	#2	Cable Cap. by Gauge			Size W x H x L	Wt. (lbs.)	Price Ea.
		#1	#1/0	#2/0			
H1125WCL-6-C	300'	250'	200'	150'	18 1/2 x 13 x 12"	38	\$663.00
H1125WCL-12-C	600'	500'	400'	300'	24 1/2 x 18 1/2 x 17 1/2"	45	663.00

USA Made. 2 Year Manufacturer's Limited Warranty.

HOSE & CORD REELS



Performance Hose Reels

- Prevent accidents and injury by keeping hoses off the floor with these fast-acting hose reels.

Made of heavy gauge steel with non-corrosive components for long life. Full tension free control of hose area is provided by a multi-position ratchet...saves time. Rugged spring motor balanced to each reel capacity is protected and easily replaced. Each hose reel is designed for maximum unrestricted flow. They rotate freely with leak-proof

double duty seals. Floor, wall or ceiling mounted. Working pressure to 300 PSI, Temperatures to 200°F. Complete with hose & hose stop. FOB Shipping Point.

Product No.	Hose Length	I.D.	Size P.S.I.	Wt W x H x L	Price (lbs.)	Ea.
HP-LP-115	15'	1/2"	300	6 x 14 1/2 x 13 3/4"	25	\$183.00
HP-LP-125	25'	1/2"	300	6 x 14 1/2 x 13 3/4"	27	207.00
HP-LP-135	35'	1/2"	300	8 3/8 x 17 1/4 x 15 1/8"	28	221.00
HP-LP-150	50'	1/2"	300	9 3/4 x 17 1/4 x 15 1/8"	40	285.00
HP-LP-315	15'	3/8"	300	6 1/4 x 14 1/2 x 13 3/4"	27	193.00
HP-LP-325	25'	3/8"	300	8 1/4 x 17 1/4 x 15 1/8"	28	227.00
HP-LP-350	50'	3/8"	300	8 3/4 x 21 3/8 x 15 1/8"	43	318.00
HP-LP-425	25'	1/2"	300	9 3/4 x 17 1/4 x 15 1/8"	44	269.00
HP-LP-450	50'	1/2"	300	9 3/4 x 17 1/4 x 15 1/8"	50	361.00

Supreme Duty Hose Reels

- Built for rugged duty applications that demand extra strength.

Pedestal style base and arms support reel on both sides. Triple support points to the center shaft. Auto-rewind for fast easy pay out and take up. Smooth non-sag roller guides reduce positioning. Multi-position arm guide adjusts for wall, ceiling or floor mounting. FOB Shipping Point.



Product No.	I.D.	Length	P.S.I.	Max. Temp. (°F)	Size W x H x L	Wt. (lbs.)	Price Ea.
LOW PRESSURE							
HTSH-N-350	3/8"	50'	300	150	9 3/4 x 21 1/4 x 19 1/2"	61	\$435.00
HTSH-N-375	3/8"	75'	300	150	9 3/4 x 21 1/4 x 24"	82	564.00
HTSH-N-3100	3/8"	100'	300	150	9 3/4 x 21 1/4 x 24"	85	622.00
HTSH-N-450	1/2"	50'	300	150	9 3/4 x 21 1/4 x 19 1/2"	63	483.00
HTSH-N-475	1/2"	75'	300	150	9 3/4 x 21 1/4 x 24"	82	593.00
HTSH-N-4100	1/2"	100'	300	150	9 3/4 x 21 1/4 x 24"	95	642.00
HTSH-N-535	3/4"	35'	300	150	9 3/4 x 21 1/4 x 24"	77	558.00
HTSH-N-350	3/4"	50'	300	150	9 3/4 x 21 1/4 x 24"	83	599.00
HTSH-N-575	3/4"	75'	300	150	12 x 21 1/4 x 24"	93	789.00
HTSH-N-635	1"	35'	300	150	10 x 21 1/4 x 24"	92	816.00
MEDIUM PRESSURE							
HTMP-N-350	3/8"	50'	3000	250	9 3/4 x 21 1/4 x 19 1/2"	74	591.00
HTMP-N-450	1/2"	50'	3000	250	9 3/4 x 21 1/4 x 19 1/2"	77	615.00
HIGH PRESSURE							
HHP-N-150	1/2"	50'	5000	250	9 3/4 x 21 1/4 x 19 1/2"	74	647.00
HHP-N-350	3/8"	50'	4000	250	9 3/4 x 21 1/4 x 19 1/2"	78	641.00



Large Volume Hose Reels

- Features four roller, ball bearing hose guide for friction free movement in all directions.

Fully enclosed spring rewind reel is designed to handle temperatures up to 225°F and pressures up to 300 PSI. Also features full flow swivel, six position

locking mechanism and heavy duty frame and drum assembly for ease of operation and long life. Spring motor enclosed in safe replace cartridge. Hose not included. FOB Shipping Point.

Product No.	Hose Cap. of Reel in Feet	Inlet/Outlet Size I.P.T.	Size W x H x L	Wt. (lbs.)	Price Ea.
HSLP-L-625	25	1"	20 1/2 x 20 1/2 x 22 1/2"	90	\$670.00
HSLP-L-675	75	1"	21 x 28 1/2 x 30"	148	842.00
HSLP-L-835	35	1 1/2"	18 x 10 1/2 x 30"	120	959.00
HSLP-L-850	50	1 1/2"	20 x 28 1/2 x 30"	138	959.00

Compact Efficient Hose Reels

- Professional grade heavy duty steel construction.

Compact and lightweight spring driven hose reel save space and facilitate workplace organization. Solid one piece, 12 ga. steel base and support post for maximum stability. External fluid path with machined from solid brass full-flow swivel. Durable proprietary CPC™ powder coat process. Rolled edges and ribbed discs provide strength and safety. FOB Shipping Point.



Product No.	I.D.	Length	P.S.I.	Size W x H x L	Wt. (lbs.)	Price Ea.
HIG-LP-115	1/2"	15'	300	5 1/4 x 10 3/4 x 10 1/2"	9	\$176.00
HIG-LP-125	1/2"	25'	300	5 1/4 x 10 3/4 x 10 1/2"	11	181.00
HIG-LP-310	3/8"	10'	300	5 1/4 x 10 3/4 x 10 1/2"	9	175.00
HIG-LP-320	3/8"	20'	300	5 1/4 x 10 3/4 x 10 1/2"	11	181.00



Heavy Duty Hose Reel

- Professional grade heavy duty steel construction.


Sturdy single pedestal reel features Coxreels' exclusive Super Hub™ dual axle support system. Guide arm adjusts to wall, floor, vehicle and overhead positions. Solid one piece heavy gauge 1/2" steel base and support post for maximum stability. External fluid path with machined from solid brass full-flow swivel. Enclosed factory tuned and matched cartridge style spring motor. Durable proprietary CPC™ powder coat process. Rolled edges and ribbed discs provide strength and safety. FOB Shipping Point.

Product No.	I.D.	Length	P.S.I.	Size W x H x L	Wt. (lbs.)	Price Ea.
LOW PRESSURE						
HSH-N-350	3/8"	50'	300	8 1/4 x 21 1/4 x 19 1/2"	50	\$377.00
HSH-N-375	3/8"	75'	300	8 1/4 x 21 1/4 x 24"	68	472.00
HSH-N-450	1/2"	50'	300	8 1/4 x 21 1/4 x 19 1/2"	54	420.00
HSH-N-475	1/2"	75'	300	8 1/4 x 25 1/4 x 24"	68	539.00
MEDIUM PRESSURE						
HMP-N-350	3/8"	50'	3000	8 1/4 x 21 1/4 x 19 1/2"	65	514.00
HMP-N-450	1/2"	50'	2500	8 1/4 x 25 1/4 x 19 1/2"	67	525.00
HIGH PRESSURE						
HHP-N-150	1/2"	50'	5000	8 1/4 x 21 1/4 x 19 1/2"	64	545.00
HHP-N-350	3/8"	50'	4000	9 1/4 x 25 1/4 x 19 1/2"	65	578.00

Side Mount Hose Reel

- Rolled edges and ribbed discs provide strength and safety.

Side mount design for vertical flat surface, cabinet or enclosed space mounts. 2-bolt mounting pattern easily mounts and detaches for temporary or permanent installation. Solid one piece, heavy gauge 1/2" steel arm base maximum stability. Enclosed factory tuned and matched cartridge style spring motor. Professional grade heavy duty steel construction. Durable proprietary CPC™ powder coat process. FOB Shipping Point.



Product No.	I.D.	Length	P.S.I.	Size W x H x L	Wt. (lbs.)	Price Ea.
HSG13-L325	3/8"	25'	300	6 1/4 x 15 1/4 x 13 1/2"	26	\$228.00
HSG17-L350	3/8"	50'	300	6 1/4 x 19 1/4 x 17"	40	318.00
HSG17-L430	1/2"	30'	300	6 1/4 x 19 1/4 x 17"	42	288.00
HSG19-L450	1/2"	50'	300	8 1/4 x 22 x 19 1/2"	52	499.00



Dual Purpose Hose Reel

- Professional grade heavy duty steel construction.

Compact two reel assembly for dual hose applications, each reel operates independently. Guide arm adjusts to wall, floor and overhead positions. Single expanded, 1/2" steel mounting base for increased stability and space efficiency. One mounting pattern allows 1/2 the installation time required to install 2 reels at one station. 1" solid steel axle and lubricated precision bearings for smooth rotation. Durable proprietary CPC™ powder coat process. Rolled edges and ribbed discs provide strength and safety. FOB Shipping Point.



Product No.	I.D.	Length	P.S.I.	Size W x H x L	Wt. (lbs.)	Price Ea.
HC-LP-325-325	3/8"	25'	300	11 1/2 x 18 x 17"	67	\$456.00
HC-LP-335-335	3/8"	35'	300	11 1/2 x 18 x 17"	69	536.00
HC-LP-350-350	3/8"	50'	300	11 1/2 x 18 x 17"	78	584.00
HC-LP-425-425	1/2"	25'	300	11 1/2 x 18 x 17"	70	520.00

Product No.	Accessories	AIR/ELECTRIC COMBO REELS			Wt. (lbs.)	Price Ea.
		Conductors length	Amps.	Size W x H x L		
HC-L350-5016-A	Single Industrial Receptacle	16 ga.	3-50'	13	16 x 18 x 17"	94 \$698.00
HC-L350-5012-B	Quad Industrial Receptacle	12 ga.	3-50'	20	16 x 18 x 17"	97 872.00
HC-L350-5016-C	Fluorescent Tube Light	16 ga.	3-50'	0.3	16 x 18 x 17"	94 703.00
HC-L350-5016-D	Fluorescent Angle Light	16 ga.	3-50'	13	16 x 18 x 17"	94 722.00
HC-L350-5016-E	Incandescent Cage Light	16 ga.	3-50'	13	16 x 18 x 17"	94 722.00
HC-L350-5012-F	Duplex GFCI Industrial Receptacle	16 ga.	3-50'	13	16 x 18 x 17"	96 861.00

USA Made. 2 Year Manufacturer's Limited Warranty.

INDUSTRIAL HOSE REELS

General Auto-Retractable Reels

- Hose where you need it, when you need it.

Series RT - Air/Water/Oil/Grease applications. The Series RT is ideal for applications that are less demanding, yet built to handle hard industrial use. Incorporates industrial grade steel with engineered composite components for long service life. Lighter weight for easy handling. Features no hose latch out mechanism for extra safety. A stainless steel torsion spring is used on the latch for maximum lift. Versatile and easy mounting guide can be adjusted to any seven locations. Complete with hose. FOB Shipping Point.

GENERAL AUTO-RETRACTABLE REELS LOW PRESSURE AIR & WATER REELS						
Product No.	Overall W x H x L	Hose I.D.	Hose Length	P.S.I.	Wt. (lbs.)	Price Ea.
HRT450-OLP	5½ x 17½ x 16½"	½"	50'	300	25	\$194.00
HRT635-OLP	5½ x 17½ x 16½"	¾"	35'	300	23	182.00
HRT650-OLP	6¼ x 17½ x 16½"	¾"	50'	300	29	234.00
HRT835-OLP	6¼ x 17½ x 16½"	½"	35'	300	30	247.00
HRT850-OLP	6¼ x 17½ x 16½"	½"	50'	300	35	316.00
MEDIUM PRESSURE OIL REELS						
HRT835-OMP	6¼ x 17½ x 16½"	½"	35'	1,000	33	345.00
HIGH PRESSURE GREASE REELS						
HRT435-OHP	5½ x 17½ x 16½"	¼"	35'	5,000	31	341.00



HRT650-OLP

Premium Auto-Retractable Reels

- Helps prevent tripping accidents/injury by keeping hoses off the floor.
- Features all welded solid steel construction with heavy duty bracket to counteract hose pull.

Series 4000/5000/5005 - Air/Water/Oil/Grease applications. Compact for a wide range of applications with critical space requirements. Special declutching spring arbor prevents spring damage due to reverse winding of spool. Weatherproof gasketed spring motor. Positive latch maintains desired hose length. Withstands temperatures up to 150°F. Guide arm field adjustable for wall, floor, ceiling or truck mounting. Complete with hose. FOB Shipping Point.



HA5850-OLP

H4625-OLP

PREMIUM AUTO-RETRACTABLE REELS LOW PRESSURE AIR & WATER REELS						
Product No.	Overall W x H x L	Hose I.D.	Hose Length	P.S.I.	Wt. (lbs.)	Price Ea.
H4425-OLP	5½ x 12½ x 12½"	¼"	25'	300	19	\$199.00
H4435-OLP	5½ x 12½ x 12½"	¼"	35'	300	20	209.00
H5450-OLP	6 x 14½ x 13½"	¼"	50'	300	26	274.00
H4625-OLP	5½ x 12½ x 12½"	¾"	25'	300	22	216.00
H5635-OLP	6 x 14½ x 13½"	¾"	35'	300	25	261.00
H5650-OLP	6 x 17½ x 16½"	¾"	50'	300	37	315.00
HA5825-OLP	6 x 14½ x 13½"	¼"	25'	300	34	281.00
HA5850-OLP	7 x 17½ x 16½"	½"	50'	300	44	352.00
MEDIUM PRESSURE OIL REELS						
H5630-OMP	6 x 14½ x 13½"	¾"	30'	2,250	33	368.00
HIGH PRESSURE GREASE REELS						
H5435-OHP	6 x 17½ x 16½"	¼"	35'	5,000	42	463.00

Heavy Duty Auto-Retractable Reels

- Promotes safety in the workplace.

Series 7000 - Air/Water/Oil/Grease applications. These reels are very robust and ideal for the most demanding applications. The reels base and guide arms are formed from high grade steel and engineered with structural forms and gussets to yield the greatest amount of strength. Multi-position guide arm for wall, bench, ceiling or truck mounting. Incorporates all steel construction and a baked-on powder coat finish to produce a rugged corrosion resistant product suitable for a wide variety of heavy duty applications. Complete with hose. FOB Shipping Point.



H7850-OLP

HEAVY DUTY AUTO-RETRACTABLE REELS LOW PRESSURE AIR & WATER REELS						
Product No.	Overall W x H x L	Hose I.D.	Hose Length	P.S.I.	Wt. (lbs.)	Price Ea.
H7650-OLP	7 x 20¼ x 19"	¾"	50'	300	47	\$392.00
H7670-OLP	7 x 20¼ x 19"	¾"	70'	300	50	415.00
H7850-OLP	7 x 20¼ x 19"	½"	50'	300	51	406.00
H7925-OLP	7 x 20¼ x 19"	¾"	25'	250	49	469.00
MEDIUM PRESSURE OIL REELS						
H7850-OMP	7 x 20¼ x 19"	½"	50'	2,000	57	530.00
HIGH PRESSURE GREASE REELS						
H7650-OHP	7 x 20¼ x 19"	¾"	50'	4,000	60	586.00

Dual Pedestal Auto-Retractable Reels

- Dual pedestal base and guide arm design – structurally reinforced.

Series DP7000/80000 - Air/Water/Oil/Grease applications. Ideal for portable service trucks as well as permanent use. The series DP7000 features a two-piece, non-welded, interlocking base that won't vibrate apart. The large capacity series 80000 reels have a containerized spring assembly for safe and easy handling and two sealed ball bearings for smooth rotation of the main shaft. Both series incorporate a dual pedestal base and guide arm design that is structurally reinforced. Guide arm is field adjustable for wall, ceiling or truck mounting positions. All-steel construction and a baked-on powder coat finish combine to produce a rugged corrosion-resistant product suitable for a wide variety of heavy duty applications. Complete with hose. FOB Shipping Point.



H82100-OLP

DUAL PEDESTAL AUTO-RETRACTABLE REELS LOW PRESSURE AIR & WATER REELS						
Product No.	Overall W x H x L	Hose I.D.	Hose Length	P.S.I.	Wt. (lbs.)	Price Ea.
HDP7650-OLP	8 x 17 x 16½"	¾"	50'	300	47	\$459.00
H81100-OLP	10½ x 25½ x 24"	¾"	100'	300	92	625.00
HDP7850-OLP	9 x 17 x 16½"	½"	50'	300	50	478.00
H82100-OLP	10½ x 25½ x 24"	½"	100'	300	101	644.00
H83050-OLP	10½ x 25½ x 24"	¾"	50'	250	88	620.00
HD83075-OLP	14½ x 25½ x 24"	¾"	75'	250	96	777.00
HD84050-OLP	15½ x 25½ x 24"	1"	50'	250	110	785.00
MEDIUM PRESSURE OIL REELS						
HDP7850-OMP	9 x 17 x 16½"	½"	50'	2,000	57	624.00
H82075-OMP	10½ x 25½ x 24"	½"	75'	1,500	101	776.00
HIGH PRESSURE GREASE REELS						
HDP7650-OHP	8 x 17 x 16½"	¾"	50'	4,000	60	689.00
H81100-OHP	10½ x 25½ x 24"	¾"	100'	4,000	127	1,026.00



HDP7850-OMP


INDUSTRIAL HOSE REELS

Gas Welding Auto-Retractable Reels


Series TW gas welding reels have an independent dual swivel body manufactured from aluminum and hard coated for wear resistance. This unique design assures positive separation of gases. Double-sealed, special molded O-rings prevent leakage. Complete with hose. FOB Shipping Point.

GAS WELDING AUTO-RETRACTABLE REELS						
Product No.	Overall W x H x L	Hose I.D.	Hose Length	P.S.I.	Wt. (lbs.)	Price Ea.
HTW5425-OLPT	6 x 14½ x 13¾"	¼"	25'	200	26	\$345.00
HTW7450-OLPT	7 x 20¼ x 19"	¼"	50'	200	53	477.00
HTW7460-OLPT	7 x 20¼ x 19"	¼"	60'	200	55	504.00
HTW84100-OLPT	13 x 25½ x 24"	¼"	100'	200	105	934.00
HTW86075-OLPT	13 x 25½ x 24"	¾"	75'	200	99	1,095.00
HT-1225-04-100T*	18 x 19 x 16½"	¼"	100'	200	44	825.00

*Hand rewind.



HTW7450-OLPT



HT-2462-0

Cable Welding Reels

Series WC/Safe-T-Reel. Cable welding reels are designed to increase safety in the work area with a resulting increase in efficiency and productivity. Reels store work lead or electrode lead, up #2/0, safely and effectively when not in use. Cable not included. FOB Shipping Point.

AUTO-RETRACTABLE - WITHOUT CABLE							
Product No.	Overall W x H x L	Cable Capacity #1	1/0	2/0	Amps	Wt. (lbs.)	Price Ea.
HWC7000	14½ x 20¼ x 19"	50'	50'	50'	400	49	\$909.00
HWC80001	16 x 20½ x 24"	75'	75'	75'	400	80	1,269.00
HWC80002	16 x 20½ x 24"	100'	100'	100'	400	81	1,269.00

HAND CRANK - WITHOUT CABLE							
Product No.	Overall W x H x L	250'	200'	200'	600	50	1,477.00
HT-2462-0	18 x 19 x 29"	250'	200'	200'	600	50	1,477.00
HT-2464-0*	18 x 38 x 16½"	250'	200'	200'	600	59	1,477.00

* Spools are vertical.

Heavy Duty Hand Crank Hose Reels

Series 30000 - Air/Water applications. Series 30000 is ideal for heavy duty applications requiring longer lengths of hose. Reels feature a heavy gauge steel construction and vibration-proof, self-locking fasteners. All-bolted unitized construction with no welds to fatigue. Adjustable spool rotation drag eliminates backlash when dereeling hose, while spool lock pin prevents spool rotation when not in use. Full flow rotary swivels allow permanent attachment to supply line. Ideal for industrial or field use. Does not include hose. FOB Shipping Point.

HAND CRANK HOSE REELS								
Product No.	Overall W x H x L	1/4" I.D.	3/8" I.D.	1/2" I.D.	3/4" I.D.	P.S.I.	Wt. (lbs.)	Price Ea.
HCA32106-L	19 x 20¼ x 17¾"	200'	140'	100'	N/A	1,000	42	\$220.00
HCA32112-L	25 x 20¼ x 17¾"	425'	300'	200'	N/A	1,000	49	220.00
HCA33106-L	19 x 20¼ x 17¾"	200'	140'	100'	50'	1,000	43	291.00
HCA33112-L	25 x 20¼ x 17¾"	425'	300'	200'	100'	1,000	47	291.00
HCA33118-L	31 x 20¼ x 17¾"	625'	450'	325'	175'	1,000	56	303.00
HCB37118-L	34 x 20¼ x 17¾"	625'	450'	325'	175'	300	57	344.00
HCA33112-M	25 x 20¼ x 17¾"	425'	300'	200'	100'	3,000	53	322.00

H600741-1 Optional Cart fits 25"W models only, Price Ea. \$195.16



HCA32112-L

Stainless Steel Hose Reels

Stainless steel hose reels are ideal for low and medium pressure general air, water, solvent and chemical transfer, pre-rinse, pressure wash and wash down uses. Also suitable for coastal, offshore and on-board ship in marine applications where the harsh environment of salt water spray requires the use of stainless steel hose reels. Standard latch parts are made from aluminum. Series H80000 and HD80000 have an aluminum fluid path and may not be suitable for all applications. Does not include hose. FOB Shipping Point.



H5600-OLS

H80000

H7800-OLS

HS18000-M

STAINLESS STEEL HOSE REELS						
Product No.	Overall W x H x L	Hose I.D.	Hose Length	P.S.I.	Wt. (lbs.)	Price Ea.
H5600-OLS	6 x 14½ x 13¾"	¾"	35'	500	22	\$607.00
H7800-OLS	7 x 20¼ x 19"	½"	50'	500	41	891.00
H82000-OLS	10½ x 25½ x 24"	½"	100'	500	81	1,495.00
HD83000-OLS	14½ x 25½ x 24½"	¾"	75'	500	84	1,688.00
HD84000-OLS	14½ x 25½ x 24½"	1"	50'	500	92	1,741.00
HHS18000-M	12 x 19 x 20"	½"	200'	3,000	36	825.00

Light/Medium Duty Cord Reels

Series LD/LG - Power and light cord reels. The Series LD and LG light and medium duty power and light cord reels are designed for less strenuous applications in which a capable and long-lasting reel is required. These reels accommodate lengths of 16/3, 14/3, 12/3 and 10/3 diameter cable. FOB Shipping Point.



HLD2030-163-9

HLD2030-143-9

HLG3050-163-8



HL4050-162-2

HL4050-163-1

HL4050-163-3

HL4545-123-7

Heavy Duty Cord Reels

Series L4000/L5000 - Power and light cord reels. The Series L4000 and L5000 power and light cord reels offer many different styles of outlets and lamps. Easy to mount and structurally strong, the power and light cord reels have a robotically welded heavy gauge steel frame that attaches to most structurally sound surfaces. FOB Shipping Point.

LIGHT/MEDIUM DUTY POWER CORD REELS									
Product No.	Overall W x H x L	Accessory	AWG	# Cond.	Length	Volts	Amps	Wt. (lbs.)	Price Ea.
HLD2030-163-9	4 x 9¾ x 11½"	Triple Receptacle	16	3	30'	125	10	9	\$75.00
HLD2030-143-9	4 x 9¾ x 11½"	Triple Receptacle	14	3	30'	125	13	10	82.00
HLG3050-143-9	5 x 15¼ x 11½"	Triple Receptacle	14	3	50'	125	13	15	188.00
HLG3040-123-9	5 x 15¼ x 11½"	Triple Receptacle	12	3	40'	125	15	15	200.00

LIGHT CORD REELS									
Product No.	Overall W x H x L	Accessory	AWG	# Cond.	Length	Volts	Amps	Wt. (lbs.)	Price Ea.
HLD2040-163-2	4 x 9¾ x 11½"	Fluorescent Light	16	3	40'	120	0.3	9	135.00
HLG3050-163-8	5 x 15¼ x 11½"	Fluorescent Light	16	3	50'	120	0.3	15	222.00

HEAVY DUTY POWER CORD REELS									
Product No.	Overall W x H x L	Accessory	AWG	# Cond.	Length	Volts	Amps	Wt. (lbs.)	Price Ea.
HL4050-163-3	9¾ x 13¼ x 12¾"	Single Receptacle	16	3	50'	115	13	26	\$361.00
HL4545-123-3	9¾ x 13¼ x 12¾"	Single Receptacle	12	3	45'	115	15	28	397.00
HL4545-123-3A	9¾ x 13¼ x 12¾"	Single Receptacle	12	3	45'	125	20	29	419.00
HL4545-123-3B	9¾ x 13¼ x 12¾"	Single Receptacle w/Twist Lock	12	3	45'	125	20	29	442.00
HL4545-123-7	9¾ x 13¼ x 12¾"	Duplex Outlet Box w/GFCI (F)	12	3	45'	115	15	29	435.00
HL4545-123-7A	9¾ x 13¼ x 12¾"	Duplex Outlet Box w/GFCI (F)	12	3	45'	125	20	28	488.00
HL5550-123-7	12½ x 17½ x 16½"	Duplex Outlet Box w/GFCI (F)	12	3	50'	115	20	47	585.00

LIGHT CORD REELS									
Product No.	Overall W x H x L	Accessory	AWG	# Cond.	Length	Volts	Amps	Wt. (lbs.)	Price Ea.
HL4050-163-1	9¾ x 13¼ x 12¾"	Incandescent Light	16	3	50'	115	13	23	367.00
HL4050-162-2	9¾ x 13¼ x 12¾"	Fluorescent Light	16	3	50'	115	0.3	24	405.00

INDUSTRIAL HOSE REELS



HG3050-Y

HG3050

Static Discharge/Grounding Reels

Series G - Auto-retractable. Static discharge reels are used to ground equipment operating in hazardous atmospheres such as fuel trucks or carts transferring flammable materials. When properly clamped to ground, the static discharge reel dissipates static electrical buildup, reducing chances of sparking and the potential for explosion. FOB Shipping Point.

Product No.	Overall W x H x L	Description	STATIC DISCHARGE/GROUNDING REELS		
			Cable Length	Wt. (lbs.)	Price Ea.
HG3050	3 3/8" x 8 3/4" x 8 3/8"	Single 7x7 strand steel cable	50'	12	\$257.00
HG3050-N	3 3/8" x 8 3/4" x 8 3/8"	Nylon covered cable	50'	12	277.00
HG3050-Y	3 3/8" x 8 3/4" x 8 3/8"	Steel cable splits in 2 at 15'	50'	12	315.00
HGA3100-N	4 1/4" x 9 3/4" x 9 1/2"	Nylon covered cable	100'	22	364.00



HFD80000

Fuel Delivery Auto-Retractable Reels

Series F7000/F80000/FD80000. Fuel delivery reels, equipped with Viton® seals, incorporate metal forms to insure the greatest possible strength and are ideal for mobile applications. These rugged, corrosion-resistant reels are suitable for a wide variety of fuel applications. Complete with fuel grade hose. FOB Shipping Point.

Product No.	Overall W x H x L	Hose I.D.	Hose Length	P.S.I.	FUEL DELIVERY AUTO-RETRACTABLE REELS	
					Wt. (lbs.)	Price Ea.
HF7925-OLP	7 x 20 1/4" x 19"	3/4"	25'	50	53	\$493.00
HF83050-OLP	10 1/2" x 25 3/4" x 24"	3/4"	50'	50	89	834.00
HFD83075-OLP	14 1/4" x 25 3/4" x 24"	3/4"	75'	50	130	1,053.00
HFD84050-OLP	15 1/4" x 25 3/4" x 24"	1"	50'	50	120	921.00

Tool Balancers

Series TB/TBL. Hand-windable spring tension adjustment knob is flush with the housing. Push-button tension release simplifies decrease of spring tension. Adjustment screw adds drag to spool for fine tuning of tension. Oversized cable opening with direct in-line pull to reduce cable wear. Adjustable cable stop and lower safety hook. Matte Black finish. Series TB are constant tension. Series TBL have a ratchet lock. FOB Shipping Point.

Top Five Benefits:

1. Balances the weight of assembly tools making them nearly weightless.
2. Reduces operator fatigue.
3. Improves safety and ergonomics.
4. Increases productivity, keeps tools positioned for immediate use with minimal operator motion.
5. Reduces tool damage, prevents tools from being accidentally dropped.

Product No.	Overall W x H x L	MEDIUM DUTY			Price Ea.
		Load Cap. Min.-Max. (lbs.)	Cable Length	Wt. (lbs.)	
HTB-01	2 7/8" x 9 1/4" - 58 x 4"	0.0-1.5	6'	1	\$58.00
HTB-03	2 7/8" x 9 1/4" - 58 x 4"	1.5-3.0	6'	1	58.00
HTB-05	2 7/8" x 9 1/4" - 58 x 4"	3.0-5.0	6'	2	58.00
HEAVY DUTY					
HTB-10	3" x 13 7/8" - 90 x 8 3/4"	5.0-10	8'	10	\$207.00
HTB-12	3" x 13 7/8" - 90 x 8 3/4"	8.0-12	8'	10	226.00
HTB-15	3" x 13 7/8" - 90 x 8 3/4"	10-15	8'	10	245.00
HTB-23	3" x 13 7/8" - 90 x 8 3/4"	16-23	8'	10	286.00
HTBL-10	3" x 13 7/8" - 90 x 8 3/4"	5.0-10	8'	6	265.00
HTBL-12	3" x 13 7/8" - 90 x 8 3/4"	8.0-12	8'	7	285.00
HTBL-15	3" x 13 7/8" - 90 x 8 3/4"	10-15	8'	8	319.00
HTBL-23	3" x 13 7/8" - 90 x 8 3/4"	16-23	8'	8	348.00



HTB-05



HTBL-10



HPW7650-OHP

Heavy Duty Pressure Wash Reels

Series 30000/H/PW - Auto-retractable, hand crank and motor driven. Compact design and quality steel construction are incorporated into the Series 30000, H and PW heavy duty pressure wash reels. The Series H and PW come complete with Super Swivel® for maximum performance. Super Swivel® is designed to handle a broad range of pressures, temperatures and chemicals: perfect for agriculture, marine, equipment cleaning and pressure washing applications. Does not include hose. FOB Shipping Point.



HSGA3650-OLP

Auto-Retractable Composite Reels

Series S - Air/Water/Chemical Delivery applications. The Series S reel is economical, lighter weight and easy to handle. Its technical design and materials meet the demands of a medium-duty industrial grade reel for continuous, trouble-free operation. Made of corrosion-proof, tough polypropylene, extensive tests have shown it to be highly resistant to the vast majority of acids, alkalis and UV rays. The Series S design protects the hose and allows easy cleaning of both hose and reel. Wall or floor mount. Complete with hose. FOB Shipping Point.



HTH7445-OMP

Dual Hydraulic Auto-Retractable Reels

Series TH - Medium pressure hydraulic applications. The Series TH hydraulic hose reels are ideal for operating hydraulic cylinders, tools and equipment. The Series TH incorporates contemporary engineering and manufacturing techniques for trouble-free performance. Reels are all steel construction and compact for applications with critical space requirements. Complete with hose. FOB Shipping Point.

Product No.	Overall W x H x L	HAND CRANK REELS			P.S.I.	Wt. (lbs.)	Price Ea.
		1/4" I.D.	3/8" I.D.	1/2" I.D.			
H18006-M	20 x 19 x 18 1/2"	140'	100'	50'	4,000	33	\$211.00
HCA38106-M	17 1/4" x 20 1/4" x 19"	200'	140'	100'	3,000	38	286.00
HCA38112-M	17 1/4" x 20 1/4" x 25"	425'	300'	200'	3,000	46	286.00
AUTO-RETRACTABLE REELS							
HPW7650-OHP*	7 x 20 1/4" x 19"	N/A	50'	N/A	4,500	60	509.00
HPW81000-OHP	10 1/2" x 25 3/4" x 24"	N/A	100'	N/A	5,000	81	605.00
MOTOR DRIVEN REELS							
HEA38112-M12D	10 1/2" x 25 3/4" x 24"	425'	300'	200'	3,000	71	619.00

*Hose included.

Product No.	Overall W x H x L	AIR & WATER REELS			P.S.I.	Wt. (lbs.)	Price Ea.
		Hose I.D.	Hose Length				
HSGA3650-OLP	9 1/2" x 19 x 22 3/4"	3/8"	50'	232	23	\$252.00	
HSGA3665-OLP	9 1/2" x 19 x 22 3/4"	3/8"	66'	232	27	273.00	
HSGA3850-OLP	9 1/2" x 19 x 22 3/4"	1/2"	50'	232	27	262.00	
WATER REEL							
HSWA3850-OLP	9 1/2" x 19 x 22 3/4"	3/8"	50'	125	27	262.00	
HOT WATER WASH REEL							
HSHA3850-OLP	9 1/2" x 19 x 22 3/4"	1/2"	50'	232	27	291.00	
CHEMICAL DELIVERY REEL							
HSCA3850-OLP	9 1/2" x 19 x 22 3/4"	1/2"	50'	232	27	273.00	

Product No.	Overall W x H x L	Hose I.D.	Hose Length	P.S.I.	DUAL HYDRAULIC AUTO-RETRACTABLE REELS	
					Wt. (lbs.)	Price Ea.
HTH5425-OMP	6 x 14 1/2" x 13 1/2"	1/4"	25'	2,000	34	\$556.00
HTH7445-OMP	7 x 20 1/4" x 19"	1/4"	45'	2,000	57	711.00
HTH7630-OMP	7 x 20 1/4" x 19"	3/8"	30'	2,000	58	666.00
HTH86050-OMP	13 x 25 3/4" x 24"	3/8"	50'	2,000	108	1,182.00
HTH88050-OMP	13 x 25 3/4" x 24"	1/2"	50'	2,000	115	1,207.00

AIR COMPRESSORS



H5026VP



H216V



H3G3HKL



HTH5530

BelAire Air Compressors

BelAire offers a complete line of air compressors, serving the automotive, industrial and light construction markets. Assembled in Rock Hill, SC, BelAire has models from 2 HP portable compressors up to 30 HP rotary screw. FOB Shipping Point.

SINGLE STAGE PORTABLE GAS DRIVE						
Product No.	H.P.	Motor/Engine	Tank	CFM @100 PSI	Wt. (lbs.)	Price Ea.
HTH5530	5.5	Honda	2 x 4	12.35	221	\$1,320.00
TWO STAGE PORTABLE GAS DRIVE						
HTR908	9	Robin	2 x 5	18.50	316	2,265.00
HTH908	9	Honda	2 x 5	18.50	537	2,555.00
SINGLE STAGE ELECTRIC						
H5020P	2	115/230/1	20P	7.1	155	\$725.00
H5026VP	2	115/230/1	26P	7.1	165	790.00
H6061V	3.5	208-230/1	60V	12.35	261	850.00
TWO STAGE ELECTRIC						
H216V	5	208-230/1	60V	15.33	300	\$1,275.00
H218V	5	208-230/1	80V	15.33	382	1,565.00
H318V	5	208-230/1	80V	18.50	432	2,180.00
H318VL	7.5	208-230/1	80V	25.25	479	2,610.00
H6312H	10	208-230/460/3	120H	37.23	705	3,440.00
TWO STAGE GAS DRIVE						
H3G3HH	11	Honda	30H	18.50	358	\$2,945.00
H3G3HKL	12.75	Kohler	30H	25.25	369	2,730.00
H3G3HHL	13	Honda	30H	25.25	378	3,010.00

BelAire Quiet Performance Air Compressors

Ideal for work environments where space is at a premium. The BelAire QP compressors are built to provide the performance you have come to trust in a new extremely quiet package that can be installed in the work area. A piston air compressor with the noise level of a rotary screw provides exceptional value. FOB Shipping point.



HQP318VLE

BelAire Rotary Screw Air Compressors

BelAire Rotary Screw Compressors' enclosed design allows for installation almost anywhere providing exceptional air delivery in an extremely quiet package. Available up to 30 HP. 5 - 15HP are tank mounted and can include an optional refrigerated air dryer. 20 - 30HP are available base mounted or tank mounted with dryer. FOB Shipping point.



HBR5501D

QUIET PERFORMANCE AIR COMPRESSORS						
Product No.	H.P.	Motor/Engine	Tank	CFM @100 PSI	Wt. (lbs.)	Price Ea.
HQP318VE	5	208-230/1	80V	18.50	527	\$3,840.00
HQP338VE	5	208-230/3	80V	18.50	513	3,815.71
HQP318VLE	7.5	208-230/1	80V	25.25	549	4,160.00
HQP338VLE	7.5	208-230/3	80V	25.25	537	3,995.71

ROTARY SCREW AIR COMPRESSORS						
Product No.	H.P.	Motor/Engine	Tank	CFM @100 PSI	Wt. (lbs.)	Price Ea.
HBR5501	5	208-230/1	60H	16.6	463	\$5,425.00
HBR5501D*	5	208-230/1	60H	16.6	485	7,760.00
HBR75501	7.5	208-230/1	60H	21.2	468	6,510.00
HBR75501D*	7.5	208-230/1	60H	21.2	490	8,845.00

*With Integrated Dryer

ERGONOMIC SEATING SOLUTIONS

Brewer

The Brewer Company

A best kept secret. With over 60 years of manufacturing experience, Brewer has become one of the most trusted names in commercial seating. Industrial settings, such as yours, requires seating that is comfortable, durable and safe. Brewer manufactures all of their seating in the United States. Industrial stools hold a 5-12 year product warranty and a lifetime warranty on cyclinders. Rest assured, you're working with the best. FOB Shipping Point.

Task Stools

- **Contoured waterfall seat for improved leg circulation.**
 - Polyurethane: 18"W x 17"D x 1.5"T
 - Cloth/Vinyl: 19"W x 17.5"D x 3.75"T
- **Fully adjustable contoured backrest for effective lumbar back support.**
 - Polyurethane: 17"W x 12"D x 1"T
 - Cloth/Vinyl: 16"W x 10"D x 2"T
- **Large 20" dia., adjustable chrome footring on higher height models (-2, -3)**
- **Easy-to-use pneumatic seat height adjustment.**
- **Stable five star reinforced plastic base with heavy-duty stationary glides, casters optional.**

- **Polyurethane models:**
 - Black, self-skinned & solid molded
 - Resists stains, damage from punctures, grease, water and chemicals
 - Meets flame retardant standards of FMVSS-302
- **Cloth & Vinyl models:**
 - Extra-thick 3" High-Resiliency Foam
 - Durable Olefin[®] fabric or heavy-duty Naugahyde[®] vinyl
 - Meets flame retardant standards of California Technical Bulletin #117
 - Larger ergonomic backrest available



Seat Height	Base Dia.	Seat/Back Tilt	Footring	BLACK POLYURETHANE			CLOTH UPHOLSTERY			VINYL UPHOLSTERY		
				Product No.	Wt. (lbs.)	Price Ea.	Product No.	Wt. (lbs.)	Price Ea.	Product No.	Wt. (lbs.)	Price Ea.
STANDARD MODELS WITH BACK ADJUSTMENT												
16½ - 21½"	25"	No	No	HPS-1	28	\$178.67	HCS-1	24	\$170.67	HVS-1	24	\$180.00
19½ - 27"	27"	No	Yes	HPS-2	33	224.00	HCS-2	29	220.00	HVS-2	29	229.33
22½ - 32½"	27"	No	Yes	HPS-3	34	225.33	HCS-3	30	224.00	HVS-3	30	232.00
DELUXE MODELS W/SEAT & BACK TILT & TENSION ADJUSTMENT												
17 - 22½"	25"	Yes	No	HPT-1	32	230.67	HCT-1	28	228.00	HVT-1	28	237.33
20½ - 28"	27"	Yes	Yes	HPT-2	37	276.00	HCT-2	33	276.00	HVT-2	33	285.33
23½ - 33½"	27"	Yes	Yes	HPT-3	38	277.33	HCT-3	34	278.67	HVT-3	34	289.33

HCS/5 Dual Wheel Caster Set w/Soft Poly Tread. Casters, 2¼" dia. Add 1" to seat height. Wt. 2 (lbs.) Price Ea. \$17.33
 HLEB Large Ergonomic Backrest (Available on Tilt Models Only) 15"W. x 13"H. x 3" thick. Wt. 3 (lbs.) Price Ea. \$61.33
 HEAA Ergonomic Adjustable Armrest. (Available on Tilt Models Only, must be ordered with stool at initial time of purchase). Arms adjust 3" wide, 2¼" in height - 6 positions. Wt. 5 (lbs.) Price Ea. \$60.00

Round Stools

- **Comfortable, durable round seat.**
 - Polyurethane: 14" Diameter
 - NaugaSoft[®] Vinyl: 16" Diameter x 4" thick
- **Optional contoured backrest for vinyl models.**
 - NaugaSoft[®] Vinyl: 16"W x 10"D x 2"T
- **Large adjustable chrome footring on higher height models (-2, -3).**
- **Easy-to-use pneumatic seat height adjustment.**
- **Stable five star available in plastic base or polished cast aluminum.**
- **Heavy-duty stationary glides, casters optional.**
- **Meets CA Tech Bulletin #117 & FMVSS-302.**



Seat Height	Base Dia.	Base Description	Footring	Product No.	Wt. (lbs.)	Price Ea.
VINYL ROUND STANDARD MODELS WITHOUT BACK						
16½ - 21½"	25"	Plastic	No	HVR-1	18	\$132.00
17 - 22½"	25"	Cast Aluminum	No	HVRM-1	17	170.67
19½ - 27"	27"	Plastic	Yes	HVR-2	23	176.00
20 - 27"	25"	Cast Aluminum	Yes	HVRM-2	22	193.33
22½ - 32½"	27"	Plastic	Yes	HVR-3	28	180.00
24 - 34½"	25"	Cast Aluminum	Yes	HVRM-3	27	200.00
VINYL ROUND STANDARD MODELS WITH BACK						
17 - 22½"	25"	Plastic	No	HVRB-1	23	182.67
17 - 22½"	25"	Cast Aluminum	No	HVRBM-1	22	226.67
20½ - 27½"	27"	Plastic	Yes	HVRB-2	28	234.67
20 - 27"	25"	Cast Aluminum	Yes	HVRBM-2	27	250.67
23½ - 33½"	27"	Plastic	Yes	HVRB-3	32	238.67
24 - 34½"	25"	Cast Aluminum	Yes	HVRBM-3	31	261.33
POLY ROUND STANDARD MODELS						
16½ - 21½"	25"	Plastic	No	HPR-1	18	109.33
15 - 20"	25"	Cast Aluminum	No	HPRM-1	17	148.00
19½ - 27"	27"	Plastic	Yes	HPR-2	23	157.33
18½ - 25½"	25"	Cast Aluminum	Yes	HPRM-2	22	169.33
22½ - 32½"	27"	Plastic	Yes	HPR-3	28	160.00
22 - 32"	25"	Cast Aluminum	Yes	HPRM-3	27	173.33

HCS/5 Dual Wheel Caster Set w/Soft Poly Tread. Casters, 2¼" dia. Add 1" to seat height. Wt. 2 (lbs.) Price Ea. \$17.33
 HCM/5 Dual Wheel Caster Set w/Soft Poly Tread. Casters, 2¼" dia. Add 1" to seat height. Wt. 2 (lbs.) Price Ea. \$17.33

Saddle Seat and Sit Stand

Saddle Seat Key Features:

- **Innovative, dynamic split seat technology promotes back and circulatory health.**
- **Unique 360° circular movement can be customized to personal preference.**
- **Balances pelvis in an upright position, distributing the weight over the "sit bones" and not the soft tissues.**
- **Three standard height options to achieve the optimum 135° knee angle.**
- **Numerous vinyl color options available, including premium vinyl upholstery at an upcharge.**
- **Standard 5-year warranty.**
- **250 lb. weight capacity.**

Sit Stand Key Features:


- **Comfortable and durable 13" soft polyurethane seat.**
- **Contoured, tilting seat.**
- **Stable, five-star base with heavy duty stationary glides.**
- **Two height options.**
- **Black Reinforced Plastic base or Polished Cast Aluminum base options.**



Product No.	Seat Height Range	Base Dia.	Base Type	Wt. (lbs.)	Price Ea.
SADDLE SEAT					
H135DSS*	22½ - 29½"	23"	Aluminum	28.5	\$688.00
H135DSS-L*	18½ - 23½"	23"	Aluminum	28	688.00
H135DSS-H*	24 - 33½"	23"	Aluminum	29	688.00
SIT STAND					
HPSIT-2	18½ - 26"	27"	Plastic	22	148.00
HPSITM-2	17 - 24½"	27"	Cast Alum.	24	190.67
HPSIT-3	21½ - 31½"	27"	Plastic	23	150.67
HPSITM-3	20 - 30"	27"	Cast Alum.	25	196.00

*Additional vinyl options available.

Cloth upholstery colors:



Vinyl upholstery colors:



Polyurethane colors:



Optional Poly colors available on Poly Round Stools only.

INDUSTRIAL CHAIRS

BenchPro™ ESD, Cleanroom & Industrial Chairs

- Triple Layer High Density Foam with Memory Foam.
- Built-in Lumbar Support for true ergonomic seating.
- 10-year unconditional warranty including foam and fabric.
- 450 lb. weight capacity.

BenchPro™ seating uses the highest grade fabric, (250,000 double rub wear resistant fabric). Cushions are ergonomically contoured for long term comfort and the seats have a waterfall front edge for increased blood flow. Built-in lower lumbar gives added back support. Extra wide, heavy duty base increases stability. Chairs with tilt: seat tilts 6° forward, 6° rearward, back tilts 15° backward and 11° forward. All products meet and exceed ANSI/BIFMA, CA117, GSA and DIN standards. No-tools assembly. See color chart for available colors – please specify when ordering. FOB Shipping Point.



Independent pneumatic height, seat tilt and back tilt adjustment.



HLNSF



HLNTUB



HLNTDF-3L



HLCTUA-3L


BENCHPRO™ ESD, CLASS 100 CLEANROOM & INDUSTRIAL CHAIRS

Product No.	Size W x D	Height Adjustment	Tilt Seat	FABRIC Tilt Back	Footrest	Base Type	Wt. (lbs.)	Price Ea.
HLNSF	19 x 17"	19 - 24"	Yes	Yes	-	Reinforced Nylon	23	\$183.00
HWNSF	21½ x 19"	19 - 24"	Yes	Yes	-	Reinforced Nylon	26	218.00
HLCTFA	19 x 17"	24 - 32"	Yes	Yes	Welded	16 Gauge Tubular Steel	28	248.00
HWCTFA	21½ x 19"	24 - 32"	Yes	Yes	Welded	16 Gauge Tubular Steel	31	282.00
HLNTFB	19 x 17"	25 - 35"	Yes	Yes	Adjustable	Reinforced Nylon	29	220.00
HWNTFB	21½ x 19"	25 - 35"	Yes	Yes	Adjustable	Reinforced Nylon	32	255.00
ESD CLEANROOM								
HLNSDCR	19 x 17"	19 - 24"	Yes	Yes	-	Reinforced Nylon	23	298.00
HWNSDCR	21½ x 19"	19 - 24"	Yes	Yes	-	Reinforced Nylon	26	357.00
HLCT-DCRA	19 x 17"	24 - 32"	Yes	Yes	Welded	16 Gauge Tubular Steel	28	370.00
HWCTDCRA	21½ x 19"	24 - 32"	Yes	Yes	Welded	16 Gauge Tubular Steel	31	423.00
HLNT-DCRB	19 x 17"	25 - 35"	Yes	Yes	Adjustable	Reinforced Nylon	29	342.00
HWNTDCRB	21½ x 19"	25 - 35"	Yes	Yes	Adjustable	Reinforced Nylon	32	396.00
ESD FABRIC								
HLNSDF	19 x 17"	19 - 24"	Yes	Yes	-	Reinforced Nylon	23	212.00
HWNSDF	21½ x 19"	19 - 24"	Yes	Yes	-	Reinforced Nylon	26	256.00
HLCTDFA	19 x 17"	24 - 32"	Yes	Yes	Welded	16 Gauge Tubular Steel	28	281.00
HWCTDFA	21½ x 19"	24 - 32"	Yes	Yes	Welded	16 Gauge Tubular Steel	31	322.00
HLNTDFB	19 x 17"	25 - 35"	Yes	Yes	Adjustable	Reinforced Nylon	29	254.00
HWNTDFB	21½ x 19"	25 - 35"	Yes	Yes	Adjustable	Reinforced Nylon	32	295.00
DELUXE POLYURETHANE								
HLNSU	12 x 16"	17 - 22"	-	-	-	Reinforced Nylon	23	106.00
HLNSU-3L	12 x 16"	17 - 22"	12°	26°	-	Reinforced Nylon	26	133.00
HLCTUA	12 x 16"	22 - 30"	-	-	Welded	16 Gauge Tubular Steel	28	166.00
HLCTUA-3L	12 x 16"	22 - 30"	12°	26°	Welded	16 Gauge Tubular Steel	31	193.00
HLNTUB	12 x 16"	21 - 31"	-	-	Adjustable	Reinforced Nylon	29	139.00
HLNTUB-3L	12 x 16"	21 - 31"	12°	26°	Adjustable	Reinforced Nylon	32	166.00

Option Hard Floor Urethane Casters...add \$15.00

Option Non-Adjustable Arm...add \$33.00

Option Multi-Adjustment Arm Support...add \$49.00



Heavy Duty Footring on all 21½ x 19" Seats

Fabric Colors			
Black	Gray	Dark Blue	Light Blue
ESD Cleanroom Colors			
Black	Blue		
ESD Fabric Colors			
Black	Gray	Burgundy	
Dark Blue	Light Blue		
Deluxe Polyurethane Colors			
Black			

Safco SitStar Stool

• Features a unique, tractor-seat like cushion which creates a secure, seated position on an adjustable height stool.

PVC-coated polyurethane provides soft, comfortable seating and a durable, washable surface. Stool unit is supported on 5 swivel casters for smooth, easy movement. Provides maximum versatility, economy and comfort for any shop or office environment. Seat and optional back available in Black or Blue - please specify. FOB Shipping Point.

H6660 – Item “A” has an elevated five-star 26” Chrome base with a raised adjustable footring with carpet casters.

H6661 – Item “B” is the optional back, measuring 16”W x 19”H for added support and comfort.

UNIQUE tractor-seat style cushion creates a secure seated position.



H6660 Shown in Black



H6660 Shown in Blue with H6661 Optional Back

Ltr. No.	Product No.	Description	Seat Ht. Adj.	Wt. (lbs.)	Price Ea.
A	H6660	SitStar Stool w/Chrome Base	27-34"	21	\$257.14
B	H6661	Optional Back	-	8	129.86

Vue™ Mesh Extended Height Chair

• Offers resilient, sleek mesh, breathable and beautiful.

Comfortable, ergonomic, height adjustable seat for all day comfort that prevents fatigue.

Chair provides swivel tilt mechanism, tilt tension knob and tilt lock, pneumatic seat height adjustment, 360 degree swivel, and adjustable foot ring.

Adjustable seat height 23 to 33".

Seat is 18"W. x 17"D. and the back is 17"W. x 15"H. Wide 25" Black steel base for strength and stability.

250 lbs. capacity. Optional loop arms.

Available in Black mesh on the back and Black fabric on the seat. Limited lifetime Warranty.

FOB Shipping Point.

H3395BL Wt. 30 (lbs) Price Ea. **\$244.93**

H3396BL Optional Arms, Wt. 6 (lbs) Price Ea. **\$50.14**



Vue™ Heavy Duty Stool

Vue™ life from a new perspective, one of comfort, performance and design. Vue™ chairs are the ultimate in extended-height seating. Rated for 24/7 use, the mesh back has ample support and ergonomic shaping to provide all day comfort and prevent fatigue. The breathability of the mesh keeps you cool and comfortable throughout every workday no matter how many hours you put in. 350 lb. capacity.

Overall height is 37-48½".

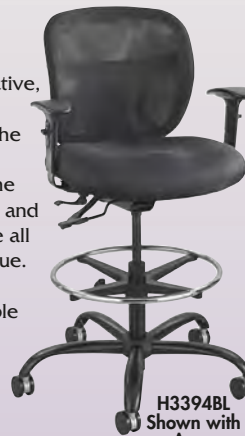
Seat height is 23-32½". Seat is 20½"W. x 20"D. and the back is 18¾"W. x 18"H.

Reinforced mechanism with back tilt. Also includes back height adjustment, height adjustable footring and optional T-pad height and width adjustable arms.

FOB Shipping Point.

H3394BL Wt. 53 (lbs) Price Ea. **\$385.07**

H3399BL Optional Arms, Wt. 8 (lbs) Price Ea. **\$59.14**



H3394BL Shown with Arms

Adjustable Footrest

Take a load off.

Adjustable footrest relieves pressure points in workers who stand most of the day.

Textured, anti-slip platform mounts at an 8° angle. Heavy gauge Black tubular steel construction. Locks together easily with button tabs. Adjustable footrest height range 5½" to 15" with 9 positions at 1¼" intervals. Overall size 20" x 12" x 5½" to 15".

FOB Shipping Point.

H5124 Wt. 14 (lbs) Price Ea. **\$126.64**



Pneumatic Lift Stool on Casters

Ideal for low counter, table and desk applications. Height range is adjustable with a pneumatic lift. Large 13½" round molded polyurethane seat won't crack or peel. Welded steel 5-star base with 2" dual wheel casters. Black finish. Some assembly required. FOB Shipping Point.

H5100 Wt. 15 (lbs) Price Ea. **\$183.21**



Economy Lab Stool

• Full 360° swivel

Durable and comfortable, this long-wearing vinyl upholstered stool is antimicrobial and easy to clean. It's ideal for any environment, especially medical, laboratory, and educational settings. Stool features a 5" pneumatic lift to handle a variety of tasks at different work surface heights. Adjustable seat height 16 to 21". 18" diameter 5-star base with 2" swivel casters. Some assembly required. FOB Shipping Point.

H3434BL Wt. 10 (lbs) Price Ea. **\$104.14**



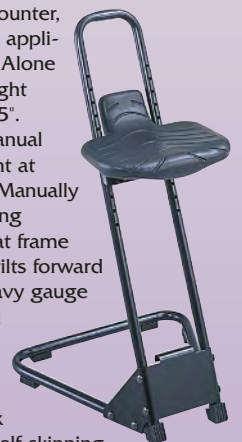
Task Master® Stand Alone

Ideal for low counter, table and desk applications. Stand Alone Stool-Seat height range 21" to 35".

10 position manual seat adjustment at 1¼" intervals. Manually adjustable spring suspension seat frame automatically tilts forward up to 15°. Heavy gauge triangular steel tubular base and frame.

Rubber anti-skid feet. Black Microcellular self-skinning polyurethane foam seat. Some assembly required. FOB Shipping Point.

H5126 Wt. 25 (lbs) Price Ea. **\$305.36**



CHAIRS FOR INDUSTRY



Soft-Tough® Series

A) Economy Polyurethane Gas Lift Stool

- Made of self-skinned, solid molded, high-density polyurethane.

Extremely durable and easy to clean. Seat height, seat back and foot-ring are adjustable. Stool comes standard with pods. Seats measure 18"W. x 16.5"D. Backrest measures 12"H. x 17"W. Hard floor casters are optional. FOB Shipping Point.

B) Deluxe Polyurethane Multi-Function Stool

- Steel base is covered in a durable black poly.

Seat and back adjust and lock in position. 18" seat width and 16.5" depth. Backrest measures 12"H. x 17"W. Seat height and footring are adjustable. Stool comes standard with pods. Hard floor casters are optional. FOB Shipping Point.



A) H6900 Desk Height



B) H6912 Multi-Function Stool



H6950BL

SOFT-TOUGH® SERIES					
Ltr. No.	Product No.	Description	Seat Height Adjustment	Wt. (lbs.)	Price Ea.
A	H6900	Desk height w/glides	17-22"	23	\$252.00
B	H6912	Deluxe Polyurethane multi-function stool	22-32"	36	354.86
	H6680	Economy Workbench Height Chair	22-32"	30	279.00

H5132 Optional Hard Floor Caster for Ltr's A & B. Wt. 1 (lb.) Price Ea. \$45.64
H6683 Optional Adjustable T-Pad Arm Rests. Wt. 7 (lbs.) Price Ea. \$90.00

WorkFit™ Economy Industrial Chair

- Comfortable seating with pneumatic height control.

Industrial height stool features a solid molded polyurethane seat and back. Comes with a welded steel elevated, five-spoke tubular base with attached 18" fixed foot ring. High-lift pneumatic seat height adjustment is standard. Simple mechanism manual back height and depth adjustment. Comes with 2-1/2" glides. Black seat and back with chrome base. Assembly required. FOB Shipping Point

WORKFIT™ ECONOMY INDUSTRIAL CHAIR						
Product No.	Description	Seat Height Adjustment	Seat Size W x D	Back Size W x H	Wt. (lbs.)	Price Ea.
H6950BL	Economy	22-30"	18 x 16 1/2"	17 x 12"	31	\$307.93

H5131 Optional 2" Carpet Casters/Set. Wt. 1 (lb.) Price Ea. \$34.07

H5132 Optional 2" Casters/Set. Wt. 1 (lb.) Price Ea. \$45.64

H6683 Optional Adjustable T-Pad Arm Rests. Wt. 7 (lbs.) Price Ea. \$90.00

Task Master® Industrial Seating

- Seats and back are contoured to promote good posture.
- Covered with black microcellular self-skinning polyurethane foam for comfort.

This professional heavy-duty chair features a thickly padded seat and superior back for "all-day" support. With an overall height of 17" to 35", provided by an 8" pneumatic lift and an additional 10" of the Wave Tube Extension. This patented design enables workers to adjust the height of the chair to fit the task in minutes -- without tools. Sturdy, ergonomically correct, polypropylene footrests mount securely to base. Features 360° swivel. Meets or exceeds ANSI/BIFA standards. Patent #5,836,555 and Des. 381,823. Assembly required. FOB Shipping Point.

Deluxe Chairs

Paddle lever controls 10° seat tilt and 22° backrest tilt. Ergo knob controls 5" backrest height adjustment. Ergonomically correct oversized seat and back are contoured to promote good posture. Includes high, mid and low rung footrests. 2 1/2" seat cushion depth.

Economy Chairs

Ergo knob controls for 3" backrest depth and 3" backrest height adjustment. Includes 1 low rung footrest. 2" seat cushion depth..



A Deluxe H5120



B Economy H5117



TASK MASTER® INDUSTRIAL SEATING					
Ltr. No.	Product No.	Description	Seat. Hgt. Adj.	Wt. (lbs.)	Price Ea.
A	H5120	Deluxe Industrial Chair	17-35"	42	\$540.00
B	H5117	Economy Industrial Chair	17-35"	34	369.00
	H5143	Optional Loop Armrest	—	6	122.14
	H5132	Optional Hard Floor Casters*	—	1	45.64

*Caution -- installing casters on the Industrial Series Tubular Base is not recommended if chair or stool is to be used at height of more than 27".

All Task Master® seating is backed by the best warranty in the industry. The warranty guarantees against mechanical or structural failure due to defective material or workmanship for up to 15 years. This warranty will not be devalued if chairs are used more than 8 hours per day.

STOOLS FOR INDUSTRY



Drafting Stools & Chairs

A) Adjustable Foot Ring Stool

• **Professional drafting chair with lever activated pneumatic lift.**

Thickly padded back and 4" deep seat for "all-day" support. Backrest height and depth adjustments. Seat adjusts from 23 to 33". Adjustable foot ring. Black poly covered five-star steel base. Black telescope cover over the gas lift. Base dia. is 25". Seat measures 17 3/4" W. x 16" D. Backrest measures 16 1/4" W. x 14" H. Fabric available in Dark Gray or Black - please specify. Stool comes standard with casters. Meets ANSI/BIFMA Standards. Greenguard certified. FOB Shipping Point.

B) Economy Extended Height Chair

• **Comfort and value combined.**


Features a 2 1/4" deep seat for comfort and support. One-touch, pneumatic seat height adjusts from 23 to 33". Manual height and depth adjustments. Base dia. is 25". Seat measures 18 3/4" W. x 16 1/2" D. Backrest measures 16" W. x 9 1/2" D. Five-star nylon-reinforced base adds strength and durability. Also features a chrome-plated adjustable foot ring. Fabric available in Black. Stool features dual-hooded casters. Meets ANSI/BIFMA Standards. Greenguard certified. FOB Shipping Point.




Ltr. No.	Product No.	Description	Seat Ht. Adj.	Wt. (lbs.)	Price Ea.
A	H3401	Fabric -Adj. Foot ring	23-33"	29	\$238.50
A	H3406BL	Vinyl -Adj. Foot ring	23-33"	29	238.50
B	H3390	Extended height	23-33"	23	154.93



H3442BL
with Optional
H3495 Arm Set



Black (BL)



Gray (GR)

Metro Extended Height Chair

• **Contoured back and thickly cushioned seat for superb comfort.**

Spring tilt mechanism with tilt tension knob, pneumatic seat height control, and chrome-plated adjustable foot ring. 26" aluminum 5-star base with chrome finish and two-tone dual wheel carpet casters. Seat height ranges from 23" - 33". Seat measures 18.25"W. x 17"D. Backrest measures 17.5"W x 16"D. Fabric colors available in Black (BL) or Gray (GR) - Please specify. Greenguard certified. FOB Shipping Point.

Optional Adjustable Arm Set offers 3" height adjustment range, black with chrome accents (sold separately). FOB Shipping Point.

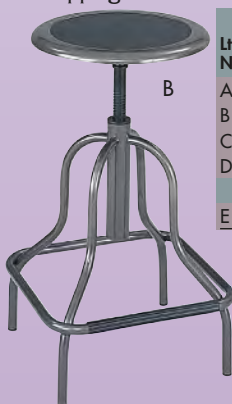
Product No.	Description	Seat Ht. Adj.	Wt. (lbs.)	Price Ea.
H3442	Contoured Back	23-33"	30	\$251.36
H3495	Optional Arm Set (3" Height adjustment range)	-	7	59.79

Diesel Stools

• **Ideally suited for industrial, institutional markets and educational applications.**

• **Standard with a manually adjustable seat height.**

The Diesel with set screw lift is available in 2 base models – an open 4 leg low base unit or a bell-shaped 4 leg (with fixed foot rest) high base unit. Both models are offered with or without vinyl upholstered back. The H6666 Diesel Stool has a manual height adjustment using set screws in the chair legs, so it's height is fixed while in use. Constructed of 13 and 15 ga. steel for enduring life. Clear coat Pewter colored finish. Adjustable height stools are Greenguard certified. FOB Shipping Point.



ADJUSTABLE HEIGHT STOOLS WITH SCREW LIFT					
Ltr. No.	Product No.	Seat Description	Seat Ht. Adj.	Wt. (lbs.)	Price Ea.
A	H6664	High Base w/back	22-27"	22	\$168.43
B	H6665	High Base	22-27"	15	115.71
C	H6668	Low Base w/back	16-22"	18	156.86
D	H6669	Low Base	16-22"	14	102.21
MANUAL LEG HEIGHT ADJUSTMENT STOOLS					
E	H6666	Fixed Height	23 1/2-29"	13	\$71.36



CHAIRS FOR INDUSTRY



Lab Stools

- Comfortable, generously cushioned seat and a full 360° swivel.
- Choose between manual or pneumatic height adjustment, with or without back.

Meets or exceeds ANSI/BIFMA standards. Pneumatic Lift Stools feature a 5" pneumatic seat height adjustment, back adjusts manually with height and depth control knob. 5-star 23" diameter polished aluminum base and 2" swivel casters. Screw Lift Stools have an 8" height adjustment, 4-leg Chrome base, foot ring and 2" swivel casters. All stools feature black vinyl upholstery. FOB Shipping Point.



Ltr. No.	Product No.	Description	Seat Ht. Adj.	Wt. (lbs.)	Price Ea.
A	H3430BL	Vinyl Lab Stool with Back	17-22"	24	\$282.86
B	H3431BL	Vinyl Lab Stool	17-22"	15	210.21
C	H3432BL	Fabric & Vinyl Lab Stool Low Base	17-25"	18	210.21
D	H3433BL	Fabric & Vinyl Lab Stool High Base	25-33"	20	210.21

Zippi™ Extended-Height Chair

- Add a little zip to every workday!
- Time sure flies when comfort and working needs can be met! The Zippi Plastic Extended-Height Chair perfectly exceeds the demands of any extended-height job that needs to be done. The Black plastic seat and back are accented with a Black powder coat frame. Zippi features an adjustable chrome footring and swivel tilt mechanism with tilt tension and tilt lock. FOB Shipping Point.



ZIPPI™ EXTENDED-HEIGHT CHAIR			
Product No.	Size W x D x H	Wt. (lbs.)	Price Ea.
H3386BL	25 x 25 x 41½ - 52½"	29	\$237.86

Contour Stack Chairs

- Ideal for use in meeting rooms, break rooms, cafeterias, offices or anywhere extra seating is required.
- Stacks up to 15 high for efficient storage.

Contoured design features a generous seat and back for extra comfort. High impact polypropylene seat and back. Extra strong tubular steel frame with a black finish and plastic glides. Chairs measure 30½"H. x 21¼"W. x 17¾"D. Sold 4 per case. FOB Shipping Point.

Lightweight... only 11 lbs. for easy handling.

Finish...available in Black, Blue, Burgundy or Charcoal – please specify.

Chair Cart...measures 4½"H. x 23¾"W. x 23"D. and supports up to 15 chairs.



Chair Cart



Blue Charcoal Burgundy Black

CONTOUR STACK CHAIRS				
Product No.	Description	Size W x D x H	Wt. (lbs.)	Price Ea.
H4185	Contour stack chair	21¼ x 17¾ x 30½"	58 Ctn. of 4	\$271.93 Ctn of 4
H4188	Stacking chair cart	23¾ x 23¾ x 4½"	25	85.50

Pivot Seat

- Pivoting seat leg.
- A healthy alternative to sitting at work.

The Pivot Seat works with any standing desk/table and is rated up to 300 lbs. The weighted base leverages your center of gravity to support various degrees of use. Rubber Octogrip Overmold grips on bottom of base and enables you to enjoy a full range of motion while maintaining control. Pivoting seat leg empowers you to move 360 degrees. Seat pan is positioned forward which helps promote the optimal open hip angle to potentially engage the core muscles and enable posture perfection. Easy-adjust piston-release handles raise and lower the seat, encouraging a range of postures from active sitting to leaning. Tri-Flex Seat Cushion has built-in sitz bone contours for plush support and a waterfall edge that may help reduce pressure on the upper legs and potentially promote better circulation. Accommodates user heights between 4' 11" and 6' 8". Call for other available colors. FOB Shipping Point.



HFWR-1000 Footrest

Product No.	Description	Size D x W x H	Wt. (lbs.)	Price Ea.
HFWS-1000-BK	Pivot Seat	16 x 13½ x 26-35½"	25	\$256.50
HFWR-1000	Footrest	26 x 14 x 3½"	5	54.00

ERGONOMIC SEATING

Ergonomic Standard Series Chairs

- The most ergonomically designed seating in the industry.
- These advanced designed ergonomic chairs properly support balanced work postures that reduce fatigue.

Torso and hip are supported so minimal force is exerted to hold the torso stable -- serves as a firm anchor providing the potential for reducing fatigue and cumulative trauma disorders. Constructed for rugged use with sturdy, 5-legged bases and contoured backrests and seats. Highly functional chairs offer Soft Touch pneumatic mechanism for quick and easy seat height adjustment. Chairs also swivel to permit easy side-to-side movement. Standard frame in Black finish. Upholstery and other options available. FOB Delivered.

Ergonomic Standard Series

BTS Series...painted metal parts.

Upholstered seat. Backrest with lumbar support. Tubular base with attached footring.

ETS Series...painted metal parts.

Upholstered ergonomic seat. Backrest with lumbar support. Tubular base with attached footring.

EES Series...painted metal parts.

Upholstered ergonomic seat/backrest.

Tubular base with attached footring.

BTA Series...painted metal parts.

Upholstered seat. Backrest with lumbar support. Cast aluminum base.

ETA Series...painted metal parts.

Upholstered ergonomic seat.

Backrest with lumbar support.

Cast aluminum base.

EEA Series...painted metal parts.

Upholstered ergonomic seat/backrest. Cast aluminum base.

ETA-FFAC Series...painted metal parts.

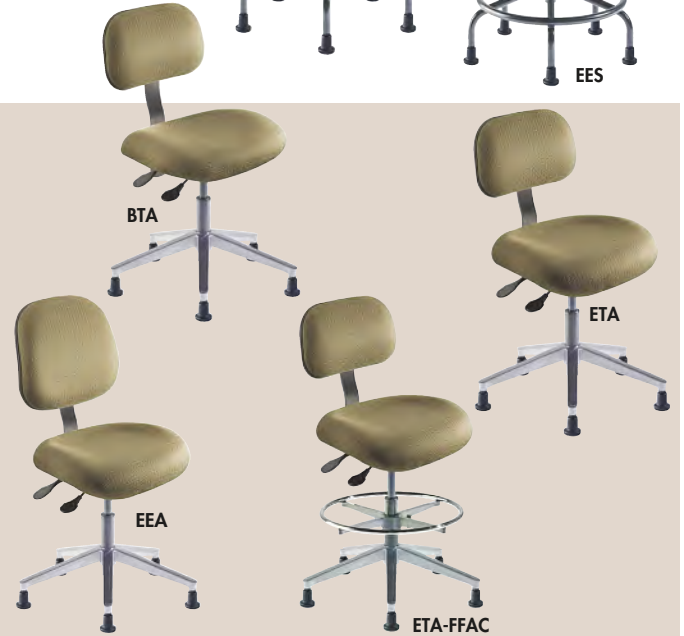
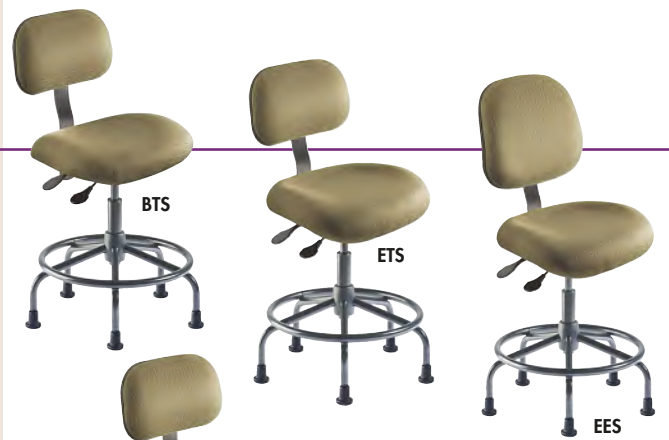
Upholstered ergonomic seat. Backrest with lumbar support.

Adjustable footring on medium and high height models.

Free float articulating seat control.

Product No.	BTS SERIES		Price Ea.
	Seat Hgt. Adj.	Wt. (lbs.)	
HBTS-L-HG	18-22"	36	\$304.63
HBTS-L-RC*	18-22"	39	304.63
HBTS-M-HG	21-28"	36	315.40
HBTS-H-HG	25-32"	37 (70 UPS Wt.)	321.73
ETS SERIES			
HETS-L-HG	18-22"	37	340.73
HETS-L-RC*	18-22"	40	340.73
HETS-M-HG	21-28"	37	351.50
HETS-H-HG	25-32"	38 (70 UPS Wt.)	357.83
EES SERIES			
HEES-L-HG	18-22"	37	360.37
HEES-L-RC*	18-22"	40	360.37
HEES-M-HG	21-28"	37	371.13
HEES-H-HG	25-32"	38 (70 UPS Wt.)	377.47
BTA SERIES			
HBTA-L-RC*	17-22"	35	309.70
HBTA-L-HG	17-22"	33	309.70
HBTA-M-HG	19-26"	33	330.60
HBTA-H-HG	22-32"	34	341.37
ETA SERIES			
HETA-L-RC*	17-22"	35	345.80
HETA-L-HG	17-22"	33	345.80
HETA-M-HG	19-26"	33	366.70
HETA-H-HG	22-32"	34	377.47
EEA SERIES			
HEEA-L-RC*	17-22"	36	365.43
HEEA-L-HG	17-22"	34	365.43
HEEA-M-HG	19-26"	34	386.33
HEEA-H-HG	22-32"	36	397.10
ETA-FFAC SERIES			
HETA-L-RC-FFAC*	17-22"	38	406.60
HETA-L-HG-FFAC	17-22"	36	406.60
HETA-M-HG-ATF-FFAC	19-26"	36	483.23
HETA-H-HG-ATF-FFAC	22-32"	37	494.00

*Supplied with casters as standard.



Upholstery Options

NH509 Galaxy Cloth, NH420 Jodhpurs Cloth, NH333 Black Cloth, NH369 Navy Cloth, AV126 Black Vinyl



Now FOB Delivered!

Delivered price includes surface transportation to the lower 48 states. Contact dealer for shipments to Alaska, Hawaii or Puerto Rico. Please note, there will be a \$10.00 per carton handling fee implemented for each unit.

Warranty

BioFit seating products are warranted against mechanical or structural failure due to defective material, workmanship or abnormal wear for 13 years of normal use.

Pneumatic cylinders are covered for the functional lifetime of the chair or stool.

Ergonomic Footrest

- Painted metal parts. 10° slope. 3"-11" height range. Black finish. 20"W. x 11"D. HFS-1 Wt. 18 (lbs.) Price Ea. \$113.37



BTR SERIES

- Features "Soft Touch" pneumatic mechanism.
- 5 legged, 25.6" dia. high-profile reinforced composite base.

Seat measures 18½"W. x 16½"D. x 3" thick contoured. Backrest measures 14½"W. x 9½"H. with lumbar support and protective rear panel. Black frame finish. FOB Delivered.



Product No.	Seat Height Adjustment	BTR SERIES	
		Wt. (lbs.)	Price Ea.
HBTR-L-RC*	17-22"	31 (70 UPS Wt.)	\$297.67
HBTR-L-HG	17-22"	29 (70 UPS Wt.)	297.67
HBTR-M-HG	19-26"	29 (70 UPS Wt.)	318.57
HBTR-H-HG	22-32"	30 (70 UPS Wt.)	329.33


*Supplied with casters as standard.



HPSAS



HFFAC



HATF

Options

Armrests...compact, height adjustable, self-skinned urethane armrest.

HPSAS Price Ea. \$66.50

Seat Controls...6-way articulating seat control. HFFAC Price Ea. \$60.80

Footring...adjustable 20" dia. tubular. HATF Price Ea. \$55.73

The ATF adjustable height footring is recommended for use on the chairs with aluminum (A) or reinforced composite (R) bases and seat heights greater than 22".

ERGONOMIC SEATING

ToughTech™ Series

- Durable urethane seats and backs that stand up to the rigors of industrial use.

Self-skinned urethane seats and backrests are padded and feature ventilation ribs. "Soft Touch" pneumatic mechanism allows easy adjustment of the seat height. UUS series is constructed with a tubular base with footring -- UUA series with a cast aluminum base. Frame available in Black. FOB Delivered.

UUS SERIES				
Product No.	Seat Ht. Adj.	Wt. (lbs.)	Price Ea.	
HUUS-L-HG	17-21"	35	\$327.43	
HUUS-L-RC*	17-21"	37	327.43	
HUUS-M-HG	20-27"	36	338.20	
HUUS-H-HG	24-31"	37 (70 UPS wt.)	344.53	
UUA SERIES				
HUUA-L-RC*	16-21"	36	332.50	
HUUA-L-HG	16-21"	34	332.50	
HUUA-M-HG	18-25"	35	353.40	
HUUA-H-HG	21-31"	34	364.17	

*Supplied with casters.

Ergonomic High-Tech Series

- Deluxe comfort combines with extra-quality construction features.

These High-Tech series include high performance use and day-long seating comfort. All chairs have chrome-plated metal parts. Static control vinyl upholstered ergonomic seat. Backrest has lumbar support. Conductive glides/casters. Drag wire standard with the "Soft Touch" pneumatic mechanism. Base is 5-leg cast aluminum with 25.6" leg spread. Tubular steel base has 23" leg spread with 21" dia. affixed footring. Class 100/Static Control upholstery available in Microcon Blue Vinyl. Static Control upholstery available in Microcon Blue Vinyl or Navy Cloth -- please specify. FOB Delivered.

CLASS 100/STATIC CONTROL				
ETS-VUV-K SERIES				
Product No.	Footring	Seat Ht. Adj.	Wt. (lbs.)	Price Ea.
HETS-L-HG-VUV-K	Yes	18-22"	37	\$543.40
HETS-L-RK-VUV-K*	Yes	18-22"	40	543.40
HETS-M-HG-VUV-K	Yes	21-28"	37	554.17
HETS-H-HG-VUV-K	Yes	25-32"	38 (70 UPS wt.)	560.50
ETA-VUV-K SERIES				
HETA-L-RK-VUV-K*	No	17-22"	35	548.47
HETA-L-HG-VUV-K	No	17-22"	33	548.47
HETA-M-HG-VUV-K	No	19-26"	33	569.37
HETA-H-HG-VUV-K	No	22-32"	34	580.13
BTS-VUV-K SERIES				
HBTS-L-HG-VUV-K	Yes	18-22"	36	507.30
HBTS-L-RK-VUV-K*	Yes	18-22"	39	507.30
HBTS-M-HG-VUV-K	Yes	21-28"	36	518.07
HBTS-H-HG-VUV-K	Yes	25-32"	37 (70 UPS wt.)	524.40
BTA-VUV-K SERIES				
HBTA-L-RK-VUV-K*	No	17-22"	35	512.37
HBTA-L-HG-VUV-K	No	17-22"	33	512.37
HBTA-M-HG-VUV-K	No	19-26"	33	533.27
HBTA-H-HG-VUV-K	No	22-32"	34	544.03
STATIC CONTROL SERIES				
ETS-K SERIES				
Product No.	Footring	Seat Ht. Adj.	Wt. (lbs.)	Price Ea.
HETS-L-HG-K	Yes	18-22"	37	\$489.57
HETS-L-RK-K*	Yes	18-22"	40	489.57
HETS-M-HG-K	Yes	21-28"	37	500.33
HETS-H-HG-K	Yes	25-32"	38 (70 UPS wt.)	506.67
ETA-K SERIES				
HETA-L-RK-K*	No	17-22"	35	494.63
HETA-L-HG-K	No	17-22"	33	494.63
HETA-M-HG-K	No	19-26"	33	515.53
HETA-H-HG-K	No	22-32"	34	526.30
BTS-K SERIES				
HBTS-L-HG-K	Yes	18-22"	36	453.47
HBTS-L-RK-K*	Yes	18-22"	39	453.47
HBTS-M-HG-K	Yes	21-28"	36	464.23
HBTS-H-HG-K	Yes	25-32"	37 (70 UPS wt.)	470.57
BTA-K SERIES				
HBTA-L-RK-K*	No	17-22"	35	458.53
HBTA-L-HG-K	No	17-22"	33	458.53
HBTA-M-HG-K	No	19-26"	33	479.43
HBTA-H-HG-K	No	22-32"	34	490.20

*Supplied with casters.

Ships in 48 hours after receipt of order.



HUUA



HUUS



HETA-L-HG-VUV-K



HBTA-L-HG-VUV-K



HETS-L-HG-K



HETA-L-HG-K



HBTS-L-HG-K



HBTA-L-HG-K

Now FOB Delivered!

Delivered price includes surface transportation to the lower 48 states. Contact dealer for shipments to Alaska, Hawaii or Puerto Rico. Please note, there will be a \$10.00 per carton handling fee implemented for each order.

BioFit's 13 Year Warranty!

BioFit seating products are warranted against mechanical or structural failure due to defective material, workmanship or abnormal wear for 13 years of normal use. Pneumatic cylinders are covered for the functional lifetime of the chair or stool.

STACK & HANG BINS



QUANTUM® STORAGE SYSTEMS

Ultra Stacking & Hang Bins

- Strong, versatile competitively priced containers are made from heavy duty polypropylene.
- Efficiently store and organize small parts and supplies in these rugged, reinforced containers.

Won't rust or corrode and are unaffected by weak acids and alkalis. Bins stack or hang on straight edge rails or louvered panels. Insertion of unique clear, see-through windows double storage capacity and converts bin into a true carrying tote. Available in Black, Yellow, Blue, Red, Ivory or Green -- please specify. FOB Shipping Point.

Conductive Stack & Hang Bins are engineered for electronic components, assemblies, and loaded circuit boards. Bins are molded with a carbon filled copolymer polypropylene material which protects sensitive electronic components from typical electro magnetic interference (EMI). Bins remain permanently conductive and are unaffected by normal cleansers. Surface Resistivity is less than 10³ Ohms-per square when tested per ASTM-D257. Electrostatic Decay Rate is tested to meet Mil Spec Mil-B-81075B at less than 0.1 seconds. Available in Black. FOB Shipping Point.



STACK & HANG BINS					WINDOW			DIVIDER			CONDUCTIVE BINS			DIVIDER		
Product No.	Outside Dimensions L x W x H	Ctn. Qty.	Wt. (lbs.) Ctn.	Price Ea.	Product No.	Ctn. Qty.	Price Per Pkg.	Product No.	Ctn. Qty.	Price Per Pkg.	Product No.	Ctn. Qty.	Price Ea.	Product No.	Ctn. Qty.	Price Per Pkg.
HQUS200	5 x 4 1/2 x 3"	24	5	\$1.01	-	-	-	HDUS200	6	\$5.97	HQUS200CO	24	\$4.73	HDUS200CO	6	\$14.91
HQUS210	5 1/2 x 4 1/2 x 3"	24	6	1.02	-	-	-	HDUS210	6	6.28	HQUS210CO	24	4.77	HDUS210CO	6	16.45
HQUS220	7 1/2 x 4 1/2 x 3"	24	8	1.71	-	-	-	HDUS220	6	6.77	HQUS220CO	24	6.40	HDUS220CO	6	17.90
HQUS221	9 1/4 x 6 x 5"	12	6	3.05	HWUS221	12	\$16.45	HDUS221	6	10.24	-	-	-	-	-	-
HQUS224	10 1/2 x 4 1/2 x 4"	12	8	3.10	HWUS224	12	16.77	HDUS224	6	11.05	-	-	-	-	-	-
HQUS230	10 1/2 x 5 1/2 x 5"	12	10	4.34	HWUS230	12	17.11	HDUS230	6	10.89	HQUS230CO	12	14.91	HDUS230CO	6	28.97
HQUS232	5 1/2 x 11 x 3"	8	5	3.33	-	-	-	HDUS210	6	6.28	-	-	-	-	-	-
HQUS234	14 1/4 x 5 1/2 x 5"	12	14	5.92	HWUS234	12	17.11	HDUS234	6	13.79	-	-	-	-	-	-
HQUS235	10 1/2 x 11 x 5"	6	10	6.95	HWUS235	6	12.27	HDUS235	6	10.89	HQUS235CO	6	23.19	HDUS235CO	6	28.97
HQUS236	7 1/2 x 11 x 3"	8	9	5.40	-	-	-	HDUS220	6	6.77	-	-	-	-	-	-
HQUS238	18 x 5 1/2 x 5"	12	16	7.76	HWUS230	12	17.11	HDUS238	6	15.84	-	-	-	-	-	-
HQUS239	10 1/2 x 8 1/2 x 7"	6	10	7.50	HWUS239	6	11.21	HDUS239	6	16.05	HQUS239CO	6	38.13	HDUS239CO	6	52.59
HQUS240	14 1/4 x 8 1/2 x 7"	12	24	9.06	HWUS240	6	11.21	HDUS240	6	15.90	HQUS240CO	12	38.32	HDUS240CO	6	61.30
HQUS241	13 3/8 x 8 1/2 x 6"	12	22	11.17	HWUS241	12	22.10	HDUS241	6	15.97	-	-	-	-	-	-
HQUS242	13 3/8 x 8 1/2 x 8"	12	25	12.15	HWUS242	12	25.82	HDUS242	6	18.55	-	-	-	-	-	-
HQUS245	10 1/2 x 16 1/2 x 5"	6	13	13.20	HWUS245	6	24.35	HDUS245	6	11.45	-	-	-	-	-	-
HQUS248	18 x 8 1/2 x 7"	6	19	12.57	HWUS240	6	11.21	HDUS248	6	26.12	-	-	-	-	-	-
HQUS250	14 1/4 x 16 1/2 x 7"	6	21	12.80	HWUS250	6	24.76	HDUS250	6	15.90	HQUS250CO	6	64.63	HDUS250CO	6	61.30
HQUS255	16 x 11 x 8"	4	14	17.15	HWUS255	4	13.71	HDUS255	6	32.11	HQUS255CO	4	82.47	HDUS255CO	6	76.87
HQUS260	18 x 11 x 10"	4	17	20.10	HWUS260	4	13.98	HDUS260	6	16.45	HQUS260CO	4	92.04	HDUS260CO	6	92.83
HQUS265	18 x 8 1/2 x 9"	6	17	15.55	HWUS265	6	19.52	HDUS265	6	28.29	-	-	-	-	-	-
HQUS270	18 x 16 1/2 x 11"	3	16	24.23	HWUS270	3	14.76	HDUS270	6	31.28	HQUS270CO	3	134.26	HDUS270CO	6	95.65

24", 30" & 36" Hulk Containers

- Spacious bins for storage of large supplies, parts or tools.

Minimize parts handling time. Molded high-density polypropylene. Waterproof and resists rust and corrosion. Autoclavable up to 250° F. Hulk Containers available in Yellow, Blue, and Red -- please specify. FOB Shipping Point.



Product No.	Outside Dimensions L x W x H	Ctn. Qty.	Wt. (lbs.) Ctn.	Price Ea.	Product No.	Pkg. Qty.	Price Per Pkg.	Product No.	Pkg. Qty.	Price Per Pkg.
24" CONTAINERS										
HQUS950	23 3/8 x 8 1/2 x 7"	6	17	\$22.90	HWUS950/970	6	\$13.14	HDUS950	6	\$26.89
HQUS951	23 3/8 x 8 1/2 x 9"	6	20	24.87	HWUS951	6	16.46	HDUS951	6	29.87
HQUS952	23 3/8 x 11 x 7"	4	14	26.84	HWUS952	4	12.09	HDUS952	6	26.89
HQUS953	23 3/8 x 11 x 10"	4	17	28.01	HWUS953/973	4	24.34	HDUS953	6	43.95
HQUS954	23 3/8 x 16 1/2 x 11"	1	6	30.45	HWUS954/974	1	6.30	HDUS954	6	43.95
HQUS964MOB*	23 3/8 x 16 1/2 x 11"	1	8	60.87	HWUS954/974	1	6.30	HDUS954	6	43.95
HQUS955	23 3/8 x 18 1/2 x 12"	1	6	30.94	HWUS955/975	1	9.29	HDUS955	6	62.50
HQUS965MOB*	23 3/8 x 18 1/2 x 12"	1	9	61.87	HWUS955/975	1	9.29	HDUS955	6	62.50
30" CONTAINERS										
HQUS970	29 1/2 x 8 1/2 x 7"	6	21	31.83	HWUS950/970	6	13.14	HDUS970	6	51.21
HQUS973	29 1/2 x 11 x 10"	4	20	33.63	HWUS953/973	4	24.34	HDUS973	4	53.34
HQUS974	29 1/2 x 16 1/2 x 11"	1	7	35.38	HWUS954/974	1	6.30	HDUS974	1	13.33
HQUS984MOB*	29 1/2 x 16 1/2 x 11"	1	9	61.98	HWUS954/974	1	6.30	HDUS974	1	13.33
HQUS975	29 1/2 x 18 1/2 x 12"	1	8	35.54	HWUS955/975	1	9.29	HDUS975	1	12.35
HQUS985MOB*	29 1/2 x 18 1/2 x 12"	1	10	71.09	HWUS955/975	1	9.29	HDUS975	1	12.35
HQUS976	29 1/2 x 16 1/2 x 15"	1	9	42.54	HWUS976	1	9.52	HDUS976	1	17.94
HQUS986MOB*	29 1/2 x 16 1/2 x 15"	1	11	69.14	HWUS976	1	9.52	HDUS976	1	17.94
36" CONTAINERS										
HQUS993	35 1/2 x 16 1/2 x 17 1/2"	1	13	70.46	-	-	-	HDUS993	1	22.54
HQUS994MOB*	35 1/2 x 16 1/2 x 17 1/2"	1	16	102.37	-	-	-	HDUS993	1	22.54
HQUS995	35 1/2 x 19 1/2 x 17 1/2"	1	14	77.22	-	-	-	HDUS995	1	22.54
HQUS996MOB*	35 1/2 x 19 1/2 x 17 1/2"	1	17	109.14	-	-	-	HDUS995	1	22.54
HQUS997	35 1/2 x 23 1/2 x 17 1/2"	1	17	84.05	-	-	-	HDUS997	1	22.54
HQUS998MOB*	35 1/2 x 23 1/2 x 17 1/2"	1	19	115.97	-	-	-	HDUS997	1	22.54

*Mobile Containers - Addition of casters will increase overall bin height by approximately 3 1/4".

42" Rackbin Containers

- These extra large bins offer a generous 42" length to store your larger items.

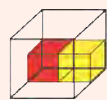
42" length ensures no wasted space on 42" deep rack. Rackbin 42" Containers available in Blue and Gray -- please specify. FOB Shipping Point.

Product No.	Outside Dimensions L x W x H	Ctn. Qty.	Wt. (lbs.) Ctn.	Price Ea.
HQRB166	41 7/8 x 16 1/2 x 17 1/2"	1	16	\$77.95
HQRB176MOB*	41 7/8 x 16 1/2 x 17 1/2"	1	20	109.86
HQRB206	41 7/8 x 19 1/2 x 17 1/2"	1	17	85.74
HQRB216MOB*	41 7/8 x 19 1/2 x 17 1/2"	1	22	117.66
HQRB246	41 7/8 x 23 1/2 x 17 1/2"	1	19	94.31
HQRB256MOB*	41 7/8 x 23 1/2 x 17 1/2"	1	25	126.22

*Mobile Containers - Addition of casters will increase overall bin height by approximately 3 1/4".



STACKABLE SHELF BINS & EURO DRAWERS



QUANTUM® STORAGE SYSTEMS



Stackable Shelf Bins

• Waterproof bins resist rust and corrosion.

Quantum's exclusive Stackable Shelf Bins are an industry first and are ideal for medium size and large or heavy item storage. These strong, durable polypropylene bins are available in 4 lengths and 3 widths. 12", 14" and 18" deep bins have a built in rear hanger which allows bin to hang from louvered panels and rails. Bins have a raised front opening when compared to any like product allowing you to truly maximize the complete bin's storage capacity. Optional cross dividers allow flexibility and keep parts organized. Large molded in front label slots for ID labels. Autoclavable up to 250°F and resistant to extreme cold. Available in Black, Blue, Gray, Ivory and Orange -- please specify. FOB Shipping Point.


STACKABLE SHELF BINS						DIVIDERS		WIRE SHELVING SYSTEMS					
Product No.	Outside Dims. L x W x H	Inside Dims. L x W x H	Ctn. Qty.	Ctn. Wt. (lbs.)	Price Ea.	Product No.	Price 6/Ctn.	Product No.	Size W x D x H	No. Shelves	No. Bins	Wt. (lbs.)	Price Ea.
HSSB423	12 x 8 1/4 x 7"	11 1/2 x 7 3/4 x 6 1/2"	6	9	\$9.03	HDSS403	\$13.03	HWR8-423	12 x 36 x 74"	8	28	114	\$518.06
HSSB425	12 x 11 x 7"	11 1/2 x 10 1/4 x 6 1/2"	6	10	9.73	HDSS405	14.66	HWR8-425	12 x 36 x 74"	8	21	107	456.84
HSSB441	14 x 6 x 7"	13 1/2 x 5 3/4 x 6 1/2"	6	10	10.38	HDSS401	11.73	HWR8-441	14 x 36 x 74"	8	35	136	642.77
HSSB443	14 x 8 1/4 x 7"	13 1/2 x 7 3/4 x 6 1/2"	12	21	11.53	HDSS403	13.03	HWR8-443	14 x 36 x 74"	8	28	129	597.19
HSSB445	14 x 11 x 7"	13 1/2 x 10 1/4 x 6 1/2"	6	12	12.68	HDSS405	14.66	HWR8-445	14 x 36 x 74"	8	21	122	540.60
HSSB461	18 x 6 x 7"	17 1/2 x 5 3/4 x 6 1/2"	6	16	15.91	HDSS401	11.73	HWR8-461	18 x 36 x 74"	8	35	190	862.85
HSSB463	18 x 8 1/4 x 7"	17 1/2 x 7 3/4 x 6 1/2"	6	18	18.10	HDSS403	13.03	HWR8-463	18 x 36 x 74"	8	28	180	801.91
HSSB465	18 x 11 x 7"	17 1/2 x 10 1/4 x 6 1/2"	6	20	19.90	HDSS405	14.66	HWR8-465	18 x 36 x 74"	8	21	184	713.22
HSSB483	20 1/2 x 8 1/4 x 7"	20 x 7 3/4 x 6 1/2"	6	20	18.60	HDSS403	13.03	HWR8-483	21 x 36 x 74"	8	28	196	862.98
HSSB485	20 1/2 x 11 x 7"	20 x 10 1/4 x 6 1/2"	6	27	20.17	HDSS405	14.66	HWR8-485	21 x 36 x 74"	8	21	198	765.87



Quantum Super Tuff Euro Drawers

• Designed for efficient organization of heavy parts, supplies, tools or equipment.

Made of injection molded from a virgin grade high impact polystyrene -- virtually unbreakable. With a full 12 ga. wall thickness, these heavy duty bins can be used on open and closed shelf units and pick racks. Available in Blue, Yellow, Gray or Red -- please specify. FOB Shipping Point.



SUPER TUFF EURO DRAWERS					DIVIDERS		
Product No.	Outside Dimensions L x W x H	Bin Qty. Ctn.	Wt. (lbs.) Ctn.	Price Ea.	Product No.	Pkg. Qty.	Price Per Pkg
HQED401	11 1/2 x 5 1/2 x 2 3/4"	24	17	\$5.05	HDIV401	4	\$3.19
HQED501	11 1/2 x 3 3/4 x 4 1/2"	24	18	5.17	HDIV501/604	4	3.29
HQED601	11 1/2 x 5 1/2 x 4 1/2"	24	23	5.68	HDIV6123	4	3.70
HQED701	11 1/2 x 8 x 4 1/2"	24	34	6.99	HDIV701/606	4	5.86
HQED801	11 1/2 x 11 1/2 x 4 1/2"	12	18	8.48	HDIV801	4	7.04
HQED604	17 1/2 x 3 3/4 x 4 1/2"	24	28	6.88	HDIV501/604	4	3.29
HQED602	17 1/2 x 5 1/2 x 4 1/2"	24	33	8.33	HDIV6123	4	3.70
HQED606	17 1/2 x 8 x 4 1/2"	24	40	9.19	HDIV701/606	4	5.86
HQED603	23 1/2 x 5 1/2 x 4 1/2"	12	25	10.23	HDIV6123	4	3.70


Euro Drawer Shelving Systems

Save time locating parts using our tough Euro Drawers with our sturdy open or closed steel shelving. 36" wide x 75" or 39" high units offer heavy-duty, high grade shelving with a 400 lb. capacity per shelf. Closed shelving provides a dust free environment for stored parts. Shelving is Gray in color. Drawers are available in Blue, Yellow, Gray or Red -- please specify. FOB Shipping Point.



HEAVY-DUTY STEEL SHELVING UNITS						
Product No.	Size D x W x H	Qty. Bins	Bin Size L x W x H	No. Shelves	Wt. (lbs.)	Price Ea.
OPEN STEEL SHELVING UNITS						
H1275-501	12 x 36 x 75"	108 QED501	11 1/2 x 3 3/4 x 4 1/2"	13	173	\$864.19
H1275-601	12 x 36 x 75"	72 QED601	11 1/2 x 5 1/2 x 4 1/2"	13	150	709.51
H1275-701	12 x 36 x 75"	48 QED701	11 1/2 x 8 x 4 1/2"	13	149	635.98
H1275-801	12 x 36 x 75"	36 QED801	11 1/2 x 11 1/2 x 4 1/2"	13	147	605.72
H1239-601	12 x 36 x 39"	36 QED601	11 1/2 x 5 1/2 x 4 1/2"	7	78	414.65
H1875-602	18 x 36 x 75"	72 QED602	17 1/2 x 5 1/2 x 4 1/2"	13	213	996.05
H1875-604	18 x 36 x 75"	108 QED604	17 1/2 x 3 3/4 x 4 1/2"	13	245	1,144.99
H1875-624	18 x 36 x 75"	36 QED602	17 1/2 x 5 1/2 x 4 1/2"	13	229	1,078.50
		54 QED604	17 1/2 x 3 3/4 x 4 1/2"			
H1875-606	18 x 36 x 75"	48 QED606	17 1/2 x 8 x 4 1/2"	13	204	837.50
H1839-602	18 x 36 x 39"	36 QED602	17 1/2 x 5 1/2 x 4 1/2"	7	113	551.18
H1839-604	18 x 36 x 39"	54 QED604	17 1/2 x 3 3/4 x 4 1/2"	7	129	622.99
CLOSED STEEL SHELVING UNITS						
HCL1275-501	12 x 36 x 75"	108 QED501	11 1/2 x 3 3/4 x 4 1/2"	13	215	953.16
HCL1275-601	12 x 36 x 75"	72 QED601	11 1/2 x 5 1/2 x 4 1/2"	13	192	798.48
HCL1275-701	12 x 36 x 75"	48 QED701	11 1/2 x 8 x 4 1/2"	13	171	724.95
HCL1275-801	12 x 36 x 75"	36 QED801	11 1/2 x 11 1/2 x 4 1/2"	13	189	694.69
HCL1239-601	12 x 36 x 39"	36 QED601	11 1/2 x 5 1/2 x 4 1/2"	7	99	461.37
HCL1875-602	18 x 36 x 75"	72 QED602	17 1/2 x 5 1/2 x 4 1/2"	13	266	1,103.56
HCL1875-604	18 x 36 x 75"	108 QED604	17 1/2 x 3 3/4 x 4 1/2"	13	287	1,252.50
HCL1875-624	18 x 36 x 75"	36 QED602	17 1/2 x 5 1/2 x 4 1/2"	13	276	1,186.01
		54 QED604	17 1/2 x 3 3/4 x 4 1/2"			
HCL1875-606	18 x 36 x 75"	48 QED606	17 1/2 x 8 x 4 1/2"	13	237	945.01
HCL1839-602	18 x 36 x 39"	36 QED602	17 1/2 x 5 1/2 x 4 1/2"	7	139	606.94
HCL1839-604	18 x 36 x 39"	54 QED604	17 1/2 x 3 3/4 x 4 1/2"	7	155	678.74

Pick Rack SYSTEMS



- High density, easy access Pick Racks -- sloped shelving units.
- Systems sold complete with bins.

Sturdy steel racks with Super Tuff Euro Drawers create an efficient flow rack. Sloped shelving provides easy access to stored items. Drawers can be removed from racks easily. These gray baked enamel, free standing racks assemble easily. Mobile unit has a 500 lb. capacity and is equipped with 2 swivel, 2 rigid casters. Drawers are available in Blue, Yellow, Gray or Red -- please specify. One color per unit. FOB Shipping Point.

HIGH DENSITY PICK RACK SYSTEMS -- SLOPED SHELVING UNITS						
Product No.	Rack Size D x W x H	No. Of Bins	Bin Size L x W x H	No. Shelves	Wt. (lbs.)	Price Ea.
BENCH UNITS						
HQPRHA-501	12 x 36 x 21"	27	11 1/2 x 3 3/4 x 4 1/2"	3	48	\$286.82
HQPRHA-601	12 x 36 x 21"	18	11 1/2 x 5 1/2 x 4 1/2"	3	42	239.29
HQPRHA-701	12 x 36 x 21"	12	11 1/2 x 8 x 4 1/2"	3	42	248.86
SINGLE SIDED						
HQPRS-501	12 x 36 x 60"	72	11 1/2 x 3 3/4 x 4 1/2"	8	110	656.56
HQPRS-601	12 x 36 x 60"	48	11 1/2 x 5 1/2 x 4 1/2"	8	91	556.99
HQPRS-701	12 x 36 x 60"	32	11 1/2 x 8 x 4 1/2"	8	95	513.29
HQPRS-801	12 x 36 x 60"	24	11 1/2 x 11 1/2 x 4 1/2"	8	93	487.80
DOUBLE SIDED*						
HQPRD-501	24 x 36 x 60"	144	11 1/2 x 3 3/4 x 4 1/2"	16	220	1,294.29
HQPRD-601	24 x 36 x 60"	96	11 1/2 x 5 1/2 x 4 1/2"	16	190	1,095.14
HQPRD-701	24 x 36 x 60"	64	11 1/2 x 8 x 4 1/2"	16	189	1,002.41
HQPRD-801	24 x 36 x 60"	48	11 1/2 x 11 1/2 x 4 1/2"	16	186	956.76

*All Double Sided Units available as Mobile Units with addition of mobile kit. HQDU-00 Mobile Kit for Double Sided Units. Wt. 25 (lbs.) Price Ea. \$130.47

STORAGE BINS



QUANTUM[®]
STORAGE
SYSTEMS




H1839-104



Rear "V" lock enables bins to be hung from shelf above when in use.

**IDENTIFY
PARTS
easily.**




H1275-102


Shelf Bin Units -- Complete Packages

• Economical bin storage system includes durable Plastic Shelf Bins and a 36"W standard shelving. Rugged 350 lb. capacity per shelf, standard shelving unit will keep parts organized and readily accessible. Gray enamel finish will not rust or corrode. 12-HQSB100, 8-HQSB101, 5-HQSB102, 4-HQSB107, 3-HQSB109 fit across a standard 36"W x 12"D shelf. 8-HQSB103, 5-HQSB104, 4-HQSB108, 3-HQSB110 fit across a 36"W x 18"D shelf. Bins are available in Blue, Yellow, Red, Green, Ivory or Black -- please specify. FOB Shipping Point.

Product No.	Size D x W x H	Qty. Bins	Bin Size	No. Shelves	Wt. (lbs.)	Price Ea.
H1275-100	12 x 36 x 75"	144 - HQSB100	1 1/2" x 2 3/4" x 4"	13	155	\$559.38
H1275-101	12 x 36 x 75"	96 - HQSB101	1 1/2" x 4" x 4"	13	139	513.04
H1275-102	12 x 36 x 75"	60 - HQSB102	1 1/2" x 6" x 4"	13	131	483.68
H1275-107	12 x 36 x 75"	48 - HQSB107	1 1/2" x 8" x 4"	13	123	459.30
H1275-109	12 x 36 x 75"	36 - HQSB109	1 1/2" x 1 1/2" x 4"	13	125	499.21
H1239-100	12 x 36 x 39"	72 - HQSB100	1 1/2" x 2 3/4" x 4"	7	78	334.27
H1239-101	12 x 36 x 39"	48 - HQSB101	1 1/2" x 4" x 4"	7	78	315.03
H1239-102	12 x 36 x 39"	30 - HQSB102	1 1/2" x 6" x 4"	7	66	296.41
H1875-103	18 x 36 x 75"	96 - HQSB103	1 7/8" x 4" x 4"	13	198	670.78
H1875-104	18 x 36 x 75"	60 - HQSB104	1 7/8" x 6" x 4"	13	162	622.27
H1875-108	18 x 36 x 75"	48 - HQSB108	1 7/8" x 8" x 4"	13	162	655.35
H1875-110	18 x 36 x 75"	36 - HQSB110	1 7/8" x 1 1/2" x 4"	13	158	691.97
H1839-103	18 x 36 x 39"	48 - HQSB103	1 7/8" x 4" x 4"	7	107	383.22
H1839-104	18 x 36 x 39"	30 - HQSB104	1 7/8" x 6" x 4"	7	96	358.97




HQPRS-201



HQPRD-102 +
HQDU-00



HQPRHA-102



HQPRD-107

Pick Rack SYSTEMS

- High density, easy access Pick Racks — sloped shelving units.
- Systems sold complete with bins.

Identify parts easily with these durable Pick Racks which provide a high density, easy access, sloped shelving system which are available as a bench rack, single, double sided and mobile units. Systems sold complete with bins. 4"H bins available in Blue, Yellow, Red, Green, Black or Ivory. 6"H bins available in Blue, Red, or Yellow — please specify. FOB Shipping Point.

HIGH DENSITY PICK RACK SYSTEMS -- SLOPED SHELVING UNITS						
Product No.	Rack Size D x W x H	No. Of Bins	Bin Size L x W x H	No. Shelves	Wt. (lbs.)	Price Ea.
BENCH UNITS						
HQPRHA-100	12 x 36 x 21"	36	1 1/2" x 2 3/4" x 4"	3	38	\$187.50
HQPRHA-101	12 x 36 x 21"	24	1 1/2" x 4" x 4"	3	32	187.50
HQPRHA-102	12 x 36 x 21"	15	1 1/2" x 6" x 4"	3	39	192.78
HQPRHA-107	12 x 36 x 21"	12	1 1/2" x 8" x 4"	3	36	179.65
HQPRHA-201	12 x 36 x 26 1/2"	24	1 1/2" x 4" x 6"	3	40	199.63
HQPRHA-202	12 x 36 x 26 1/2"	15	1 1/2" x 6" x 6"	3	37	219.37
HQPRHA-207	12 x 36 x 26 1/2"	12	1 1/2" x 8" x 6"	3	36	211.20
SINGLE SIDED						
HQPRS-100	12 x 36 x 60"	96	1 1/2" x 2 3/4" x 4"	8	99	440.41
HQPRS-101	12 x 36 x 60"	64	1 1/2" x 4" x 4"	8	83	401.17
HQPRS-102	12 x 36 x 60"	40	1 1/2" x 6" x 4"	8	77	398.21
HQPRS-107	12 x 36 x 60"	32	1 1/2" x 8" x 4"	8	81	382.67
HQPRS-201	12 x 36 x 63 1/2"	64	1 1/2" x 4" x 6"	8	89	488.05
HQPRS-202	12 x 36 x 63 1/2"	40	1 1/2" x 6" x 6"	8	81	459.63
HQPRS-207	12 x 36 x 63 1/2"	32	1 1/2" x 8" x 6"	8	79	463.16
DOUBLE SIDED*						
HQPRD-100	24 x 36 x 60"	192	1 1/2" x 2 3/4" x 4"	16	186	894.97
HQPRD-101	24 x 36 x 60"	128	1 1/2" x 4" x 4"	16	165	801.69
HQPRD-102	24 x 36 x 60"	80	1 1/2" x 6" x 4"	16	154	794.03
HQPRD-107	24 x 36 x 60"	64	1 1/2" x 8" x 4"	16	156	923.31
HQPRD-201	24 x 36 x 63 1/2"	128	1 1/2" x 4" x 6"	16	178	900.41
HQPRD-202	24 x 36 x 63 1/2"	80	1 1/2" x 6" x 6"	16	162	867.73
HQPRD-207	24 x 36 x 63 1/2"	64	1 1/2" x 8" x 6"	16	158	931.22

*All Double Sided Units available as Mobile Units with addition of mobile kit.

HQDU-00 Mobile Kit for Double Sided Units. Wt. 25 (lbs.) Price Ea. \$130.47

CUSTOM STORAGE SYSTEMS




High Density Storage Systems

- Design a complete workable storage system with rails, racks and/or louvered panels and panel systems.
- Panels provide an ideal framework that allows you to build your own customized bin system.

Panels are available in 19"H. x 18"W. and 19"H. x 36"W. sizes. Additional sizes available--contact dealer. Bench racks measure 27"W. x 21"H. x 8"D and 36"W. x 19"H. x 8"D. Single sided, double sided and mobile units are available in both louvered panels and racks. FOB Shipping Point.



CONFIGURE
your own unit.







HIGH DENSITY STORAGE SYSTEMS

Product No.	Description	Size L x W x H	QUANTITY OF ULTRA BINS TO FIT LOUVERED PANELS & RACKS																	Wt. (lbs.)	Price Ea.
			HQUS 210	HQUS 220	HQUS 221	HQUS 224	HQUS 230	HQUS 234	HQUS 235	HQUS 239	HQUS 240	HQUS 241	HQUS 242	HQUS 245	HQUS 250	HQUS 255	HQUS 260	HQUS 265	HQUS 270		
HQRU-1W	Steel Rail	48"L. x 3"H.	11	11	8	11	8	8	4	4	4	4	3	-	-	-	-	6	\$23.60		
HQRU-12S	Rack 1 sided - 12 rail	36 x 15 x 53"	96	96	-	-	-	-	24	24	4	20	12	12	12	20	8	53	196.94		
HQRU-16S	Rack 1 sided - 16 rail	36 x 15 x 53"	-	-	48	48	48	24	-	-	-	16	-	-	-	-	63	214.03			
HQRU-12D	Rack 2 sided - 12 rail	36 x 24 x 53"	192	192	-	-	-	-	48	48	40	40	24	24	40	16	54	210.69			
HQRU-16D	Rack 2 sided - 16 rail	36 x 24 x 53"	-	-	96	96	96	48	-	-	-	32	-	-	-	-	64	221.15			
HQLP-1819*	Louvered panel	18" x 19"	16	16	9	12	9	3	4	4	4	3	2	1	1	4	1	6	25.01		
HQLP-1861*	Louvered panel	18" x 61"	60	60	30	30	30	15	14	14	14	10	7	7	5	12	5	21	72.41		
HQLP-2721	Louvered panel	27" x 21"	30	30	12	12	12	6	6	6	6	3	2	4	4	6	1	11	32.00		
HQLP-3612	Louvered panel	36" x 12"	18	18	12	12	12	6	4	4	4	4	2	6	3	8	2	8	32.40		
HQLP-3619*	Louvered panel	36" x 19"	32	32	18	32	18	9	8	8	8	6	4	6	3	8	2	13	33.05		
HQLP-3661*	Louvered panel	36" x 61"	120	120	60	80	60	30	28	28	28	20	14	21	15	24	10	40	124.32		
HQLP-4819	Louvered panel	48" x 19"	40	40	24	24	24	12	10	10	10	6	4	-	-	-	2	18	64.32		
HQLP-4861*	Louvered panel	48" x 61"	165	165	80	80	80	40	35	35	35	20	14	-	-	-	10	60	247.68		
HQBR-1819	Bench Rack	18 x 8 x 19"	32	32	18	32	18	9	8	8	8	6	4	6	3	8	2	8	56.35		
HQBR-2721	Bench Rack	27 x 8 x 21"	30	30	12	18	12	6	-	-	6	6	4	-	-	-	-	16	57.90		
HQBR-3612	Bench Rack	36 x 8 x 12"	18	18	12	12	12	6	4	4	4	4	2	6	3	8	2	14	62.56		
HQBR-3619	Bench Rack	36 x 8 x 19"	40	40	18	24	18	9	8	8	8	6	4	-	-	-	-	19	64.31		
HQSS-1866H	Single sided louvered panel	18 x 12½ x 66"	60	60	30	30	30	15	14	14	12	10	7	7	5	12	5	40	192.83		
HQSS-3666H	Single sided louvered panel	36 x 12½ x 66"	120	120	60	80	60	30	28	28	28	20	14	21	15	24	10	90	239.96		
HQDS-3666H	Double sided louvered panel	36 x 25 x 66"	240	240	120	160	120	60	56	56	56	40	28	42	30	48	20	106	391.74		
HQMD-36H	Mobile double sided louvered panel	36 x 25 x 72"	240	240	120	160	120	60	56	56	56	40	28	42	30	48	20	155	608.71		

HQRU-MOB Mobilizes double sided units, Wt. 25 lbs., Price Ea. \$96.48

Note: Bins for steel units above are sold separately.

*Available in Oyster White - add -HC to end of product no.




STORAGE SYSTEMS & PLASTIC CARTS



Complete Pre-Configured Panels & Racks w/Bins

Bench Racks

Measures 36"L. x 8"W. x 19"H. and 27"L. x 8"W. x 21"H. Bench racks can be joined together to form continuous systems. Bins available in Blue, Yellow, Red, Green, Ivory or Black – please specify. One bin color per unit. FOB Shipping Point.



HQBR-3619-210-32

Louvered Panels

Measures 36"L. x 19"H. and 18"L. x 19"H. Each available in 3 configurations. Bins available in Blue, Yellow, Red, Green, Ivory or Black – please specify. One bin color per unit. FOB Shipping Point.

Single Sided Unit

Measures 36"L. x 15"W. x 53"H. 250 lb. cap. Available in 3 different configurations. Bins available in Blue, Yellow, Red, Green, Ivory or Black – please specify. One bin color per unit. FOB Shipping Point.

Double Sided Unit

Measures 36"L. x 25"W. x 53"H. 500 lb. cap. Available in 3 different configurations. Mobilize double sided unit with the addition of HQRU-MOB. Bins are available in Blue, Yellow, Red, Green, Ivory or Black – please specify. One bin color per unit. FOB Shipping Point.

COMPLETE PACKAGES WITH BINS!



HQRU-165-220230240

COMPLETE PRE-CONFIGURED PANELS & RACKS W/BINS				
Product No.	No. Of Bins	Bin Size L x W x H	Wt. (lbs.) Ctn.	Price Ea.
BENCH RACK 27"L. x 8"W. x 21"H. w/BINS				
HQBR-2721-210-24	24	5 1/2 x 4 1/2 x 3"	23	\$91.97
HQBR-2721-220-24	24	7 1/2 x 4 1/2 x 3"	25	116.37
HQBR-2721-230-12	12	10 1/2 x 5 1/2 x 5"	28	131.16
BENCH RACK 36"L. x 8"W. x 19"H. w/BINS				
HQBR-3619-210-32	32	5 1/2 x 4 1/2 x 3"	29	114.90
HQBR-3619-220-32	32	7 1/2 x 4 1/2 x 3"	31	147.59
HQBR-3619-230-18	18	10 1/2 x 5 1/2 x 5"	37	179.35
LOUVERED PANEL 18"L. x 19"H. w/BINS				
HQLP-1819-210-16	16	5 1/2 x 4 1/2 x 3"	11	52.97
HQLP-1819-220-16	16	7 1/2 x 4 1/2 x 3"	12	69.31
HQLP-1819-230-9	9	10 1/2 x 5 1/2 x 5"	16	85.19
LOUVERED PANEL 36"L. x 19"H. w/BINS				
HQLP-3619-210-32	32	5 1/2 x 4 1/2 x 3"	22	84.32
HQLP-3619-220-32	32	7 1/2 x 4 1/2 x 3"	24	117.00
HQLP-3619-230-18	18	10 1/2 x 5 1/2 x 5"	30	148.77
SINGLE SIDED RAIL SYSTEM 36"L. x 15"W. x 53"H. w/BINS				
HQRU-125-220-96	96	7 1/2 x 4 1/2 x 3"	82	430.81
HQRU-165-230-48	48	10 1/2 x 5 1/2 x 5"	108	506.63
HQRU-125-240-24	24	14 1/2 x 8 1/2 x 7"	102	485.19
HQRU-165-220230240	16	7 1/2 x 4 1/2 x 3"	108	532.45
	18	10 1/2 x 5 1/2 x 5"		
	12	14 1/2 x 8 1/2 x 7"		
DOUBLE SIDED RAIL SYSTEM 36"L. x 24"W. x 53"H. w/BINS				
HQRU-12D-220-192	192	7 1/2 x 4 1/2 x 3"	113	678.44
HQRU-16D-230-96	96	10 1/2 x 5 1/2 x 5"	155	806.34
HQRU-12D-240-48	48	14 1/2 x 8 1/2 x 7"	153	787.20
	32	7 1/2 x 4 1/2 x 3"		
HQRU-MOB Mobilizes double sided units. Wt. 25 (lbs.) Price Ea. \$96.48				

Plastic Mobile Carts

• Industrial strength load capacity of 550 lbs.

Genuine Quantum Plastic Mobile Carts. Ideal for many industrial and commercial material handling applications. Cart comes complete with 2 swivel and 2 rigid 5 x 1 1/4" heavy duty casters. Available in 2 sizes. Color is Gray. FOB Shipping Point.



HPC3518-33-3



HPC4026-33



HPFTC4026-33-3



HPC3518-33-HPCTH

PLASTIC MOBILE CARTS				
Product No.	Size L x W x H	No. Shelves	Wt. (lbs.)	Price Ea.
HPC3518-33	34 1/2 x 17 1/2 x 32 1/2"	2	38	\$166.64
HPC3518-33-3	34 1/2 x 17 1/2 x 32 1/2"	3	51	234.20
HPC4026-33	40 x 26 x 32 1/2"	2	54	220.12
HPC4026-33-3	40 x 26 x 32 1/2"	3	74	303.01
FLAT TOP PLASTIC SHELF CART				
HPFTC4026-33-2	40 x 26 x 32 1/2"	2	51	223.28
HPFTC4026-33-3	40 x 26 x 32 1/2"	3	71	303.01

PLASTIC MOBILE CART ACCESSORIES				
Product No.	Description	Wt. (lbs.)	Price Ea.	
HPC3518SHELF	34 1/2 x 17 1/2" Shelf	13	\$66.15	
HPC4026SHELF	40 x 26" Shelf	20	82.90	
HPCTH	96 Piece Tool Holder Adapter	3	41.03	

POLY SHELF BINS



Economy Shelf Bins

- Replace worn out corrugated bins permanently with these tough, durable high density plastic bins.
- The industry standard for quality.

Durable polypropylene bins feature molded-in label holder. Built-in rear hanger allows bins to tilt out for complete access. Wide hopper front allows easy access to contents of bin while in shelving. Reinforced edges add strength and durability. Designed for 12", 18" and 24" deep shelving units, racks or standard shelving. Waterproof and impervious to most chemicals, unaffected by grease or oil. 4" shelf bins are available in Blue, Yellow, Red, Green, Ivory, Black and Clear -- please specify. 6" and 8" shelf bins are available in Blue, Yellow, Red and Clear -- please specify. FOB Shipping Point.




Environmentally Friendly Recycled 4"H Shelf Bins



4", 6" and 8"H Shelf Bins Available in Clear

8" Shelf Bins offer 65% more storage capacity over 6" Bins and 95% more than standard 4" Bins.



4" HIGH SHELF BINS											
SHELF BINS		RECYCLED*			CLEAR**		DIVIDERS		BIN CUPS PER BIN		
Product No.	Outside Dimensions L x W x H	Inside Dimensions L x W x H	Qty. Ctn.	Wt. Ctn. (lbs.)	Price Ea.	Price Ea.	Price Ea.	Model No.	Price Per Pkg.	HQBC-111	HQBC-112
HQSB100	11 1/2 x 2 3/4 x 4"	10 1/4 x 1 1/2 x 4"	36	13	\$1.45	\$1.41*	\$2.06**	-	-	3	0
HQSB101	11 1/2 x 4 x 4"	10 1/4 x 3 x 4"	36	17	1.54	1.49*	2.27**	HDSB101	\$21.60	6	2
HQSB102	11 1/2 x 6 x 4"	10 1/4 x 5 1/2 x 4"	30	18	2.41	2.34*	3.51**	HDSB102	25.48	9	4
HQSB107	11 1/2 x 8 x 4"	10 1/4 x 7 1/2 x 4"	20	15	2.61	2.53*	3.81**	HDSB107	54.21	12	4
HQSB109	11 1/2 x 11 x 4"	10 1/4 x 10 x 4"	8	7	3.92	3.80*	5.71**	HDSB109	65.68	18	6
HQSB103	17 x 4 x 4"	16 1/2 x 3 x 4"	20	13	2.17	2.10*	3.16**	HDSB103	21.60	9	3
HQSB104	17 x 6 x 4"	16 1/2 x 5 1/2 x 4"	20	16	2.95	2.86*	4.33**	HDSB104	25.48	15	6
HQSB108	17 x 8 x 4"	16 1/2 x 7 1/2 x 4"	10	11	4.10	3.98*	5.96**	HDSB108	54.21	19	6
HQSB110	17 x 11 x 4"	16 1/2 x 10 x 4"	8	11	6.47	6.28*	9.45**	HDSB110	65.68	29	8
HQSB105	23 x 4 x 4"	22 1/2 x 3 x 4"	16	13	4.16	4.04*	6.21**	HDSB105	21.60	13	4
HQSB106	23 x 6 x 4"	22 1/2 x 5 1/2 x 4"	8	9	5.78	5.61*	8.66**	HDSB106	25.48	21	8
HQSB114	23 x 8 x 4"	22 1/2 x 7 1/2 x 4"	6	9	7.02	6.81*	10.52**	HDSB114	54.21	24	8
HQSB116	23 x 11 x 4"	22 1/2 x 10 x 4"	6	10	8.61	8.35*	12.91**	HDSB116	65.68	35	16

6" HIGH SHELF BINS											
SHELF BINS		CLEAR**			DIVIDERS		BIN CUPS PER BIN				
Product No.	Outside Dimensions L x W x H	Inside Dimensions L x W x H	Qty. Ctn.	Wt. Ctn. (lbs.)	Price Ea.	Price Ea.	Model No.	Price Per Ctn.	HQBC-111	HQBC-112	
HQSB201	11 1/2 x 4 x 6"	10 1/2 x 3 x 6"	36	19	\$2.66	\$3.26**	HDSB201	\$30.19	6	2	
HQSB202	11 1/2 x 6 x 6"	10 1/2 x 5 1/2 x 6"	30	20	3.64	5.04**	HDSB202	34.74	9	4	
HQSB207	11 1/2 x 8 x 6"	10 1/2 x 7 1/2 x 6"	20	17	4.10	5.70**	HDSB207	47.21	12	4	
HQSB209	11 1/2 x 11 x 6"	10 1/2 x 10 x 6"	8	9	6.31	9.14**	HDSB209	92.99	18	6	
HQSB204	17 x 4 x 6"	16 1/2 x 3 x 6"	20	15	3.47	4.73**	HDSB204	30.19	9	3	
HQSB204	17 x 6 x 6"	16 1/2 x 5 1/2 x 6"	20	18	4.48	6.29**	HDSB204	34.74	15	6	
HQSB208	17 x 8 x 6"	16 1/2 x 7 1/2 x 6"	10	13	5.32	7.20**	HDSB208	47.21	19	6	
HQSB210	17 x 11 x 6"	16 1/2 x 10 x 6"	8	13	10.22	14.77**	HDSB210	92.99	29	8	
HQSB205	23 x 4 x 6"	22 1/2 x 3 x 6"	16	15	8.23	9.48**	HDSB205	30.19	13	4	
HQSB206	23 x 6 x 6"	22 1/2 x 5 1/2 x 6"	8	11	8.68	9.99**	HDSB206	34.74	21	8	
HQSB214	23 x 8 x 6"	22 1/2 x 7 1/2 x 6"	6	11	14.70	16.90**	HDSB214	47.21	24	8	
HQSB216	23 x 11 x 6"	22 1/2 x 10 x 6"	6	12	17.31	19.88**	HDSB216	92.99	35	16	

8" HIGH SHELF BINS											
SHELF BINS		CLEAR**			DIVIDERS		BIN CUPS PER BIN				
Product No.	Outside Dimensions L x W x H	Inside Dimensions L x W x H	Qty. Ctn.	Wt. Ctn. (lbs.)	Price Ea.	Price Ea.	Model No.	Price Per Ctn.	HQBC-111	HQBC-112	
HQSB801	11 1/2 x 4 x 8"	10 1/2 x 3 x 8"	36	20	\$3.54	\$4.07**	HDSB801	\$37.74	6	2	
HQSB802	11 1/2 x 6 x 8"	10 1/2 x 5 1/2 x 8"	30	21	5.48	6.30**	HDSB802	43.44	9	4	
HQSB807	11 1/2 x 8 x 8"	10 1/2 x 7 1/2 x 8"	20	16	6.21	7.15**	HDSB807	59.02	12	4	
HQSB809	11 1/2 x 11 x 8"	10 1/2 x 10 x 8"	8	8	9.94	11.43**	HDSB809	116.23	18	6	
HQSB803	17 x 4 x 8"	16 1/2 x 3 x 8"	20	8	5.16	5.94**	HDSB803	37.74	9	3	
HQSB804	17 x 6 x 8"	16 1/2 x 5 1/2 x 8"	20	22	6.82	7.84**	HDSB804	43.44	15	6	
HQSB808	17 x 8 x 8"	16 1/2 x 7 1/2 x 8"	10	14	7.83	9.00**	HDSB808	59.02	19	6	
HQSB810	17 x 11 x 8"	16 1/2 x 10 x 8"	8	14	16.05	18.46**	HDSB810	116.23	29	8	
HQSB805	23 x 4 x 8"	22 1/2 x 3 x 8"	16	19	10.30	11.84**	HDSB805	37.74	13	4	
HQSB806	23 x 6 x 8"	22 1/2 x 5 1/2 x 8"	8	13	10.85	12.48**	HDSB806	43.44	21	8	
HQSB814	23 x 8 x 8"	22 1/2 x 7 1/2 x 8"	6	11	18.38	21.14**	HDSB814	59.02	24	8	
HQSB816	23 x 11 x 8"	22 1/2 x 10 x 8"	6	12	21.64	24.88**	HDSB816	116.23	35	16	

*To order Recycled Bins (available in Black only), please add the suffix "BR" at the end of the Product No.

** To order Clear Bins add the suffix "CL" at the end of the Product No.

Dividers available in Black only. Labels available for all shelf bins. For label model No. substitute "L" for "Q" in Bin Model No.

Bin Cups

Has a raised slotted label holder for easy identification and removal. Available in Yellow and Blue -- please specify. FOB Shipping Point.

Product No.	Bin Size	BIN CUPS Ctn. Qty.	Wt. (lbs.) Ctn.	Price Ea.
HQBC111	3 1/4 x 1 1/4 x 3"	48	4	\$0.48
HQBC112	5 1/4 x 2 3/4 x 3"	48	7	0.88

Extended Label Holders

Designed for larger bar code scanning. Fits all sizes except HQSB100. Size is 4"W x 2 1/2"H. FOB Shipping Point.

Product No.	Description	EXTENDED LABEL HOLDERS Ctn. Qty.	Wt. (lbs.) Ctn.	Price Ctn./24
HELH410	10° Angle	24	2	\$35.53
HELH445	45° Angle	24	2	35.53

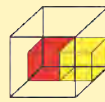
Shelf Bin Dividers

Helps separate items within each shelf bin. Fits snugly, horizontally across all bins and are uniquely designed for easy part labeling and retrieval by means of slotted label holder. Black in color. FOB Shipping Point.



Product No.	Dividers Ctn. Qty.	Wt. (lbs.) Ctn.	Price Ctn./50
HDSB101/103/105	50	3	\$21.60
HDSB102/104/106	50	4	25.48
HDSB107/108/114	50	7	54.21
HDSB109/110/116	50	8	65.68
HDSB201/203/205	50	2	30.19
HDSB202/204/206	50	3	34.74
HDSB207/208/214	50	4	47.21
HDSB209/210/216	50	8	92.99
HDSB801/803/805	50	4	37.74
HDSB802/804/806	50	5	43.44
HDSB807/808/814	50	8	59.02
HDSB809/810/816	50	9	116.23

CLEAR-VIEW BINS



QUANTUM® STORAGE SYSTEMS

Shown with Optional Divider & Window

Clear-View Ultra Stack and Hang Bins

- The strongest & highest quality clear bin in the industry.
- Large label slots.

Organize your inventory with strong injection molded polypropylene bins. Front, back and side grips for easy handling. Built-in rear hanger allows bins to hang from louvered panels or rails. Optional clear injection molded crystal styrene window increases bin capacity and provides quick view of bin contents. Dividers maximize flexibility and keep contents organized. Wide stacking ledge and anti-slide lock keep stacked bins steady and prevent forward shifting. Waterproof bins resist rust and corrosion. Large molded front label slots for ID labels. Autoclavable up to 250°F and resistant to extreme cold. FOB Shipping Point.



CLEAR-VIEW ULTRA STACK AND HANG BINS													
Product No.	Outside Dims. L x W x H	Inside Dims. L x W x H	Ctn. Qty.	Ctn. Wt. (lbs.)	Bin Load Cap. Ea.	Price Ea.	Clear Window	Ctn. Qty.	Price per Ctn.	Divider	Ctn. Qty.	No. of Divider Slots	Price per Ctn.
HQUS200CL	5 x 4 7/8 x 3"	4 3/8 x 3 7/16 x 2 13/16"	24	5	8	\$1.46	-	-	-	HDUS200	6	1	\$5.97
HQUS210CL	5 5/8 x 4 1/8 x 3"	4 3/4 x 3 7/16 x 2 13/16"	24	6	10	1.63	-	-	-	HDUS210	6	1	6.28
HQUS220CL	7 7/8 x 4 1/8 x 3"	6 3/4 x 3 7/16 x 2 13/16"	24	8	10	2.80	-	-	-	HDUS220	6	1	6.77
HQUS221CL	9 1/4 x 6 x 5"	8 1/2 x 5 1/8 x 4 1/2"	12	6	20	3.84	HWUS221	12	\$16.45	HDUS221	6	1	10.24
HQUS224CL	10 7/8 x 4 1/8 x 4"	10 1/4 x 3 7/16 x 3 3/4"	12	8	30	4.21	HWUS224	12	16.77	HDUS224	6	1	11.05
HQUS230CL	10 7/8 x 5 1/2 x 5"	10 1/4 x 4 3/8 x 4 3/4"	12	10	30	7.01	HWUS230/234	12	17.11	HDUS230/235	6	1	10.89
HQUS232CL	5 5/8 x 11 x 3"	4 3/4 x 10 x 2 13/16"	8	5	30	4.07	-	-	-	HDUS210	6	3	6.28
HQUS234CL	14 3/4 x 5 1/2 x 5"	14 1/8 x 4 3/8 x 4 3/4"	12	14	50	8.20	HWUS230/234	12	17.11	HDUS234	6	1	13.79
HQUS235CL	10 7/8 x 11 x 5"	10 1/4 x 10 x 4 3/4"	6	10	50	10.82	HWUS235	6	12.27	HDUS230/235	6	3	10.89
HQUS236CL	7 5/8 x 11 x 3"	6 3/4 x 10 x 2 13/16"	8	9	30	6.61	-	-	-	HDUS220	6	3	6.77
HQUS238CL	18 x 5 1/2 x 5"	17 1/8 x 4 3/8 x 4 3/4"	12	16	60	9.49	HWUS234	12	17.11	HDUS238	6	1	15.84
HQUS239CL	10 7/8 x 8 1/4 x 7"	10 x 6 7/16 x 6 3/4"	6	10	50	11.66	HWUS239/240	6	11.21	HDUS239	6	1	16.05
HQUS240CL	14 3/4 x 8 1/4 x 7"	14 x 6 7/16 x 6 3/4"	12	24	60	13.81	HWUS239/240	6	11.21	HDUS240/250	6	1	15.90
HQUS241CL	13 3/8 x 8 1/4 x 6"	12 7/8 x 6 9/16 x 5 3/4"	12	22	60	13.67	HWUS241	12	22.10	HDUS241	6	1	15.97
HQUS242CL	13 3/8 x 8 1/4 x 8"	12 7/8 x 6 9/16 x 7 3/4"	12	25	60	14.86	HWUS242	12	25.82	HDUS242	6	1	18.55
HQUS245CL	10 7/8 x 16 1/2 x 5"	10 1/4 x 15 x 4 3/4"	6	13	60	16.15	HWUS245	6	24.35	HDUS245	6	3	11.45
HQUS248CL	18 x 8 1/4 x 7"	17 1/8 x 6 9/16 x 6 3/4"	6	19	60	15.38	HWUS239/240	6	11.21	HDUS248	6	1	26.12
HQUS250CL	14 3/4 x 16 1/2 x 7"	14 x 14 3/4 x 6 3/4"	6	21	75	19.40	HWUS250	6	24.76	HDUS240/250	6	3	15.90
HQUS255CL	16 x 11 x 8"	15 5/8 x 10 x 7 3/4"	4	14	75	20.98	HWUS255	4	13.71	HDUS255	6	3	32.11
HQUS260CL	18 x 11 x 10"	17 1/8 x 10 x 9 3/4"	4	17	75	31.90	HWUS260	4	13.98	HDUS260	6	3	16.45
HQUS265CL	18 x 8 1/4 x 9"	17 1/8 x 6 3/4 x 8 1/4"	6	17	60	23.11	HWUS265	6	19.52	HDUS265	6	1	28.29
HQUS270CL	18 x 16 1/2 x 11"	17 1/8 x 14 3/4 x 10 1/4"	3	16	75	34.98	HWUS270	3	14.76	HDUS270	6	3	31.28
HQUS275MOBCL	18 x 16 1/2 x 11"	17 1/8 x 14 3/4 x 10 1/4"	3	25	-	65.56	HWUS270	3	14.76	HDUS270	6	3	31.28

* When attached to panels or rails (Note: Bins without a load capacity listed are not designed to hang on panels or rail units). **With casters, overall height is 14".

Clear-View Hulk 24" Containers

- Perfect for large and bulky items.
- Stackable convenience.

Store your large and bulky items with these strong, injection molded tri-clear polypropylene stackable containers. These extra large stacking containers offer a generous 2 ft. in length to store your larger items. Heavy-duty front, back and side grips allow for easy handling. Optional clear styrene plastic window increases bin capacity and provides quick view of bin contents. Optional dividers maximize flexibility and keep contents organized. Wide stacking ledge and anti-slide lock keep stacked bins steady and prevent forward shifting. Waterproof bins resist rust and corrosion. Autoclavable up to 250°F and resistant to extreme cold. FOB Shipping Point.



CLEAR-VIEW HULK 24" CONTAINERS											
Product No.	Outside Dims. L x W x H	Inside Dims. L x W x H	Ctn. Qty.	Ctn. Wt. (lbs.)	Price Ea.	Clear Window	Ctn. Qty.	Price per Ctn.	Divider	Ctn. Qty.	Price per Ctn.
HQUS950CL	23 3/8 x 8 1/4 x 7"	22 3/8 x 6 3/4 x 6 3/4"	6	19	\$26.91	HWUS950/970	6	\$13.14	HDUS950	6	\$26.89
HQUS951CL	23 3/8 x 8 1/4 x 9"	22 3/8 x 6 3/4 x 8 1/4"	6	22	29.23	HWUS951	6	16.46	HDUS951	6	29.87
HQUS952CL	23 3/8 x 11 x 7"	22 3/8 x 10 x 6 3/4"	4	15	31.55	HWUS952	4	12.09	HDUS952	6	26.89
HQUS953CL	23 3/8 x 11 x 10"	22 3/8 x 10 x 9 3/4"	4	19	32.91	HWUS953/973	4	24.34	HDUS953	6	43.95
HQUS954CL	23 3/8 x 16 1/2 x 11"	22 3/8 x 14 3/16 x 10 1/4"	1	7	35.78	HWUS954/974	1	6.30	HDUS954	6	43.95
HQUS964MOBCL	23 3/8 x 16 1/2 x 11"	22 3/8 x 14 3/16 x 10 1/4"	1	10	73.09	HWUS954/974	1	6.30	HDUS954	6	43.95
HQUS955CL	23 3/8 x 18 1/4 x 12"	22 3/8 x 16 1/2 x 11 1/4"	1	8	36.35	HWUS955/975	1	9.29	HDUS955	6	62.50
HQUS965MOBCL	23 3/8 x 18 1/4 x 12"	22 3/8 x 16 1/2 x 11 1/4"	1	11	73.66	HWUS955/975	1	9.29	HDUS955	6	62.50

* Overall height for mobile container will be increased by 3".

Clear-View Shelf Bins

- These bins are the industry standard for quality.
- Impervious to most chemicals.



Tough, durable, high density shelf bins are the industry standard for quality. These tri-clear polypropylene bins feature a molded-in label holder, built-in rear hangerlock which allows bins to tilt out for complete access when on shelving. A wide hopper front allows complete access to the contents of the bin. Edges are reinforced for added strength. They are designed for 12", 18" and 24" deep shelf units, racks or standard shelving. Bins are impervious to most chemicals. FOB Shipping Point.

CLEAR-VIEW SHELF BINS												
Product No.	Outside Dims. L x W x H	Inside Dims. L x W x H	Ctn. Qty.	Ctn. Wt. (lbs.)	Price Ea.	Divider	Ctn. Qty.	Price per Ctn.	No. of Bin QBC111	Cups per Bin QBC112		
HQSB100CL	11 5/8 x 2 1/4 x 4"	10 1/4 x 1 5/8 x 4"	36	13	\$2.06	-	-	-	3	0		
HQSB101CL	11 5/8 x 4 8/16 x 4"	10 1/4 x 3 x 4"	36	17	2.27	HDSB101	50	\$21.60	6	2		
HQSB102CL	11 5/8 x 6 5/8 x 4"	10 1/4 x 5 1/2 x 4"	30	18	3.51	HDSB102	50	25.45	9	4		
HQSB107CL	11 5/8 x 8 5/8 x 4"	10 1/4 x 7 7/8 x 4"	20	15	3.81	HDSB107	50	54.21	12	4		
HQSB109CL	11 5/8 x 11 1/8 x 4"	10 1/4 x 10 x 4"	8	7	5.71	HDSB109	50	65.68	18	6		
HQSB103CL	17 7/8 x 4 1/8 x 4"	16 1/2 x 3 x 4"	20	13	3.16	HDSB103	50	21.60	9	3		
HQSB104CL	17 7/8 x 6 5/8 x 4"	16 1/2 x 5 1/2 x 4"	20	16	4.33	HDSB104	50	25.45	15	6		
HQSB108CL	17 7/8 x 8 5/8 x 4"	16 1/2 x 7 7/8 x 4"	10	11	5.96	HDSB108	50	54.21	19	6		
HQSB110CL	17 7/8 x 11 1/8 x 4"	16 1/2 x 10 x 4"	8	11	9.45	HDSB110	50	65.68	29	8		
HQSB105CL	23 3/8 x 4 1/8 x 4"	22 3/8 x 3 x 4"	16	13	6.21	HDSB105	50	21.60	13	4		
HQSB106CL	23 3/8 x 6 5/8 x 4"	22 3/8 x 5 1/2 x 4"	8	9	8.66	HDSB106	50	25.45	21	8		
HQSB114CL	23 3/8 x 8 5/8 x 4"	22 3/8 x 7 7/8 x 4"	6	9	10.52	HDSB114	50	54.21	24	8		
HQSB116CL	23 3/8 x 11 1/8 x 4"	22 3/8 x 10 x 4"	6	10	12.91	HDSB116	50	65.68	35	16		

HEAVY DUTY CONTAINERS & TOTES



HDLY-2415
(bin sold separately)
Dolly w/1" Ledge. Black in color. 1,000 lb. cap.
Inside measures 24"L x 15"W.
Exterior size 28"L x 18½"W.
Wt. 14 (lbs.) Price Ea. **\$128.30**

Heavy Duty Attached Top Containers

- Strong, reliable and reusable totes.
- Ideal for storage, distribution and order picking.

Tops are permanently attached with steel hinges that interlock securely for stacking strength. Stack for maximized storage and nest when empty. Textured, non-slip bottom ensures smooth conveying. Ergonomically designed handles allow for easy lifting. Recessed lids ensure maximum load stability. Padlock eye provides security option allowing lids to be fastened and/or locked. Molded from high density, FDA approved polyethylene. Lids close securely to protect parts from dust or damage. Distribution container has an optional 3" x 5" adhesive clear label holder which attaches securely for easy part identification. FOB Shipping Point.

HQDL-2115 Clear Label Holder. Price Per Ctn./24 **\$35.30**



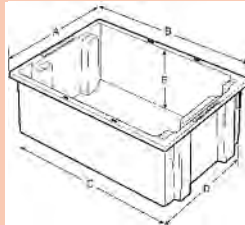
Product No.	OUTSIDE DIMENSION		INSIDE DIMENSION			Container Height	Volume (Cu. Ft.)	Cap. (gals.)	Wt. (lbs.)	Price Ea.
	Top L x W	Bottom L x W	Top L x W	Bottom L x W	Bottom L x W					
HQDC2012-7	20 x 11½"	18 x 10"	17¼ x 10¾"	17 x 9¾"	7½"	1.17	8.75	4	\$22.21	
HQDC2115-9	21½ x 15½"	19¼ x 13½"	20¼ x 14¼"	19 x 13"	9½"	1.27	9.5	6	22.78	
HQDC2115-12	21½ x 15½"	19¼ x 13½"	20¼ x 14¼"	19 x 13"	12¾"	1.67	12.5	7	24.68	
HQDC2115-17	21½ x 15½"	19¼ x 13½"	20¼ x 14¼"	19 x 13"	17¼"	2.31	17.25	8	28.13	
HQDC2213-12	22½ x 12¾"	19 x 10¾"	19¾ x 12"	18½ x 10¾"	11½"	1.64	12.25	6	26.26	
HQDC2420-12*	24 x 20"	21¼ x 17½"	22¾ x 18½"	21 x 17"	12½"	2.44	18.25	8	38.78	
HQDC2717-12	27 x 17¾"	24¼ x 16¾"	25¾ x 16"	24 x 14½"	12½"	2.5	18.75	8	35.18	
HQDC2515-14	24 x 15"	21¼ x 12¾"	22½ x 14"	20¾ x 12¼"	13¾"	2.2	16.5	7	39.83	
HQDC2820-15*	28 x 20¾"	25¾ x 18¾"	26 x 19"	25 x 18"	15½"	4.0	29.92	13	68.18	

*Cannot be used with HDLY-2415 Dolly sold above.


HDLY-3018 Dolly with padded rubber trim. 1,000 lb. capacity. Outside measures 30 x 18". Wt. 19 (lbs.), Price Ea. **\$122.34**

Stack & Nest Totes (SNTS's)

- The ultimate reusable container for storing and shipping.
- Made of USDA-accepting material that complies with FDA regulations for use in food processing.



High density polypropylene, injection molded for uniform wall thickness and added strength. Lids snap tightly and securely for a safe fit. Quick 180° turn offer space-saving stacking and nesting. Stacks 6 high. Fits 48" x 40" pallets (6 SNT190, 4 SNT230 per level). Usable in temperatures from -10° to 250°F. Available in (GY) Gray, (BL) Blue or (RD) Red – please specify. Sold in carton quantities. Optional clear, see-thru Stack and Nest Label Holder (HSNH010). FOB Shipping Point.



HDLY-3018 Dolly with Padded Rubber Trim (tote sold separately)

The **ULTIMATE** re-usable container for storing and shipping



Product No.	Outside Dimensions L x W x H	STACK & NEST TOTE Inside Dimensions					Qty. Ctn.	Cap. Cu. Ft.	Wt. (lbs.) Ctn.	Price Ea.	Product No.	Qty. Ctn.	LIDS Wt. (lbs.) Ctn.	Price Ea.
		A	B	C	D	E								
HSNT180	18 x 11 x 6"	10"	16"	15¼"	9¾"	5½"	6	0.5	12	\$11.14	HLID181	6	7	\$7.48
HSNT185	18 x 11 x 9"	10"	16"	15¾"	9½"	8"	6	0.76	15	13.46	HLID181	6	7	7.48
HSNT190	19½ x 15½ x 10"	14½"	17"	16"	13¼"	9¾"	6	1.2	23	20.87	HLID191	6	10	10.10
HSNT195	19½ x 15½ x 13"	14½"	17"	15¾"	13¾"	12¾"	6	1.7	26	21.69	HLID191	6	10	10.10
HSNT200	19½ x 13½ x 8"	12¾"	17½"	16¾"	11½"	7¾"	6	0.8	19	18.39	HLID201	6	10	11.27
HSNT225	23½ x 19½ x 10"	18¼"	20¾"	19¾"	16¾"	9¾"	3	2	18	26.31	HLID231	3	10	15.04
HSNT230	23½ x 19½ x 13"	18¾"	20¾"	19½"	16¾"	12¾"	3	2.6	22	31.32	HLID231	3	10	15.04
HSNT240	23½ x 15½ x 12"	14¼"	20¾"	19¾"	13"	11¾"	3	1.7	18	28.48	HLID241	3	8	15.86
HSNT300	29½ x 19½ x 15"	18¼"	26¾"	25¾"	16¾"	14¾"	3	3.7	21	53.84	HLID301	3	12	22.77

HSNH010 Optional Clear Label Holder. Sold 6/pkg. Price Per Pkg. **\$11.80**

HDLY-3018 Dolly with padded rubber trim. 1,000 lb. capacity. Outside measures 30 x 18". Wt. 19 (lbs.), Price Ea. **\$122.34**

STORAGE SYSTEMS



QUANTUM[®]
STORAGE
SYSTEMS

Bins Can:

- Stack or stand alone
- Be wall mounted
- Be used on single, double, or mobile systems.

Clear Tip Out Bins and Stands

- Tilt 45° for easy and comfortable access.
- An efficient, clean, and orderly solution for storing items in multiple commercial, industrial, and medical environments.

Available in 6 modular sizes and three exterior colors: Ivory, White or Gray -- please specify. FOB Shipping Point.




HQFS - 124-31



HQFS - 248-76



HQTF320-42



HQFS - 370-72



HQTB301

Available in **SIX** modular sizes

Product No.	No. of Compartments	CLEAR TIP OUT BINS		Wt. (lbs.)	Price Ea.
		Exterior W x D x H	Bin W x D x H		
HQTB309	9	23" x 2" x 3 3/8"	2 3/8" x 1 3/4" x 2 1/2"	2	\$19.67
HQTB306	6	23" x 3" x 4 1/2"	3 1/2" x 2" x 3 3/4"	3	23.32
HQTB305	5	23" x 5 1/4" x 6 1/2"	4 1/4" x 3" x 5 1/2"	5	32.61
HQTB304	4	23" x 6" x 8 1/2"	5" x 5" x 7 1/2"	7	54.48
HQTB303	3	23" x 7 3/4" x 9 1/2"	7" x 5" x 8 3/8"	9	59.95
HQTB302	2	23" x 9 1/8" x 14"	11 1/8" x 8" x 13 3/8"	14	123.82
HQTB301	1	11 3/4" x 9 1/8" x 14"	11 1/8" x 8" x 13 3/8"	7	81.85

Product No.	No. Cups	Size W x D x H	Total Tip Out Bins Includes		Wt. (lbs.)	Price Ea.
SINGLE SIDED						
HQFS-124-31	31	23" x 14" x 24"	HQTB304, 3 HQTB306, HQTB309		30	\$357.68
HQFS-148-38	38	23" x 14" x 48"	HQTB302, HQTB303, HQTB304, HQTB305, HQTB306, 2 HQTB309		62	566.93
HQFS-170-36	36	23" x 14" x 70"	4 HQTB303, 2HQTB304, 2 HQTB305, HQTB306		84	725.01
DOUBLE SIDED						
HQFS-224-62	62	23" x 14" x 24"	2 HQTB304, 6 HQTB306, 2 HQTB309		64	550.20
HQFS-248-76	76	23" x 14" x 48"	2 HQTB302, 2 HQTB303, 2 HQTB304, 2 HQTB305, 2 HQTB306, 4 HQTB309		117	1,088.10
HQFS-270-72	72	23" x 14" x 70"	8 HQTB303, 4 HQTB304, 4 HQTB305, 2 HQTB306		169	1,349.02
MOBILE DOUBLE SIDED						
HQFS-324-62	62	23" x 14" x 24"	2 HQTB304, 6 HQTB306, 2 HQTB309		72	678.83
HQFS-348-76	76	23" x 14" x 48"	2 HQTB302, 2 HQTB303, 2 HQTB304, 2 HQTB305, 2 HQTB306, 4 HQTB309		226	1,216.72
HQFS-370-72	72	23" x 14" x 70"	8 HQTB303, 4 HQTB304, 4 HQTB305, 2 HQTB306		178	1,477.65
PORTABLE CARRYING FRAME						
HQTF320-42	42	24 x 3 x 12"	4 HQTB306, 2 HQTB309		24	254.03

Quantum Cross Stack Tubs

- FDA approved tote nests when empty or can be turned 90° to stack.
- Easy access to items when stacked.

Ideal for production, assembly or order picking. Injection molded from high impact polyethylene -- won't crack, rust, or corrode. Easy to clean and maintain. Built in handles and bottom grooves make handling easy. Handles up to 100 lb. loads. 8-3/4" position drill holes on bottom for drainage. Available in Gray, Blue or White -- please specify. HTUB2516-8 and HLD2516-8 are available in Red, Yellow, Gray, Blue or White -- please specify. FOB Shipping Point.



Mobile Tub Racks

Aluminum Tub Rack transports and stores all kinds of products. Cart comes complete with tubs. Roll on 5" rubber wheel casters. Available in Gray, Blue, White, Red or Yellow -- please specify. FOB Shipping Point.



QUANTUM[®]
STORAGE
SYSTEMS



HTR1-2516-8



HTR3-2516-8



HTR6-2516-8

Product No.	Size L x W x H	CROSS STACK TUBS		Wt. (lbs.)	Price Ea.
		Ctn. Qty.			
HTUB1711-8	17 1/4" x 11" x 8"	6		14	\$8.19
HTUB1711-12	17 1/4" x 11" x 12"	6		17	12.31
HTUB2417-8	23 3/4" x 17 1/4" x 8"	6		25	16.96
HTUB2417-12	23 3/4" x 17 1/4" x 12"	6		30	19.54
HTUB2516-8	25 1/2" x 16" x 8 1/2"	6		20	16.47
LIDS					
HLD1711	17 1/4" x 11"	6		9	7.90
HLD2417	23 3/4" x 17 1/4"	6		13	12.88
HLD2516-8	25 1/2" x 16"	6		13	12.64
CLEAR LABEL HOLDER					Price/Pkg
HSNH010	3 x 5"	6		1	11.80

Product No.	Size L x W x H	MOBILE TUB RACKS		Wt. (lbs.)	Price Ea.
		No. Cross Stack Tubs			
HTR6-2516-8	27" x 19" x 71"	6		58	\$545.91
HTR5-2516-8	27" x 19" x 61"	5		54	537.54
HTR4-2516-8	27" x 19" x 51"	4		46	516.39
HTR3-2516-8	27" x 19" x 41"	3		33	457.38
HTR2-2516-8	27" x 19" x 31"	2		25	304.37
HTR1-2516-8	27" x 19" x 19"	1		13	226.13

GIANT BIN STORAGE



Giant Open Hopper Stackable Bins & Storage Systems

- Extra large heavy duty polyethylene bins have up to 100 lbs. stack capacity per bin.
- Ultra thick walls and reinforced ribs for strength and stability.

Designed for multiple uses -- can be stacked up to 6 high to create a sturdy, tall and complete storage system. HQGH700 available Gray, Blue, Ivory, Black, Red or Clear -- please specify. HQGH600 & HQGH800 available in Gray, Blue, Red or Clear -- please specify. FOB Shipping Point.

Product No.	Outside Size L x W x H	GIANT OPEN HOPPER STACKABLE BINS				WINDOW			
		Ctn. Qty.	Wt. (lbs.) Ctn.	Price Ea.	Price Ea. CLEAR**	Product No.	Pkg. Qty.	Price Per Pkg.	
HQGH600*	17½ x 10½ x 12½"	4	12	\$14.27	\$16.40	HWGH600	4	\$17.96	
HQGH700	15½ x 19½ x 12½"	3	13	18.30	21.04	HWGH700	3	18.19	
HLGH700	Label - 3 pkg.	-	1	1.65					
HQGH800*	17½ x 16½ x 12½"	2	8	18.14	20.86	HWGH800	2	11.29	


*Available in Gray, Blue and Red -- please specify.

**To order Clear Bins please add the suffix "CL" to the end of the Product No.



Shelving Units With Stackable Storage Bins

Features 475 lb. capacity per shelf. Cross bracing for increased stability. Smooth powder coat finish. Easy assembly. FOB Shipping Point.



Product No.	SHELVING UNIT WITH STACKABLE STORAGE BINS			
	No. Bins	Bin Size	Wt. (lbs.)	Price Ea.
HQSBU-600	15	17½ x 10½ x 12½"	112	\$516.61
HQSBU-600800	6	17½ x 10½ x 12½"	112	484.99
	6	17½ x 16½ x 12½"		
HQSBU-700	10	15½ x 19½ x 12½"	112	541.05
HQSBU-800	10	17½ x 16½ x 12½"	112	487.46

Giant Open Hopper Bin Storage System

- Design your own ideal heavy duty system.

Sold complete with shelving and bins. 350 lb. capacity per shelf. Bins available in Yellow, Blue, Red, Green, Ivory and Black -- please specify. FOB Shipping Point.

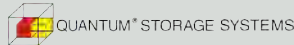
Product No.	Size D x W x H	Qty. Bins	No. Shelves	Wt. (lbs.)	Price Ea.
HQSBU-230240	12 x 36 x 75"	36-HQUS230, 12-HQUS240	10	143	\$686.57
HQSBU-239	12 x 36 x 75"	28 - HQUS239	8	141	621.14
HQSBU-240	12 x 36 x 75"	28 - HQUS240	8	146	679.60
HQSBU-245	12 x 36 x 75"	24 - HQUS245	7	138	651.09
HQSBU-250	12 x 36 x 75"	14 - HQUS250	8	132	540.51
HQSBU-255	18 x 36 x 75"	21 - HQUS255	8	158	752.01
HQSBU-260	18 x 36 x 75"	15 - HQUS260	6	133	702.62
HQSBU-265	18 x 36 x 75"	24 - HQUS265	7	146	829.88
HQSBU-270	18 x 36 x 75"	10 - HQUS270	6	123	595.18

INDUSTRIAL DUTY HOPPER BINS & TOTES

MAGNUM Series Giant Hopper Bins

- Simply the strongest plastic bins made.
- Extra strong injection molded virgin polyethylene bins are perfect for storing and transporting large parts or components.

Hopper front allows immediate access and instant visibility. Ribbed reinforced walls ensure superior strength, wide ledges allow for 150 lb. stack capacity per bin and interlock for positive stacking. Bins have molded in label holders and 3 divider slots. Impervious to most industrial solvents, corrosion, rust and rot resistant. Withstands temperatures for -40°F to +180°F. Molded label holders. Optional clear windows maximize storage capacity, prevent spillage and protect parts from dust and dirt. Window converts bin into a true tote while allowing for inspection of parts. Optional dividers keep contents organized, providing maximum storage capacity. Available in (BK) Black, (YL) Yellow, (RD) Red, (GN) Green or (BL) Blue – please specify. FOB Shipping Point.



NEW!!! Mobile MAGNUM Bins

- Bin comes with 2 rigid and 2 swivel 3" casters.
- Allows for 300 lb. mobile capacity.
- Stacks on each other with casters in place.
- FOB Shipping Point.

Product No.	Outside Dim. L x W x H	Inside Dim. L x W x H	Wt. (lbs.)	Price Ea.
HQMS843MOB	29 x 18½ x 11½"	26¾ x 17¼ x 11"	14	\$70.35

HQMS843MOB

Product No.	Outside Dimensions L x W x H	Inside Dimensions L x W x H	Qty. Ctn.	Wt. (lbs.) Ctn.	Price Ea.	CLEAR WINDOWS			DIVIDERS					
						Product No.	Pkg. Qty.	Wt. (lbs.) Ctn.	Price Per Pkg.	Product No.	Size D x H	Pkg. Qty.	Wt. (lbs.) Ctn.	Price Per Pkg.
HQMS531	19" x 12½" x 5½"	17¾" x 11¼" x 5½"	6	12	\$13.61	HWMS531	6	3	\$25.49	HDMS531	19" x 5½"	6	3	\$31.54
HQMS532	19" x 12" x 7"	17¾" x 11¼" x 7"	6	24	15.47	HWMS532	6	3	30.33	HDMS532	19" x 7"	6	3	37.90
HQMS533	19" x 12" x 11"	17¾" x 11¼" x 11"	3	14	18.61	HWMS533	3	3	16.33	HDMS533	19" x 11½"	3	3	22.67
HQMS543	19" x 18" x 11½"	17¾" x 17¼" x 11"	1	6	25.54	HWMS543	1	1	6.09	HDMS543	19" x 11½"	1	1	7.56
HQMS743	29 x 18½ x 11½"	26¾ x 17¼ x 11"	1	10	35.18									



HMSU-531



HMSU-532



HMSU-533



HMSU-543

Magnum Bin Units

- Complete organizational packages.
- The ideal solution for storage, organization and easy retrieval of small and large parts.

These ultra heavy-duty shelving systems incorporate Giant Hopper Bins shown above. Five combinations solve any storage requirements. Bins offer optional clear window fronts as well as dividers for maximum storage capacity – both shown above. Shelving is tough 42"W. with a 475 lb. capacity per shelf. Smooth powder coat finish won't rust or corrode. Bins available in Blue, Yellow, Green, Red or Black – please specify. FOB Shipping Point.

Product No.	Size L x W x H	MAGNUM BIN UNITS		Wt. (lbs.)	Price Ea.
		No. Shelves	Bin Qty.		
HMSU-531	18 x 42 x 75"	10	27-HQMS531	181	\$812.01
HMSU-532	18 x 42 x 75"	8	21-HQMS532	191	802.24
HMSU-533	18 x 42 x 75"	6	15-HQMS533	157	659.50
HMSU-543	18 x 42 x 75"	6	10-HQMS543	141	658.61
HMSU16-MIX	18 x 42 x 75"	7	4-HQMS543, 3-HQMS533 6-HQMS532, 3-HQMS531	173	718.97



HMSU-16-MIX

COLLAPSIBLE BOXES, CARTS & TOTES



Magnum Bin Transport Carts

- Strong and reliable.

All welded construction with 1½" x ¾" thick angle frame construction. Twin 1½" tubular handles with smooth radius bend. Bolt on urethane casters, 2 swivel and 2 rigid, for easy replacement and superior tracking. Bins available in Black, Blue, Green, Red, and Yellow -- please specify. FOB Shipping Point.



Product No.	MAGNUM BIN TRANSPORT CARTS		Wt. (lbs.)	Price Ea.
	Cart Size D x W x H	No. of Bins		
5 x 1½" URETHANE CASTERS, 1,200 LB. LOAD CAPACITY				
HMTT-1842-543	18 x 42 x 47"	6	204	\$671.10
HMTT-3042-743	30 x 42 x 47"	6	238	891.54
5 x 2" URETHANE CASTERS, 3,000 LB. LOAD CAPACITY				
HMTT-1860-543	18 x 60 x 47"	9	256	897.97
HMTT-3060-743	30 x 60 x 47"	9	290	1,218.16
HMTT-1878-543	18 x 78 x 47"	12	332	1,111.74
HMTT-3078-743	30 x 78 x 47"	12	380	1,542.16

Collapsible Bulk Box

- Used for heavy loads, components and even food products.

Collapsible Bulk Box provides a practical approach to large volume or large part material handling, storage and transport. These reusable and returnable containers allow you to ship, handle, pick, store and distribute your products while increasing productivity and profitability. Quantum's Collapsible Bulk Box comes in a standard pallet size footprint measuring 48"L x 45"W. It can be collapsed down to 12.76"H. in seconds. Bulk containers stack perfectly loaded or when folded down to minimize storage space. Fork openings provide easy lifting. Can withstand temperatures between -20° and 250°F.

Available in Black. FOB Shipping Point.

Outside Dim. 48"L x 45"W x 33.9"H.

Inside Dim. 44.5"L x 41.5"W x 28.2"H.

HQBB-4845-34 Wt. 118 (lbs.) Price Ea. \$457.29

HLID-4845 Optional Lid, Wt. 15 (lbs.) Price Ea. \$109.51



Two access drop doors allows easy loading and unloading



Easy opening and collapsing of Bulk Box's side walls



Collapses to a fraction of its full height

Heavy Duty Straight Wall Stacking Container

- Maximizes work space when used for shipping, storage or work-in progress.
- Straight wall design allows for modular stacking of all sizes on standard pallet.

Reinforced corners allowing this strong container to hold the heaviest of loads provide greater strength and durability. Injection molded from high-density polyethylene. Handgrips on 2 sides make the container easy to handle and carry. Gray in color. FOB Shipping Point.



Product No.	HEAVY DUTY STRAIGHT WALL STACKING CONTAINER		Wt. (lbs.)	Price Ea.
	Size L x W x H	Volume (cu. ft.)		
HRSO1207-5	12 x 7.4 x 5"	0.1	2	\$11.48
HRSO1215-5	12 x 15 x 5"	0.3	2	18.00
HRSO1215-7	12 x 15 x 7.5"	0.5	3	20.84
HRSO2415-5	24 x 15 x 5"	0.7	4	25.37
HRSO2415-7	24 x 15 x 7.5"	1.1	5	27.28
HRSO2415-9	24 x 15 x 9.5"	1.4	5	33.01
HRSO2422-11	24 x 22.5 x 11"	3.5	8	49.93
LID FOR STRAIGHT WALL CONTAINER				
Product No.	Size L x W	Wt. (lbs.)	Price Ea.	
HLID1215	12 x 15"	2	\$8.35	
HLID2415	24 x 15"	2	13.35	

HQDL-2115 Optional 3" x 5" adhesive clear label holder which attaches securely for easy part identification.

Ctn. Qty. 24. Wt. 1 (lbs.)/Ctn. Price Per Ctn. \$35.30

Tool Caddy

- Industrial strength, hand-held caddy is ideal for tools and supplies.
- Deep compartments make transporting tools, supplies and loose parts easy.

Portable, high-density polypropylene caddy has extra strength ribs for support. Available in Gray or Blue -- please specify. FOB Shipping Point.




Product No.	Size L x W x H	Ctn. Qty	Wt. (lbs.)	Price Ea.
HTC-500	18¼ x 13¼ x 8¼"	6	13	\$8.33

DIVIDABLE GRID CONTAINERS

Dividable Grid Containers

- Injection molded from high density FDA approved polyethylene.
- Resists most solvents and chemicals.

Can be used in industrial, commercial, electronic and health care industries for storage, assembly, fabrication and distribution applications. Compatible with most racks, shelving and automated, material handling equipment. Stacking rims and multi-ribbed external sides provide high impact strength. Large, smooth surface area on all four sides for content identification. Molded-in stacking ridge assures containers will stack securely with our without covers. Available in Blue, Red, Gray or Clear -- please specify. FOB Shipping Point. Containers can be divided by length and/or with allowing subdivision down to a 1 1/2" square compartment size -- available in Gray.



Containers can be divided by length and/or width allowing a subdivision down to a 1 1/2" square compartment size.



Cover protects contents from damage or dust in shipping and storage -- available in standard colors.



Optional velcro clear card holder fits any size container - available in 3 sizes.

CARD HOLDERS - 6/PKG.

Product No.	Fits Containers	Price/Pkg.
HBL2X8	H91035, H92035, H93030	\$11.59
HBL3X5	H91050, H92060, H93060	\$12.42
HBL5X8	H92080, H93080, H93120	\$13.05

10" LENGTH									DIVIDABLE GRID CONTAINER CLEAR**			LONG DIVIDER 10 1/2" L.			SHORT DIVIDER 8 1/2" W.			COVERS (Standard colors)			CLEAR COVERS		
Product No.	Outside Dim. L x W x H	Inside Dim. L x W x H	Cu. Cap.	Wt. (lbs.)	Ctn. Qty.	Ctn. Wt. (lbs.)	Price Ea.	Price Ea.	Product No.	Pkg. Qty.	Price Ea.	Product No.	Pkg. Qty.	Price/Pkg.	Product No.	Ctn. Qty.	Price Ea.	Product No.	Ctn. Qty.	Price Ea.			
HDG91025	10 1/2 x 8 1/2 x 2 1/2"	9 3/8 x 6 1/2 x 2"	0.07	50	20	16	\$5.58	7.42	HDL91025	6	\$4.67	HDS91025	6	\$4.22	HCOV91000	10	\$3.13	HCOV91000CL	10	\$5.01			
HDG91035	10 1/2 x 8 1/2 x 3 1/2"	9 3/8 x 6 1/2 x 3"	0.10	50	20	24	5.75	7.85	HDL91035	6	4.82	HDS91035	6	4.35	HCOV91000	10	3.13	HCOV91000CL	10	5.01			
HDG91050	10 1/2 x 8 1/2 x 5"	9 3/8 x 6 1/2 x 4"	0.19	50	20	32	5.98	8.14	HDL91050	6	4.94	HDS91050	6	4.41	HCOV91000	10	3.13	HCOV91000CL	10	5.01			
16 1/2" LENGTH									16 1/2" L.			10 1/2" W.											
HDG92035	16 1/2 x 10 1/2 x 3 1/2"	14 1/4 x 9 1/4 x 3"	0.24	75	12	23	7.77	9.79	HDL92035	6	9.58	HDS92035	6	4.82	HCOV92000	4	6.01	HCOV92000CL	4	7.33			
HDG92050	16 1/2 x 10 1/2 x 5"	14 1/4 x 9 1/4 x 4 1/2"	0.36	75	12	25	9.18	13.42	HDL92050	6	9.64	HDS92050	6	4.93	HCOV92000	4	6.01	HCOV92000CL	4	7.33			
HDG92060	16 1/2 x 10 1/2 x 6"	14 1/4 x 9 1/4 x 5 1/2"	0.44	75	8	20	9.46	14.27	HDL92060	6	11.00	HDS92060	6	9.41	HCOV92000	4	6.01	HCOV92000CL	4	7.33			
HDG92080	16 1/2 x 10 1/2 x 8"	14 1/4 x 9 1/4 x 7 1/2"	0.60	75	8	27	12.18	17.28	HDL92080	6	12.17	HDS92080	6	11.35	HCOV92000	4	6.01	HCOV92000CL	4	7.33			
22 1/2" LENGTH									22 1/2" L.			17 1/2" W.											
HDG93030	22 1/2 x 17 1/2 x 3"	20 1/2 x 15 1/2 x 2 1/2"	0.44	85	6	20	13.03	19.01	HDL93030	6	11.41	HDS93030	6	10.35	HCOV93000	3	8.43	HCOV93000CL	3	13.57			
HDG93060	22 1/2 x 17 1/2 x 6"	20 1/2 x 15 1/2 x 5 1/2"	0.97	85	3	19	14.12	21.16	HDL93060	6	13.47	HDS93060	6	10.70	HCOV93000	3	8.43	HCOV93000CL	3	13.57			
HDG93080	22 1/2 x 17 1/2 x 8"	20 1/2 x 15 1/2 x 7 1/2"	1.32	85	3	16	19.04	28.04	HDL93080	6	15.76	HDS93080	6	12.52	HCOV93000	3	8.43	HCOV93000CL	3	13.57			
HDG93120	22 1/2 x 17 1/2 x 12"	20 1/2 x 15 1/2 x 11 1/2"	2.03	85	3	23	24.89	32.11	HDL93120	6	31.22	HDS93120	6	30.28	HCOV93000	3	8.43	HCOV93000CL	3	13.57			

** To order Clear Containers please add the suffix "CL" to the end of the Product No.


Conductive Dividable Grid Containers

- Injection molded with a carbon filled copolymer polypropylene.
- Protects sensitive electronic components from typical electromagnetic interference (EMI).

Can be used for storage and transportation of electronic components and parts, assemblies, and loaded circuit boards. Electrostatic Decay Rate is tested to meet Mil Spec Mil-B-81075B at less than 0.1 seconds. Surface Resistivity is less than 105 Ohms - per - square when tested per ASTM - D527. Containers can be divided by length and/or width allowing subdivision down to a 1 1/2" square compartment size. FOB Shipping Point.

CARD HOLDERS - 6/PKG.

Product No.	Fits Containers	Price/Pkg.
HBL2X8CO	H91035CO, H92035CO, H93030CO	\$15.17
HBL3X5CO	H91050CO, H92060CO, H93060CO	\$16.19
HBL5X8CO	H92080CO, H93080CO, H93120CO	\$17.02



10" LENGTH									CONDUCTIVE DIVIDABLE GRID CONTAINER			LONG DIVIDER 10 1/2" L.			SHORT DIVIDER 8 1/2" L.			COVER		
Product No.	Outside Dim. L x W x H	Inside Dim. L x W x H	Cu. Cap.	Wt. (lbs.)	Ctn. Qty.	Ctn. Wt. (lbs.)	Price Ea.	Price Ea.	Product No.	Pkg. Qty.	Price Per. Pkg.	Product No.	Pkg. Qty.	Price Per. Pkg.	Product No.	Ctn. Qty.	Price Ea.	Product No.	Ctn. Qty.	Price Ea.
HDG91025CO	10 1/2 x 8 1/2 x 2 1/2"	9 3/8 x 6 1/2 x 2"	0.07	50	20	16	\$9.91	10.77	HDL91025CO	6	\$8.29	HDS91025CO	6	\$7.82	HCOV91000CO	10	\$4.66	HCOV91000CO	10	\$4.66
HDG91035CO	10 1/2 x 8 1/2 x 3 1/2"	9 3/8 x 6 1/2 x 3"	0.10	50	20	24	10.77	14.12	HDL91035CO	6	10.11	HDS91035CO	6	8.29	HCOV91000CO	10	4.66	HCOV91000CO	10	4.66
HDG91050CO	10 1/2 x 8 1/2 x 5"	9 3/8 x 6 1/2 x 4"	0.19	50	20	32	13.20	18.12	HDL91050CO	6	12.11	HDS91050CO	6	9.70	HCOV91000CO	10	4.66	HCOV91000CO	10	4.66
16 1/2" LENGTH									16 1/2" L.			10 1/2" W.								
HDG92035CO	16 1/2 x 10 1/2 x 3 1/2"	14 1/4 x 9 1/4 x 3"	0.24	75	12	23	15.37	20.93	HDL92035CO	6	15.93	HDS92035CO	6	10.11	HCOV92000CO	4	9.62	HCOV92000CO	4	9.62
HDG92050CO	16 1/2 x 10 1/2 x 5"	14 1/4 x 9 1/4 x 4 1/2"	0.36	75	12	25	17.81	24.68	HDL92050CO	6	20.93	HDS92050CO	6	12.12	HCOV92000CO	4	9.62	HCOV92000CO	4	9.62
HDG92060CO	16 1/2 x 10 1/2 x 6"	14 1/4 x 9 1/4 x 5 1/2"	0.44	75	8	20	18.87	26.48	HDL92060CO	6	21.99	HDS92060CO	6	18.52	HCOV92000CO	4	9.62	HCOV92000CO	4	9.62
HDG92080CO	16 1/2 x 10 1/2 x 8"	14 1/4 x 9 1/4 x 7 1/2"	0.60	75	8	27	24.68	32.11	HDL92080CO	6	28.64	HDS92080CO	6	21.11	HCOV92000CO	4	9.62	HCOV92000CO	4	9.62
22 1/2" LENGTH									22 1/2" L.			17 1/2" W.								
HDG93030CO	22 1/2 x 17 1/2 x 3"	20 1/2 x 15 1/2 x 2 1/2"	0.44	85	6	20	34.63	44.01	HDL93030CO	6	23.87	HDS93030CO	6	21.32	HCOV93000CO	3	16.45	HCOV93000CO	3	16.45
HDG93060CO	22 1/2 x 17 1/2 x 6"	20 1/2 x 15 1/2 x 5 1/2"	0.97	85	3	19	37.42	48.04	HDL93060CO	6	27.34	HDS93060CO	6	23.87	HCOV93000CO	3	16.45	HCOV93000CO	3	16.45
HDG93080CO	22 1/2 x 17 1/2 x 8"	20 1/2 x 15 1/2 x 7 1/2"	1.32	85	3	16	44.01	52.47	HDL93080CO	6	33.81	HDS93080CO	6	26.81	HCOV93000CO	3	16.45	HCOV93000CO	3	16.45
HDG93120CO	22 1/2 x 17 1/2 x 12"	20 1/2 x 15 1/2 x 11 1/2"	2.03	85	3	26	52.47	68.04	HDL93120CO	6	58.04	HDS93120CO	6	55.27	HCOV93000CO	3	16.45	HCOV93000CO	3	16.45

STORAGE SYSTEMS & TILTVIEW™ BINS



Steel Storage Cabinets

- Two cabinets fit side by side on standard 36"W. shelving.

Drawers are removable and are rust, corrosion and dent proof. No sharp edges to damage parts. Unique rear stop tab on each drawer prevents spills. H19 series includes one drawer color per cabinet -- Red, Blue, Yellow, Gray or Black... please specify. FOB Shipping Point.

Polystyrene Drawers

- 1) Heavy duty welded-steel frame and Charcoal Gray powder coated finish.
- 2) Strong high-impact polystyrene drawers.
- 3) Molded-in label holder and transparent window allow instant content identification.



Storage-Go-Round

- Holds up to 1,000 lbs. of parts.

Access 20 cabinets and as many as 560 drawers in less than three square feet of floor space. Accommodates the 19-Series Steel Cabinets -- mix or match a quantity of 20 (sold separately). Swing diameter 43". Overall size 31"L x 31"W x 60"H. Assembly required. FOB Shipping Point.

H98325 Storage-Go-Round with turntable base

(Storage Drawer Cabinets sold separately)

H19 SERIES HEAVY-DUTY CABINETS**						
Product No.	Description	Overall Size W x H x D	No. Drawers Per Cabinet	Drawer Dimensions W x H x D	Wt. (lbs.)	Price Ea.
H19228	Storage Cabinet*	17 x 11 x 11"	28	2 3/8 x 2 1/8 x 10 1/8"	21	\$125.61
H19320	Storage Cabinet*	17 x 11 x 11"	20	3 3/8 x 2 1/8 x 10 1/8"	21	124.37
H19416	Storage Cabinet*	17 x 11 x 11"	16	4 x 2 1/8 x 10 1/8"	19	124.42
H19715	Storage Cabinet*	17 x 11 x 11"	15	3 3/8 x 3 3/8 x 10 1/8"	19	122.58
H19909	Storage Cabinet*	17 x 11 x 11"	9	5 3/8 x 3 3/8 x 10 1/8"	18	116.34
H19109	Security Cabinet w/ locking door	17 x 11 x 11"	9	5 3/8 x 3 3/8 x 10 1/8"	20	157.22

EXTRA CROSS DIVIDERS		
Product No.	Ctn Qty.	Pkg Price.
H40228	25	\$13.96
H40320	25	13.33
H40416	25	12.09
H40715	25	13.34
H40909	25	16.84
H40909	25	16.84

H17 SERIES LIGHT-DUTY CABINETS						
Product No.	Description	Overall Size W x H x D	No. Drawers Per Cabinet	Drawer Dimensions W x H x D	Wt. (lbs.)	Price Ea.
H17018	Storage Cabinet	18 x 6 x 9 1/2"	18	2 1/4 x 2 1/2 x 5 1/4"	10	77.96

* Available with a locking door when ordered in quantities of 50 or more.
** Two removable dividers and one label per drawer included.



H06702



H06704



H06705



H06703



H06706

TiltView™ Bins & Racks

- Space-saving bin system improves organization & efficiency.
- Perfect for healthcare, retail, supply rooms & offices.

TiltView™ storage bin frames are made from a high-impact polystyrene and are ideal for small and medium-sized parts and components. Bins tilt out smoothly to allow easy access of items and can be removed for cleaning. They keep parts clean by keeping out dust and dirt. Bins can be stacked, wall mounted or used with optional rail systems. Choose from 6 sizes. Stone in color. FOB Shipping Point.

TILTVIEW™ BINS & RACKS				
Product No.	No. of Bins	Size L x W x H	Wt. (lbs.)	Price Ea.
H06702	2	12 3/8 x 23 5/8 x 14"	13	\$118.16
H06703	3	7 1/8 x 23 3/8 x 9 7/8"	7	57.21
H06704	4	6 1/8 x 23 3/8 x 8 3/8"	6	51.99
H06705	5	5 1/8 x 23 3/8 x 6 1/2"	4	31.60
H06706	6	3 1/4 x 23 3/8 x 4 1/2"	3	22.25



TiltView™ Wall Mount Frames and Rails

Available in 24", 48" and 70" lengths. 16 gauge steel frames make a stacking system where bin units are easily stacked and removed securely. Bins sold separately; requires hardware pack for each set of bins. Rails are sold two per set. FOB Shipping Point.



Frame w/optional bins.


TiltView™ Hardware Pack

Includes 2 Discs and 2 Screws.
HTVHDWR Wt. 1 (lb.) Price Per Set \$2.45

TiltView™ Locking Rod

Locking rod keeps the contents of bins secure. Rods easily attach to unit and keep the bins from opening.


HTVLR Ctn. Qty. 12 Wt. 2 (lb.) Price per Ctn. \$88.16



Rails

TILTVIEW™ WALL MOUNT FRAMES AND RAILS									
Product No.	Description	QUANTITIES OF BINS TO FIT						Wt. (lbs.)	Price Ea.
		H06702	H06703	H06704	H06705	H06706	H06709		
HTV24F	24" Frame	1	2	3	3	5	8	4	\$57.37
HTV48F	48" Frame	3	5	6	7	10	16	6	70.48
HTV70F	70" Frame	5	7	8	10	15	23	8	80.36
HTV24R	24" Rail	1	2	3	3	5	8	3	36.18
HTV48R	48" Rail	3	5	6	7	10	16	5	44.73
HTV70R	70" Rail	5	7	8	10	15	23	6	59.66

BINS & TOTES



ESD BINS (BLACK ONLY)							
Product No.	Outside Dim. L x W x H	Inside Dim. L x W x H	X*	Bin Load Cap. On Rack (lbs.)	Ctn. Qty.	Ctn. Wt. (lbs.)	Price Ea.
H30210ESD	5 1/2 x 4 1/2 x 3"	4 3/4 x 3 1/2 x 2 1/8"	4"	10	24	5	\$4.42
H30220ESD	7 x 4 1/2 x 3"	6 1/2 x 3 3/8 x 2 1/8"	6"	10	24	8	5.93
H30230ESD	10 1/2 x 5 1/2 x 5"	10 1/4 x 4 3/4 x 4 3/4"	9"	30	12	10	13.72
H30235ESD	10 1/2 x 11 x 5"	10 1/4 x 10 x 4 3/4"	9"	50	6	10	21.49
H30240ESD	14 1/2 x 8 1/2 x 7"	14 x 6 5/8 x 6 3/4"	12"	60	12	24	35.51

X* is inside bottom dimension.



Super-Size Akro Bins

- **Helps control inventories, shorten assembly times and minimize parts handling. Easy to carry large handle molded onto back of bin.**
- **Heavy-duty bins securely stack atop each other -- or sit on shelving.**

Molded of high-density polypropylene these durable bins are unaffected by weak acids and alkalis. Sturdy, one-piece construction is water, rust and corrosion-proof. Guaranteed not to crack or break under normal load conditions. Autoclavable up to 250°F. Available in Red, Yellow or Blue -- please specify. FOB Shipping Point.

Product No.	Top O.D. L x W x H	Max Capacity per Bin (lbs.)	Ctn. Qty.	Ctn. Wt. (lbs.)	Price Ea.
SUPER SIZE AKRO BINS					
H30280	20 x 12 1/2 x 6"	200	4	10	\$12.54
H30281	20 x 12 1/2 x 8"	200	3	9	14.24
H30282	20 x 12 1/2 x 12"	200	2	8	17.13
H30283	20 x 18 1/2 x 12"	300	1	7	23.51
H30284	23 1/2 x 8 1/2 x 7"	200	4	12	21.97
H30286	23 1/2 x 11 x 7"	200	4	16	25.75
H30287	23 1/2 x 11 x 10"	300	4	17	26.87
H30288	23 1/2 x 16 1/2 x 11"	300	1	6	29.19
H30289	23 1/2 x 18 1/2 x 12"	300	1	9	29.67
H30290	29 1/4 x 18 1/2 x 12"	300	1	8	32.39
H30292	29 1/2 x 11 x 10"	300	4	20	32.25
H30293	29 1/2 x 16 1/2 x 11"	300	1	7	35.01

AkroBins, ESD Bins, Dividers & Lids

- **Control inventories, shorten assembly times, and minimize parts handling.**
- **Sturdy one-piece polypropylene construction.**
- **Optional lengthwise dividers keep items separated in the bin.**
- **Optional "See-through" crystal styrene lids keep contents dust-free and protected -- call for information.**

AkroBins are heavy-duty and securely stack on top of each other, sit on shelving, and hang from racks, panels, rails and carts. Unaffected by weak acids and alkalis the sturdy one piece construction is water, rust, and corrosion-proof. Finger grip allows for easy handling. Large label slot for easy identification of contents. Autoclavable up to 250°F. Guaranteed not to crack or break under normal load conditions as stated in the 1-year limited warranty. ESD Bins dissipate electrostatic charges which can severely damage sensitive electronic components. Optional dividers and labels available. AkroBins available in Red, Yellow, Blue, Green, Black, Stone and Semi-Clear--please specify. ESD available in Black only. FOB Shipping Point.

AKRO BINS							
Product No.	Outside Dim. L x W x H	Inside Dim. L x W x H	X*	Bin Load Cap. On Rack (lbs.)	Ctn. Qty.	Ctn. Wt. (lbs.)	Price Ea.
H30210	5 1/2 x 4 1/2 x 3"	4 3/4 x 3 1/2 x 2 1/8"	4"	10	24	5	\$1.27
H30220	7 x 4 1/2 x 3"	6 1/2 x 3 3/8 x 2 1/8"	6"	10	24	8	2.25
H30224	10 1/2 x 4 1/2 x 4"	10 1/4 x 3 3/8 x 3 3/8"	9"	30	12	7	3.39
H30230	10 1/2 x 5 1/2 x 5"	10 1/4 x 4 3/4 x 4 3/4"	9"	30	12	10	5.67
H30234	14 1/2 x 5 1/2 x 5"	14 1/8 x 4 3/4 x 4 3/4"	12 3/8"	50	12	13	6.45
H30235	10 1/2 x 11 x 5"	10 1/4 x 10 x 4 3/4"	9"	50	6	10	8.75
H30239	10 1/2 x 8 1/2 x 7"	10 x 6 5/8 x 6 3/4"	8"	50	6	10	9.40
H30240	14 1/2 x 8 1/2 x 7"	14 x 6 5/8 x 6 3/4"	12"	60	12	24	11.16
H30250	14 1/2 x 16 1/2 x 7"	14 x 14 1/4 x 6 3/4"	12"	75	6	21	15.67
H30255	10 1/2 x 16 1/2 x 5"	9 3/4 x 15 x 4 3/4"	9"	60	6	12	13.04
H30260	18 x 11 x 10"	17 x 9 1/2 x 9 3/4"	14 3/8"	N/A	6	19	25.79
H30265	18 x 8 1/2 x 9"	17 1/2 x 6 x 8 1/4"	14 1/2"	N/A	6	17	18.69
H30270	18 x 16 1/2 x 11"	17 1/2 x 14 1/4 x 10 3/4"	14"	N/A	3	13	28.25
H30320	8 1/2 x 33 x 5"	7 x 31 1/2 x 4 3/8"	6"	80	4	38	16.31

X* is inside bottom dimension.

Fits Akro Bins	DIVIDERS		Black		Clear	
	Pkg. Qty.	Pkg. Wt. (lbs.)	Product No.	Price/Pkg.	Product No.	Price/Pkg.
H30210	6	1	H40210	\$5.54	H40210CRY	\$6.70
H30220	6	1	H40220	5.96	H40220CRY	7.21
H30224	6	1	H40224	9.85	H40224CRY	11.91
H30230, H30235, H30255	6	2	H40230	10.12	H40230CRY	12.24
H30234	6	2	H40234	12.31	H40234CRY	14.90
H30239	6	3	H40239	14.88	H40239CRY	18.97
H30240, H30250	6	3	H40245	14.00	H40245CRY	18.01
H30260	6	4	H40260	17.27	H40260CRY	23.88
H30265	6	5	H40265	24.91	H40265CRY	30.13
H30270	6	6	H40270	27.54	H40270CRY	35.15
H30320	7	3	H40321	9.69	-	-

H41230 Cross Divider for H30230 bins 6/pkg. Price /Pkg. \$5.60

Dividers For Super-Size Akro Bins

Dividers can be used to divide bins widthwise or lengthwise. Just slip dividers into grooves on the inside of the bins. Also fits Mobile Bins (MOB).



Divider Widthwise



Divider Lengthwise

SUPER SIZE AKRO BIN DIVIDERS					
Product No.	Description	Fits Super Bins	Pkg. Qty.	Wt. (lbs.)	Price/Pkg.
H40280	Length Divider	H30280	2	1	\$9.33
H40281	Length Divider	H30281	3	2	15.45
H40282	Length Divider	H30282 & H30283	1	1	7.42
H40286	Length Divider	H30284 & H30286	4	3	16.61
H40287	Length Divider	H30287 & H30288	6	7	40.72
H40289	Length Divider	H30289	1	2	13.45
H40290	Length Divider	H30290	1	2	11.45
H40292	Length Divider	H30292 & H30293	6	9	49.43
H41284	Width Divider	H30284	2	1	9.22
H41286	Width Divider	H30286	2	1	9.91
H41287	Width Divider	H30287 & H30292	6	3	26.57
H41288	Width Divider	H30288 & H30293	6	5	38.72
H41289	Width Divider	H30289	2	2	12.43


BINS SYSTEMS



Bin Systems

- Create a complete storage system on walls or on the back of shelving.
- Panels provide a versatile structure that lets you build your own Akro Bin System.

Panels are available in 18" x 36" widths. Two louvered racks available. Two bench racks available that support 120 lbs. Free standing floor rack supports 2000 lbs. FOB Shipping Point.



MOBILE KIT - CASTERS & HANDLE					
Product No.	Ctn. Qty.	Fits Hanging System No.	Caster Type	Wt. (lbs.)	Price Ea.
H30424	1	H30016	4" Polyolefin	10	\$87.91




RAIL RACKS & BIN CARTS (Akro Bins SOLD SEPARATELY)						QUANTITIES OF BINS TO FIT RAIL RACKS & BIN CARTS								
Product No.	Description	Dimensions L x W x H	Wt. (lbs.)	Price Ea.	H30210 (10lbs.)	H30220 (10lbs.)	H30224 (30lbs.)	H30230 (30lbs.)	H30234 (50lbs.)	H30235 (50lbs.)	H30239 (50lbs.)	H30240 (60lbs.)	H30250 (75lbs.)	H30255 (60lbs.)
H30008*	Rack, 1 sided, 16 rails	36 x 14 1/2 x 53"	60	195.06	96	96	48	48	48	24	24	24	12	16
H30016*	Rack, 2 sided, 16 rails	36 x 20 x 53"	65	201.52	192	192	96	96	96	48	48	48	24	32
H30812*	Bin Cart	38 1/2 x 24 x 36 1/2"	87	460.24	96	96	64	48	48	24	24	24	12	16
H30148*	Steel Rail	47 3/4 x 3/4 x 3"	6	23.60	11	11	11	8	6	3	-	-	-	3

* Ships by truck.

Louvered Hanging Systems

- Maximize parts storage and handling efficiency
- Secure stationary racks to the wall or floor and wall-mountable panels to a solid structure

More Options to Organize More Efficiently! Redesigned construction allows a more finished look, while still providing the same strength and durability of other Akro-Mils panels. Set up time and installation are quick and easy. Combined with other Akro-Mils storage products, these new panels and racks will help you make optimal use of your available space. Gray in color. Select items available in Beige - please specify. FOB Shipping Point.



Louvered Panels and Bench Racks

Louvered panels used with AkroBins® offer the ultimate in storage flexibility.

LOUVERED FLOOR RACK (Akro Bins SOLD SEPARATELY)					QUANTITY OF BINS TO FIT LOUVERED FLOOR RACK										
Product No.	Description	Dimensions L x W x H	Wt. (lbs.)	Price Ea.	H30210 (10lbs.)	H30220 (10lbs.)	H30224 (30lbs.)	H30230 (30lbs.)	H30234 (50lbs.)	H30235 (50lbs.)	H30239 (50lbs.)	H30240 (60lbs.)	H30250 (75lbs.)	H30255 (60lbs.)	H30320 (80lbs.)
H30653	Louvered Floor Rack	32 x 35 3/4 x 75 1/2"	182	\$522.43	288	288	192	144	144	72	72	72	36	48	-
H30661†	Louvered Rack, Single Sided	36 3/4 x 13 1/2 x 66 3/4"	100	220.91	96	96	72	60	60	28	24	24	12	18	10
H30638†	Louvered Rack, Single Sided	18 x 13 1/2 x 66 3/4"	60	184.96	48	48	36	30	30	14	12	12	6	9	-
H30676†	Louvered Rack, Double Sided	36 3/4 x 25 x 66 3/4"	140	379.63	192	192	144	108	108	56	48	48	24	36	20
H30651	Heavy Duty Louvered Rack, Single Sided	35 3/4 x 17 x 75 1/2"	100	416.63	144	144	98	72	72	36	36	36	18	24	11

HLVDMOBILE Mobile Kit for H30676 Wt. 8 (lbs.) Price Ea. \$194.03. H30653DOLLY Dolly for H30653 Wt. 27 (lbs.) Price Ea. \$80.30

* Ships by truck.

† Also available in Beige.

LOUVERED PANELS & BENCH RACKS (Akro Bins SOLD SEPARATELY)					QUANTITIES OF BINS TO FIT LOUVERED PANELS & BENCH RACKS										
Product No.	Description	Dimensions L x W x H	Ctn Qty.	Wt. (lbs.)	Price Ea.	H30210 (10lbs.)	H30220 (10lbs.)	H30224 (30lbs.)	H30230 (30lbs.)	H30234 (50lbs.)	H30235 (50lbs.)	H30239 (50lbs.)	H30240 (60lbs.)	H30250 (75lbs.)	H30255 (60lbs.)
H30118	Louvered Panel	18 x 3/4 x 61"	1	25	\$69.46	48	48	36	30	30	14	12	12	6	9
H30161*	Louvered Panel	36 x 3/4 x 61"	1	40	115.21	96	96	72	54	54	28	24	24	12	18
H30618†	Louvered Panel	18 x 3/4 x 19"	4	24	23.99	16	16	12	9	9	4	4	4	2	3
H30636†	Louvered Panel	35 3/4 x 3/4 x 19"	4	47	30.12	32	32	24	18	18	9	8	8	4	6
H98600*	27 3/4" Bench Rack	27 3/4 x 8 3/4 x 19 1/4"	1	16	55.54	30	30	18	12	12	6	6	6	-	-
H98636*	36" Bench Rack	36 x 8 x 20"	1	19	61.12	40	40	24	18	18	9	8	8	4	6

* Ships by truck.

† Also available in Beige.

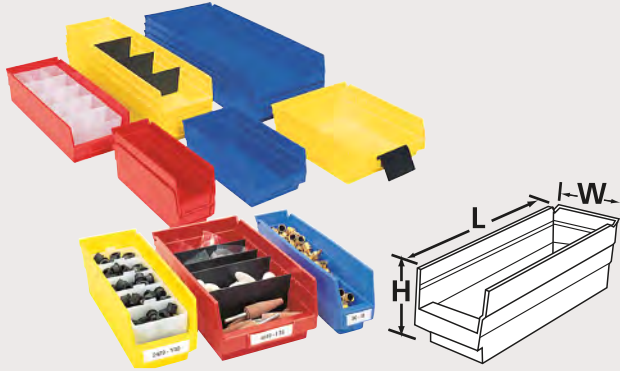
BINS & SHELVING SYSTEMS



Shelf Bins

- Durable polypropylene bins provide an attractive, neat appearance.
- Superior construction allows shelf bins to be fully loaded without bulging or cracking.

Outlasts corrugated bins - pays for themselves in reduced replacement costs. One-piece construction is waterproof and unaffected by grease or oil. Works with 12", 18", and 24" deep shelving, or vertical storage and retrieval units. Labels available. Available in 25 sizes and five colors--Red, Yellow, Blue, Green or White -- please specify. FOB Shipping Point.



POLYPROPYLENE SHELF BINS							
12" SHELF BINS							
Product No.	Outside Dimension L x W x H	Inside Dimension L x W x H	Ctn Qty.	Cups per Bin		Wt. (lbs.) Ctn.	Price Ea.
				Small	Large		
H30110*	11 1/2 x 2 1/4 x 4"	10 1/4 x 1 1/2 x 4"	24	3	-	5	\$1.66
H30120*	11 1/2 x 4 1/2 x 4"	10 1/4 x 3 x 4"	24	5	2	9	1.82
H30040	11 1/2 x 4 1/2 x 6"	9 1/2 x 2 1/2 x 5 1/2"	16	3	2	10	2.58
H30130*	11 1/2 x 6 1/2 x 4"	10 1/4 x 5 1/2 x 4"	12	9	4	7	2.85
H30090	11 1/2 x 6 1/2 x 6"	9 1/2 x 5 x 5 1/2"	10	8	3	6	4.00
H30150*	11 1/2 x 8 1/2 x 4"	10 1/4 x 7 1/2 x 4"	12	11	4	8	3.07
H30080	11 1/2 x 8 1/2 x 6"	9 1/2 x 6 1/2 x 5 1/2"	8	10	6	8	4.52
H30170	11 1/2 x 11 1/2 x 4"	10 1/4 x 10 x 4"	12	15	6	11	4.63
18" SHELF BINS							
H30128*	17 1/2 x 4 1/2 x 4"	16 1/2 x 3 x 4"	12	8	3	7	2.48
H30048	17 1/2 x 4 1/2 x 6"	16 x 2 1/2 x 5 1/2"	8	5	3	7	3.76
H30138*	17 1/2 x 6 1/2 x 4"	16 1/2 x 5 1/2 x 4"	12	15	6	9	3.49
H30098	17 1/2 x 6 1/2 x 6"	16 x 5 x 5 1/2"	10	13	6	11	4.99
H30158	17 1/2 x 8 1/2 x 4"	16 1/2 x 7 1/2 x 4"	12	15	6	12	4.81
H30088	17 1/2 x 8 1/2 x 6"	16 x 6 1/2 x 5 1/2"	8	16	11	10	5.72
H30178	17 1/2 x 11 1/2 x 4"	16 1/2 x 10 x 4"	12	25	12	15	7.64
H30018	17 1/2 x 11 1/2 x 6"	16 x 9 1/2 x 5 1/2"	8	25	12	14	11.70
24" SHELF BINS							
H30124*	23 1/2 x 4 1/2 x 4"	22 1/2 x 3 x 4"	12	11	4	11	4.88
H30044	23 1/2 x 4 1/2 x 6"	21 1/2 x 2 1/2 x 5 1/2"	16	11	4	20	7.51
H30164*	23 1/2 x 6 1/2 x 4"	22 1/2 x 5 1/2 x 4"	6	21	8	8	7.00
H30094	23 1/2 x 6 1/2 x 6"	21 1/2 x 5 x 5 1/2"	10	17	8	15	7.91
H30184	23 1/2 x 8 1/2 x 4"	22 1/2 x 7 1/2 x 4"	6	25	8	9	8.51
H30084	23 1/2 x 8 1/2 x 6"	21 1/2 x 6 1/2 x 5 1/2"	6	25	8	12	13.40
H30174	23 1/2 x 11 1/2 x 4"	22 1/2 x 10 x 4"	6	35	16	11	10.45
H30014	23 1/2 x 11 1/2 x 6"	21 1/2 x 9 1/2 x 5 1/2"	6	35	16	15	15.78

*Also available in 100% recycled material -- call for information.

DIVIDERS					
Product No.	Fits Bins	Pkg. Qty.	Wt. (lbs.) Ctn.	Price Pkg.	
H40120	H30120, H30124, H30128	24	1	\$9.12	
H40020	H30040, H30048, H30044	12	1	7.51	
H40130	H30130, H30138, H30164	24	2	12.42	
H40030	H30090, H30098, H30094	12	1	8.64	
H40040	H30080, H30088, H30084	12	2	11.73	
H40150	H30150, H30158, H30184	24	3	23.03	
H40170	H30170, H30174, H30178	24	4	28.58	
H40050	H30010, H30018, H30014	12	2	15.66	

EXTENDED LABEL HOLDERS					
Product No.	Size W x H	Description	Pkg. Qty.	Wt. (lbs.) Ctn.	Price Pkg.
H40410	4 x 2 1/4"	10° Angle	24	2	\$34.09

BIN CUPS					
Product No.	Size L x W x H	Description	Ctn Qty.	Wt. (lbs.) Ctn.	Price Ctn.
H30101	2 x 3 1/4 x 3"	Small Bin Cup	48	4	\$21.49
H30102	2 1/2 x 5 x 3"	Large Bin Cup	24	5	19.70

Pick Rack Systems


- Parts are organized and are ready for easy, instant selection.
- Rugged steel construction supports heavy loads.

Angled shelves keep small parts in the front of the bins for easy viewing and picking. Convenient heavy-duty storage. Handsome Gray baked-enamel finish. Yellow polypropylene bins. FOB Shipping Point.

8 SHELF, SINGLE SIDED RACK						
Product No.	Description	Bin Product No.	Overall Size D x W x H	Bin Size L x W x H	Bin Qty.	Wt. (lbs.) Price Ea.
HAPRS	Single sided, no bins	-	12 x 36 1/2 x 60 1/2"		55	\$285.60
HAPRS110Y	Single sided, w/bins	H30110	12 x 36 1/2 x 60 1/2"	11 1/2 x 2 1/4 x 4"	96	84 426.79
HAPRS120Y	Single sided, w/bins	H30120	12 x 36 1/2 x 60 1/2"	11 1/2 x 4 1/2 x 4"	64	84 388.76
HAPRS130Y	Single sided, w/bins	H30130	12 x 36 1/2 x 60 1/2"	11 1/2 x 6 1/2 x 4"	40	84 385.90
HAPRS150Y	Single sided, w/bins	H30150	12 x 36 1/2 x 60 1/2"	11 1/2 x 8 1/2 x 4"	32	80 370.84
HAPRS170Y	Single sided, w/bins	H30170	12 x 36 1/2 x 60 1/2"	11 1/2 x 11 1/2 x 4"	24	76 382.67
3 SHELF, BENCH PICK RACK						
HAPRBENCH	Rack, no bins	-			24	129.45
HAPRBENCH120	Rack w/bins	H30120	12 x 36 1/2 x 25"	11 1/2 x 4 1/2 x 4"	24	35 181.70
HAPRBENCH150	Rack w/bins	H30150	12 x 36 1/2 x 25"	11 1/2 x 8 1/2 x 4"	12	33 174.09
16 SHELF, DOUBLE SIDED PICK RACK						
HAPRD	Rack, no bins	-	24 x 36 1/2 x 60 1/2"		110	534.40
HAPRD110Y	Rack w/bins	H30110	24 x 36 1/2 x 60 1/2"	11 1/2 x 2 1/4 x 4"	192	165 881.67
HAPRD120Y	Rack w/bins	H30120	24 x 36 1/2 x 60 1/2"	11 1/2 x 4 1/2 x 4"	128	162 801.33
HAPRD130Y	Rack w/bins	H30130	24 x 36 1/2 x 60 1/2"	11 1/2 x 6 1/2 x 4"	80	155 795.27
HAPRD150Y	Rack w/bins	H30150	24 x 36 1/2 x 60 1/2"	11 1/2 x 8 1/2 x 4"	64	155 763.43
HAPRD170Y	Rack w/bins	H30170	24 x 36 1/2 x 60 1/2"	11 1/2 x 11 1/2 x 4"	48	150 788.46

HAPRDMOBILE Mobile unit for double sided rack. Wt. 18 (lbs.) Price Ea. \$155.42

CONVENIENT
heavy-duty storage.



Pick Rack Systems

Bin Pick Rack Systems

- Easy assembly.
- 50% more storage capacity than 12" deep pick rack.

Racks are made from 16-gauge steel with durable powder coated Gray finish. Features 18" deep shelf style bins with inclined shelves to keep parts visible and easily accessible. Over 100 lb. per shelf capacity. Bins available in Yellow, Red, Blue, Green or White -- please specify. FOB Shipping Point.

BIN PICK RACK SYSTEMS				
SINGLE SIDED, 18" D. X 36 1/2" W. X 60 1/2" H.				
Product No.	Description	Qty. of Bins	Cap. (lbs.)	Wt. (lbs.) Price Ea.
HAPRS18	8 Shelves/No Bins	-	900	150 \$428.36
HAPRS18128	8 Shelves w/30128 Shelf Bins	72	900	192 605.12
HAPRS18138	8 Shelves w/30138 Shelf Bins	48	900	183 587.61
HAPRS18158	8 Shelves w/30158 Shelf Bins	36	900	186 593.60
HAPRS18178	8 Shelves w/30178 Shelf Bins	24	900	177 587.52
DOUBLE-SIDED, 39" D. X 36 1/2" W. X 60 1/2" H.				
HAPRD18	16 Shelves/No Bins	-	1800	206 803.27
HAPRD18128	16 Shelves w/30128 Shelf Bins	132	1800	371 1,174.09
HAPRD18138	16 Shelves w/30138 Shelf Bins	84	1800	357 1,132.66
HAPRD18158	16 Shelves w/30158 Shelf Bins	72	1800	366 1,172.64
HAPRD18178	16 Shelves w/30178 Shelf Bins	48	1800	350 1,160.48

Bins available in: Yellow, Red, Blue, Green or White -- please specify.



HAPRS18128 with Green Bins


CLEAR BINS



Clear Shelf Bins

- Wide hopper front and molded-in holder.
- Choose from 13 sizes.

4" Shelf Bins are the industry standard for quality, durability and value. Molded from durable polypropylene for easy identification of parts and supplies. Built-in rear hangerlock allows bin to tilt out for complete access. Optional dividers available. FOB Shipping Point.



H30120SCLAR

CLEAR SHELF BINS				
Product No.	Size L x W x H	Ctn. Qty.	Ctn. Wt. (lbs.)	Price Ea.
H30110SCLAR	11 1/2 x 2 1/2 x 4"	24	5	\$2.00
H30120SCLAR	11 1/2 x 4 1/2 x 4"	24	9	2.21
H30124SCLAR	23 1/2 x 4 1/2 x 4"	12	11	5.90
H30128SCLAR	17 1/2 x 4 1/2 x 4"	12	7	2.99
H30130SCLAR	11 1/2 x 6 1/2 x 4"	12	7	3.45
H30138SCLAR	17 1/2 x 6 1/2 x 4"	12	9	4.24
H30150SCLAR	11 1/2 x 8 1/2 x 4"	12	8	3.70
H30158SCLAR	17 1/2 x 8 1/2 x 4"	12	12	5.82
H30164SCLAR	23 1/2 x 6 1/2 x 4"	6	8	8.45
H30170SCLAR	11 1/2 x 11 1/2 x 4"	12	10	5.60
H30174SCLAR	23 1/2 x 11 1/2 x 4"	6	11	12.64
H30178SCLAR	17 1/2 x 11 1/2 x 4"	12	14	9.24
H30184SCLAR	23 1/2 x 8 1/2 x 4"	6	9	10.30

Clear AkroBins®

- Molded of clear polypropylene.
- Choose from 14 sizes.
- Sturdy construction.

Organize inventory and keep parts in clear view with Clear AkroBins®. Heavy-duty bins securely stack atop each other and sit on shelving or hang from Akro-Mills louvered racks, panels rails and carts. Sturdy, one piece construction is water, rust and corrosion-proof. Guaranteed not to crack or break under normal load conditions. Optional lids and dividers available. FOB Shipping Point.



H30210SCLAR

CLEAR AKROBINS®				
Product No.	Size L x W x H	Ctn. Qty.	Ctn. Wt. (lbs.)	Price Ea.
H30210SCLAR	5 1/2 x 4 1/2 x 3"	24	5	\$1.45
H30220SCLAR	7 1/2 x 4 1/2 x 3"	24	8	2.60
H30224SCLAR	10 1/2 x 4 1/2 x 4"	12	7	3.91
H30230SCLAR	10 1/2 x 5 1/2 x 5"	12	10	6.52
H30234SCLAR	14 1/2 x 5 1/2 x 5"	12	13	7.42
H30235SCLAR	10 1/2 x 11 x 5"	6	9	10.04
H30239SCLAR	10 1/2 x 8 1/2 x 7"	6	9	10.82
H30240SCLAR	14 1/2 x 8 1/2 x 7"	12	24	12.84
H30250SCLAR	14 1/2 x 16 1/2 x 7"	6	20	18.03
H30255SCLAR	10 1/2 x 16 1/2 x 5"	6	12	15.01
H30260SCLAR	18 x 11 x 10"	6	16	29.67
H30265SCLAR	18 x 8 1/2 x 9"	6	17	21.48
H30270SCLAR	18 x 16 1/2 x 11"	3	14	32.49
H30320SCLAR	8 1/2 x 33 x 5"	4	12	18.78

Clear Akro-Grids

- Resists most solvents and chemicals.
- Choose from 9 sizes.

Versatile dividable storage containers for a variety of applications including: storage, work-in-process, automated material handling systems and distribution. Clear polypropylene grid boxes are a heavy-duty solution to separate and protect small parts during transport. Molded-in-letter/number system for easy part tracking. Optional lids and dividers available. FOB Shipping Point.



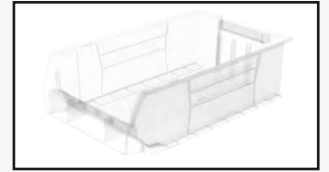
H33105SCLAR

CLEAR AKRO-GRIDS				
Product No.	Size L x W x H	Ctn. Qty.	Ctn. Wt. (lbs.)	Price Ea.
H33105SCLAR	10 1/2 x 8 1/2 x 5"	20	21	\$8.22
H33164SCLAR	16 1/2 x 10 1/2 x 4"	12	19	10.09
H33166SCLAR	16 1/2 x 10 1/2 x 6"	8	19	14.84
H33168SCLAR	16 1/2 x 10 1/2 x 8"	6	18	17.51
H33220SCLAR	22 1/2 x 17 1/2 x 10"	2	13	28.82
H33223SCLAR	22 1/2 x 17 1/2 x 3"	6	17	17.72
H33224SCLAR	22 1/2 x 17 1/2 x 4"	6	21	18.37
H33226SCLAR	22 1/2 x 17 1/2 x 6"	4	20	21.85
H33228SCLAR	22 1/2 x 17 1/2 x 8"	3	18	28.58

Clear Super-Size AkroBins®

- Sturdy, one-piece construction.
- Optional window inserts keep contents visible.

20", 24" and 30" Deep Clear Bins for Super-Size Storage. Large capacity storage bins for organizing heavy or bulky items. Heavy-duty bins molded in clear polypropylene. Extra large stacking containers feature anti-slide stop to prevent bins from shifting forward. Reinforced side ribs add strength and prevent spreading when stacked or loaded. Optional lids and dividers available. FOB Shipping Point.



H30280SCLAR

CLEAR SUPER-SIZE AKROBINS®				
Product No.	Size L x W x H	Ctn. Qty.	Ctn. Wt. (lbs.)	Price Ea.
H30280SCLAR	20 x 12 1/2 x 6"	4	9	\$16.49
H30281SCLAR	20 x 12 1/2 x 8"	3	8	18.73
H30282SCLAR	20 x 12 1/2 x 12"	2	7	22.54
H30283SCLAR	20 x 18 1/2 x 12"	1	6	30.94
H30284SCLAR	23 1/2 x 8 1/2 x 7"	4	12	27.46
H30286SCLAR	23 1/2 x 11 x 7"	4	16	32.19
H30287SCLAR	23 1/2 x 11 x 10"	4	20	33.58
H30288SCLAR	23 1/2 x 16 1/2 x 11"	1	8	36.51
H30289SCLAR	23 1/2 x 18 1/2 x 12"	1	9	37.09
H30290SCLAR	29 1/2 x 18 1/2 x 12"	1	7	42.63
H30292SCLAR	29 1/2 x 11 x 10"	4	23	40.31
H30293SCLAR	29 1/2 x 16 1/2 x 11"	1	9	43.78

Clear ShelfMax® Bins

- Molded of clear polypropylene.

Clear 6" ShelfMax® Bins expand storage capacity up to 85% over standard 4" bins. Rolled top edge for added strength when filled to capacity. Durable clear polypropylene construction. Optional lids and dividers available. FOB Shipping Point.



H30040SCLAR

CLEAR SHELFMAX® BINS				
Product No.	Size L x W x H	Ctn. Qty.	Ctn. Wt. (lbs.)	Price Ea.
H30040SCLAR	11 1/2 x 4 1/2 x 6"	16	9	\$3.12
H30048SCLAR	17 1/2 x 4 1/2 x 6"	8	7	4.54
H30080SCLAR	11 1/2 x 8 1/2 x 6"	8	8	5.46
H30088SCLAR	17 1/2 x 8 1/2 x 6"	8	10	6.91
H30090SCLAR	11 1/2 x 6 1/2 x 6"	10	6	4.84
H30098SCLAR	17 1/2 x 6 1/2 x 6"	10	11	6.03
H30094SCLAR	23 1/2 x 6 1/2 x 6"	10	15	9.58
H30084SCLAR	23 1/2 x 8 1/2 x 6"	6	12	16.22
H30014SCLAR	25 1/2 x 11 1/2 x 6"	6	15	19.07

AkroDrawers

- Chemical and oil resistant.

Offered in 12" or 18" depths to work with compatible shelving. Easy to label and color code inventory for quick identification of parts and supplies. Drawers can be stacked to optimize space. Wide front handle for easy gripping when AkroDrawers are loaded or contain heavy contents. Can be used with available shelving, racks, mobile carts or can be used by themselves. Sturdy back stop tab ensures AkroDrawers can hang securely from shelves. Dividers are available to keep contents neatly separated in drawers. Available in Red, Blue, Yellow and Gray -- please specify. FOB Shipping Point.



H31182

H31168

H31188CRY

Product No.	Overall Size L x W x H	Cap. (lbs.)	Ctn. Qty.	Uses Dividers	Ctn. Wt. (lbs.)	Price Ea.	Crystal Clear Price Ea.
H31142	11 1/2 x 3 1/2 x 4 1/2"	15	6	H41440	18	\$4.96	\$6.55
H31162	11 1/2 x 5 1/2 x 4 1/2"	20	6	H41460	23	5.45	7.39
H31182	11 1/2 x 8 1/2 x 4 1/2"	20	4	H41480	15	6.70	9.21
H31148	17 1/2 x 3 1/2 x 4 1/2"	20	6	H41440	8	6.60	8.69
H31164	23 1/2 x 5 1/2 x 4 1/2"	25	6	H41460	13	9.82	13.94
H31112	11 1/2 x 11 1/2 x 4 1/2"	25	4	H41410	8	8.13	11.01
H31118	17 1/2 x 11 1/2 x 4 1/2"	25	4	H41410	13	11.24	15.69
H31168	17 1/2 x 5 1/2 x 4 1/2"	25	6	H41460	19	7.99	11.27
H31188	17 1/2 x 8 1/2 x 4 1/2"	25	4	H41480	19	8.82	13.57

Product No.	Overall Size W x H x D	Fits AkroDrawers™	Pkg. Qty.	Wt. (lbs.)	Price Per Pkg.
H41440	3 1/2 x 4 1/2 x 1 3/8"	H31142 and H31148	6	1	\$4.73
H41460	5 1/2 x 4 1/2 x 1 3/8"	H31162, H31148 and H31168	6	1	5.33
H41410	10 1/2 x 4 1/2 x 1 1/2"	H31112 and H31118	8	2	10.13
H41480	8 1/2 x 4 1/2 x 1 1/2"	H31182 and H31188	6	1	8.43

STORAGE BINS



Cross-Stack Akro Tub

- Rugged, industrial-grade 90° nest and stack tub.
- Nesting when empty conserves storage space.

Made from durable FDA-approved materials. Extra-thick walls and reinforcing ribs provide superior strength. Smooth surface is easy to clean. Molded-in handles for easy lifting. Stacking grooves allow stable 90° stacks. Compatible with standard 36"W. shelving and conveyor systems. Available in Blue, Gray, or Natural -- please specify. FOB Shipping Point.

CROSS STACK AKRO TUBS						
Product No.	Top O.D. L x W x H	Cap. (Cu. Ft.)	Cap. (gals.)	Ctn. Qty.	Ctn. Wt. (lbs.)	Price Ea.
H34301	17.25 x 11 x 8"	0.52	3.85	6	33	\$8.01
H34302	17.25 x 11 x 12"	0.74	5.51	6	33	12.03
H34303	23.75 x 17.25 x 8"	1.31	9.81	6	33	16.58
H34304	23.75 x 17.25 x 12"	1.92	14.38	6	33	19.09
H34305	25 x 16 x 8.5"	1.25	9.75	6	25	15.96
NEST ONLY TUB						
H34240	19 x 24.5 x 9.5"	-	-	6	33	25.03

H34005 Lid for H34305 available in Blue, Gray or Natural - please specify. 6/pkg. Pkg Wt. 13 (lbs.) Price Ea. \$11.67. Sold in package quantities.



H34305 with H34005 Lid

Akro-Grids

- These divider boxes provide maximum versatility in standard work-in-progress or as a transfer container.

Intersecting dividers allow the container to be subdivided in separate compartments as small as 1 1/8" sq. Injection-molded from high density polyethylene -- resists most solvents and chemicals. Compatible with most racks, shelving and automated material handling equipment. Available in Red, Blue, or Gray -- please specify.

Dividers, lids and label holders sold separately. FOB Shipping Point.



CONTAINERS											
Product No.	Outside Size L x W x H	Inside Size					Cap. Cu. Ft.	Weight Cap. (lbs.)	Ctn. Qty.	Wt. (lbs.)	Price Ea.
		A	B	C	D	E					
H33105	10 1/2 x 8 1/2 x 5"	6 1/8"	9 1/8"	9 1/8"	6 1/2"	4 3/8"	0.16	25	20	18	\$7.15
H33164	16 1/2 x 10 1/2 x 4"	9 3/8"	14 1/8"	14 3/8"	9 3/8"	3 7/8"	0.29	20	12	20	8.78
H33166	16 1/2 x 10 1/2 x 6"	9 3/8"	14 3/8"	14 3/8"	9 3/8"	5 1/8"	0.44	35	8	16	12.90
H33168	16 1/2 x 10 1/2 x 8"	9 3/8"	14 1/8"	14 3/8"	9 3/8"	7 1/8"	0.59	40	6	15	15.21
H33220	22 1/2 x 17 1/2 x 10"	15 1/8"	20 1/8"	19 3/8"	14 7/8"	9 7/8"	1.66	50	2	13	25.07
H33223	22 1/2 x 17 1/2 x 3"	15 1/8"	20 1/8"	20 1/8"	15 3/8"	2 1/8"	0.47	30	6	17	15.40
H33224	22 1/2 x 17 1/2 x 4"	15 1/8"	20 1/8"	20 1/8"	15 3/8"	3 3/8"	0.61	30	6	22	15.97
H33226	22 1/2 x 17 1/2 x 6"	15 1/8"	20 1/8"	19 3/8"	14 7/8"	5 7/8"	0.96	40	4	18	18.97
H33228	22 1/2 x 17 1/2 x 8"	15 1/8"	20 1/8"	19 3/8"	14 7/8"	7 1/8"	1.30	50	3	16	24.85

LIDS				
Product No.	Fit Box No.	Ctn. Qty.	Wt. (lbs.)	Price Ea.
H33011	H33105	10	4	\$4.10
H33061	H33164, H33166, H33168	4	4	6.19
H33023	H33220, H33224, H33226, H33228, H33223	3	6	11.16
SHORT DIVIDERS				Price Per Pkg.
H41105	H33105	6	1	6.21
H41164	H33164	6	1	9.45
H41166	H33166	6	1	10.61
H41168	H33168	6	2	11.40
H41220	H33220	6	2	26.21
H41223	H33223	6	1	14.10
H41224	H33224	6	1	13.66
H41226	H33226	6	2	15.45
H41228	H33228	6	2	20.28
LONG DIVIDERS				Price Per Pkg.
H42105	H33105	6	1	6.57
H42164	H33164	6	1	12.72
H42166	H33166	6	2	12.78
H42168	H33168	6	3	15.27
H42220	H33220	6	3	29.96
H42223	H33223	6	1	15.96
H42224	H33224	6	2	16.09
H42226	H33226	6	3	17.60
H42228	H33228	6	3	22.84
LABEL HOLDERS				Price Per Pkg.
H35011	All	6	1	11.31

Stak-N-Store Bins

- The perfect way to organize heavy, bulky supplies.
- Bins stack to form tall, stable storage arrangements on floors or standard shelving.

Built tough for 75 lb. load capacity. Features large comfort grip handles. Large radius corners and a curved upper lip add strength. Side ribs insure stability when stacked. Wide-hopper front allows easy access. Available in Red, Blue, Gray or Clear -- please specify. FOB Shipping Point.

STAK-N-STORE BINS				
Product No.	Top O.D. L x W x H	Ctn. Qty.	Ctn. Wt. (lbs.)	Price Ea.
H13014	17.5 x 10.875 x 12.5"	4	12	\$13.28
H13018	17.5 x 16.5 x 12.5"	2	8	16.46
H13017	15.25 x 19.875 x 12.4375"	3	13	16.85



Multi-Load Tote

- Versatile tote for general storage and logistics applications. 80 lb. Capacity.
- Ideal for maximizing space in Mini-Load Automated Storage and Retrieval System (ASRS).

Reinforced bottom, ribbed side walls and a reinforced rim for added strength and stability. The unique sidewall clip design allows cups and dividers to attach quickly and securely to the tote, offering maximum flexibility to the user. Sorting cups can be mixed in a single tote for maximum flexibility. Straight walls for efficient cubing on pallets and ASRS systems. Designated 2" x 4" label areas on length side of tote. FOB Shipping Point.



Tote Shown with Optional Sorting Cups

Product No.	Description	Overall Size L x W x H	Ctn. Qty.	Wt. (lbs.)	Price Ea.
MULTI-LOAD TOTE					
H38358	Multi-Load Tote, Gray	23 1/2 x 15 1/2 x 8 1/2"	4	22	\$21.48
SORTING CUPS					
H38008YEL	Sorting Cup - 1/8 Cup, Yellow	7 1/4 x 5 x 8 1/2"	12	14	6.43
H38004RED	Sorting Cup - 1/4 Cup, Red	15 1/2 x 5 x 8 1/2"	6	12	12.16
DIVIDERS					
H48300	Length Divider, Black	-	1	0.1	5.57
H48301	Width Divider, Black	-	3	0.3	12.28

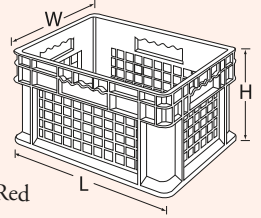
BINS & CONTAINERS



Straight Wall Containers

- Durable and reusable containers perfect for shipping, storage, and work-in-process usage.
- Designed with straight walls to provide efficient internal and external usage of space.

These straight wall containers have smooth inner walls that make cleaning easy and sanitary. The mesh sides allow excellent hot or cold air ventilation. Manufactured from injection-molded high-density polyethylene. Available in 4 sizes and 3 styles. Gray or Red in color -- please specify. FOB Shipping Point.

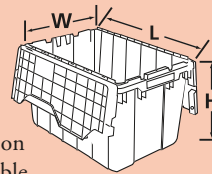


Product No.	Description	Outside Dimensions L x W x H	Inside Dimensions L x W x H	Ctn. Qty.	Wt. (lbs.) Ctn.	Price Ea.
H37208	Mesh Side/Base	15½ x 11¼ x 8¼"	14¼ x 10¼ x 8"	12	29	\$14.54
H37278	Mesh Side/Solid Base	15½ x 11¼ x 8¼"	14¼ x 10¼ x 8"	12	35	16.07
H37288	Solid Side/Base	15½ x 11¼ x 8¼"	14¼ x 10¼ x 8"	12	40	15.40
H37608	Mesh Side/Base	23¾ x 15¼ x 8¼"	22¼ x 14¼ x 8"	4	16	21.18
H37678	Mesh Side/Solid Base	23¾ x 15¼ x 8¼"	22¼ x 14¼ x 8"	4	19	25.49
H37688	Solid Side/Base	23¾ x 15¼ x 8¼"	22¼ x 14¼ x 8"	4	21	23.18
H37612	Mesh Side/Base	23¾ x 15¼ x 12¼"	22¼ x 14¼ x 12"	3	15	22.84
H37672	Mesh Side/Solid Base	23¾ x 15¼ x 12¼"	22¼ x 14¼ x 12"	3	17	31.27
H37682	Solid Side/Base	23¾ x 15¼ x 12¼"	22¼ x 14¼ x 12"	3	21	30.52
H37616	Mesh Side/Base	23¾ x 15¼ x 16¼"	22¼ x 14¼ x 16"	2	13	26.55
H37676	Mesh Side/Solid Base	23¾ x 15¼ x 16¼"	22¼ x 14¼ x 16"	2	14	33.87
H37686	Solid Side/Base	23¾ x 15¼ x 16¼"	22¼ x 14¼ x 16"	2	18	36.28

Attached Lid Containers


- These Industrial strength Attached Lid Containers form a reusable, versatile, economical system for order picking, distribution, shipping or storage.
- Attached lids snap securely closed to protect contents from dust or damage.

Durable and economical containers interwork for easy pallet loading. -- they stack one on top of the other when closed, nest when not in use for optimal compact storage. Available in Blue or Gray--please specify. FOB Shipping Point.



Product No.	Outside Dimensions L x W x H	ATTACHED LID CONTAINERS			Cap. Cu. Ft.	Cap. (Gal.)	Ctn. Qty.	Ctn. Wt. (lbs.)	Price Ea.
		Top Inside Dimensions L x W x H	Bottom Inside Dimensions L x W	Bottom Inside Dimensions L x W					
H39085	21½ x 15 x 9"	19¾ x 14¼ x 8¾"	18½ x 13¼"	1.1	8.5	6	37	\$20.55	
H39120	21½ x 15 x 12½"	19¾ x 14¼ x 12"	18½ x 13¼"	1.6	12.0	6	40	22.27	
H39160*	27 x 17 x 12½"	25 x 15½ x 11"	23¾ x 14"	2.3	16.9	1	9	32.06	
H39170	21½ x 15 x 17"	19¾ x 14¼ x 16¾"	18½ x 13¼"	2.3	17	3	25	24.78	
H39175*	24 x 19½ x 12½"	22 x 18 x 11"	20½ x 16½"	2.3	17.2	1	10	35.34	
H39280*	28 x 21 x 15½"	26 x 19 x 14"	25 x 18"	3.8	28.6	1	14	62.13	

*Available in Gray only.



Nest and Stack Totes

- Heavy-duty industrial grade totes ideal for shipping, transfer, and storage applications.
- Made of durable high-density polypropylene - will not rust, corrode, or bend out of shape even when fully loaded.

Heavy-duty construction provides a superior service life resulting in lower replacement costs than "budget-priced" totes. Smooth surfaces are easy to clean and are resistant to most solvents and chemicals. Available optional lids protect contents from dust and damage. Stackable with or without lids for shipping. When empty and without lids, totes nest for space saving storage. Available in Red, Blue or Gray -- please specify. Gray totes manufactured from FDA-approved materials. FOB Shipping Point.

Label Holders

Clear plastic holders attach easily to NST's with or without the lid in place. Holders accommodate labels up to 3¾" x 5". 6 holders per package.

H35010 Optional Label Holder
Wt. 1 (lbs.) Price/Pkg. \$13.03

CONTAINERS										LIDS				
Product No.	Outside Dimensions L x W x D	A	Inside Dimensions			Cap. Cu. Ft.	Ctn. Qty.	Ctn. Wt. (lbs.)	Price Ea.	Product No.	Ctn. Qty.	Ctn. Wt. (lbs.)	Price Ea.	
			B	C	D									
H35180	18 x 11 x 6"	10"	16"	15¼"	9"	5½"	0.5	6	12	\$10.37	H35181	6	7.0	\$6.99
H35185	18 x 11 x 9"	10"	16"	15½"	9"	8"	0.8	6	15	12.54	H35181	6	7.0	6.99
H35190	19½ x 15½ x 10"	14½"	17"	16"	13½"	9"	1.2	6	23	19.39	H35191	6	11.0	9.37
H35195	19½ x 15½ x 13"	14½"	17"	15¾"	13½"	12½"	1.7	6	26	20.13	H35191	6	11.0	9.37
H35200	19½ x 13½ x 8"	12¾"	17½"	16¾"	11½"	7½"	0.8	6	23	17.07	H35201	6	10.0	10.48
H35225	23¾ x 19½ x 10"	18¼"	20½"	19¾"	16½"	9½"	2.0	3	18	24.43	H35231	3	10.0	13.97
H35230	23¾ x 19½ x 13"	18¾"	20½"	19¾"	16½"	12½"	2.6	3	21	29.10	H35231	3	10.0	13.97
H35240	23¾ x 15½ x 12"	14½"	20½"	19¾"	13"	11½"	1.7	3	20	26.46	H35241	3	8.0	14.73
H35300	29½ x 19½ x 15"	18¼"	26½"	25½"	16½"	14½"	3.7	3	32	50.01	H35301	3	12.5	21.16

BULK COLLAPSIBLE CONTAINERS, TOTES & PALLETS

Bulk Collapsible Containers

- Structured for heavy loads. Suggested uses but not limited to Automotive, Manufacturing and Distribution industries.
- Reusable, returnable, stackable and collapsible.

These high pressure injection molded containers offer the best strength-to-weight ratios available. The unique welded base provides structural integrity. Strong ergonomic plastic latches won't rust. Hinges allow access door to drop flush against the containers. Reinforced fork openings for easy access. Flat labeling area on all four sides. 1800 lb. capacity UDL (Uniform Distributed Load). FOB Shipping Point.

BULK COLLAPSIBLE CONTAINERS						
Product No.	Outside Dimensions L x W x H	Inside Dimensions L x W x H	Fill Line	Collapsed Height	Color	Wt. (lbs.) Price Ea.
HBC-3230-25	32 x 30 x 25"	29.5 x 27.5 x 19"	18.5"	12.6"	Black	50 \$175.00
HBC-3230-34	32 x 30 x 34"	29.5 x 27.5 x 28"	27.5"	12.6"	Black	62 \$195.00
HBC-4845-25	48 x 45 x 25"	44.5 x 41.5 x 19"	18.5"	12.8"	Black	101 \$240.00
HBC-4845-34-BLACK	48 x 45 x 34"	44.5 x 41.5 x 28"	27.2"	12.8"	Black	121 \$285.00
HBC-4845-34-BLUE	48 x 45 x 34"	44.5 x 41.5 x 28"	27.2"	12.8"	Blue	121 \$295.00
HBC-4845-34-BLKORG	48 x 45 x 34"	44.5 x 41.5 x 28"	27.2"	12.8"	Black Base/ Orange Sides	121 \$295.00
HBC-4845-34-BLKBLU	48 x 45 x 34"	44.5 x 41.5 x 28"	27.2"	12.8"	Black Base/ Blue Sides	121 \$295.00
HBC-4845-42	48 x 45 x 42"	44.5 x 41.5 x 36"	35.2"	20.8"	Black	142 \$360.00
HBC-4845-50	48 x 45 x 50"	44.5 x 41.5 x 44"	43.2"	28.8"	Black	166 \$445.00

HBL-4845-LID Black lid for 48 x 45" containers. Wt. 16 (lbs.) Price Ea. \$50.00



HBC-4845-34



HBC-3230-34



HBC-3230-34
Shown Collapsed

Straightwall Totes

- Available in 12 x 7", 12 x 15", 24 x 15" and 24 x 22" footprints.

Straightwall Totes have a flat bottom and are stackable. Reinforced external ribbing provides maximum strength and secure stacking. Features ergonomic carrying handles. Please specify color when ordering. Label Placards and Kanban Holders sold separately. FOB Shipping Point.



Blue Straightwall Tote



Gray Straightwall Tote



Totes Shown on HSP-4845-5 Stackable Pallet

STRAIGHTWALL TOTES					
Product No.	Size L x W x H	Fill Line	Color Options	Wt. (lbs.)	Price Ea.
HRSO-1207-5	12 x 7.4 x 5"	4.5"	Blue, Gray	1.2	\$7.50
HRSO-1215-5	12 x 15 x 5"	4.4"	Blue, Gray	1.8	8.25
HRSO-1215-7	12 x 15 x 7.5"	6.8"	Blue, Gray, Green	2.6	9.35
HRSO-1215-9	12 x 15 x 9.5"	8.9"	Blue, Gray, Green	2.7	10.00
HRSO-2415-5	24 x 15 x 5"	4.4"	Blue, Gray, Green	2.9	11.25
HRSO-2415-7	24 x 15 x 7.5"	6.8"	Blue, Gray, Green	3.8	12.80
HRSO-2415-9	24 x 15 x 9.5"	8.8"	Blue, Gray, Green	5	16.15
HRSO-2415-11	24 x 15 x 11"	10.2"	Blue, Gray	5.4	18.35
HRSO-2415-14	24 x 15 x 14.5"	13.8"	Blue, Gray	6.3	21.45
HRSO-2422-7	24 x 22.5 x 7.5"	6.8"	Blue, Gray	4.5	20.25
HRSO-2422-11	24 x 22.5 x 11"	10.2"	Blue, Gray	6.5	25.25
HRSO-2422-14	24 x 22.5 x 14.5"	13.8"	Blue, Gray	7.1	29.70

Lids for Straightwall Totes

HL-1215-LID Gray lid for 12 x 15" totes. Wt. 0.9 (lbs.) Price Ea. \$6.75

HL-2415-LID Gray lid for 24 x 15" totes. Wt. 1.5 (lbs.) Price Ea. \$8.00

Label Placard

HLABEL 6½" x 4½" white label surface that is applied to tote sides. The specially treated surface allows you to apply barcodes and shipping labels that can later be easily removed. Price Ea. \$1.00



Kanban Card Holders

HKANBAN 8" x 4.2" plastic card holders that snap into the side of the totes. Price Ea. \$1.30



Kanban Holder

HRSO-2415-5 Shown with Optional Kanban Holder

\$100 minimum order on page

Pallets


- Nestable and stackable pallets and top caps.

High pressure injection molded. Unique two-piece welded design offers increased durability and impact resistance, while adding strength and reducing weight. Pallets are Black. Seat Belt option available for cargo strapping with the Stackable Pallet and Top Cap only. FOB Shipping Point.


Seatbelt Sets are available as an option with the Stackable Pallet and Top Cap. Includes 2 buckles and 2 retractors with a 66" long nylon belt for each. The buckles are attached to the top caps and the retractors are attached to the pallet. These come factory attached and must be ordered with the Stackable Pallet and Top Cap. Designed to standard AIAG 48" x 45" pallet footprint.

Seatbelt option...Add 4 lbs. to the weight and add \$50.00 to the price.

PALLET					
Product No.	Description	Size L x W x H	Entry	Wt. (lbs.)	Price Ea.
HSP-4845-5	Stackable Pallet	48 x 45 x 5"	4 Way	50	\$122.00
HSP-4845-TC	Top Cap for Stackable Pallet	48 x 45 x 1"	-	16	50.00
HNP-4845-6	Nestable Pallet	48 x 45 x 6"	4 Way	43	97.50
HNP-4845-TC	Top Cap for Nestable Pallet	48 x 45 x 1"	-	20	50.00



HSP-4845-5 Stackable Pallet



HNP-4845-6 Nestable Pallet



Pallet and Top Cap with Seatbelts Shown with Straightwall Totes (sold separately)



Optional Seatbelt Set (2 Sides)

ESD-Safe Products

ESD-Safe bins and totes are designed to protect contents from static electricity. Choose from the LEWISBins+brand of divider boxes, part bins, shelf bins and trays to meet the needs of your application. Ideal for electronics, sensors and other sensitive electronic components. FOB Shipping Point.




Divider Boxes

- Strong stacking ridge and innovative ribbed walls ensures high performance.
- Smooth gravity flow interior offers easy access to contents.
- Label insert area for easy identification.
- Load capacity of 40 lbs. per container.

Product No.	Outside Dim.		Inside Dim.		Container Height	Product Clearance (w/Snap-On Cover)	Volume (cu. ft.)	Carton Qty.	Wt. (lbs.)	Price Ea.
	Top L x W	Bottom L x W	Top L x W	Bottom L x W						
ESD-SAFE DIVIDER BOX CONTAINERS										
1000 SERIES										
HDC1025-XL	10.8 x 8.3"	9.8 x 7.3"	9.2 x 6.6"	9.1 x 6.5"	2.5"	2.4"	0.07	24	0.5	\$10.11
HDC1035-XL	10.8 x 8.3"	9.8 x 7.3"	9.2 x 6.6"	9.2 x 6.6"	3.5"	3.4"	0.11	16	0.7	10.98
HDC1050-XL	10.8 x 8.3"	9.8 x 7.3"	9.3 x 6.6"	9.1 x 6.4"	5.0"	4.9"	0.16	16	0.9	13.47
2000 SERIES										
HDC2025-XL	16.5 x 10.9"	15.5 x 9.9"	14.8 x 9.2"	14.7 x 9.1"	2.5"	2.4"	0.16	12	1.0	14.64
HDC2035-XL	16.5 x 10.9"	15.5 x 9.9"	14.8 x 9.3"	14.8 x 9.2"	3.5"	3.4"	0.24	8	1.1	15.68
HDC2050-XL	16.5 x 10.9"	15.5 x 9.9"	14.9 x 9.3"	14.8 x 9.3"	5.0"	4.9"	0.36	8	1.4	18.17
HDC2060-XL	16.5 x 10.9"	15.5 x 9.9"	14.9 x 9.4"	14.9 x 9.3"	6.0"	5.9"	0.43	8	1.6	19.25
HDC2070-XL	16.5 x 10.9"	15.5 x 9.9"	15.0 x 9.3"	14.8 x 9.3"	7.0"	6.9"	0.51	6	1.9	23.82
HDC2080-XL	16.5 x 10.9"	15.5 x 9.9"	15.1 x 9.3"	14.8 x 9.2"	8.0"	7.9"	0.59	6	2.0	25.17
3000 SERIES										
HDC3050-XL	22.4 x 17.4"	20.9 x 15.9"	20.3 x 15.3"	20.1 x 15.1"	5.0"	4.9"	0.79	4	2.8	34.28
HDC3060-XL	22.4 x 17.4"	20.9 x 15.9"	20.3 x 15.3"	20.1 x 15.1"	6.0"	5.9"	0.97	4	3.0	38.18
HDC3080-XL	22.4 x 17.4"	20.9 x 15.9"	20.3 x 15.3"	20.1 x 15.1"	2.0"	7.9"	1.32	4	4.0	44.91
HDC3120-XL	22.4 x 17.4"	20.9 x 15.9"	20.3 x 15.3"	20.1 x 15.1"	12.0"	11.9"	2.00	3	6.0	53.54

Product No.	Outside Dim. L x W x H	ESD-SAFE PART BINS		Carton Qty.	Wt. (lbs.)	Price Ea.
		Inside Dim. L x W	Hopper Height			
HPB10-FXL	3.5 x 4.0 x 2.0"	3.0 x 3.4"	1.1"	24	0.2	\$5.02
HPB20-FXL	7.0 x 4.0 x 2.9"	6.0 x 3.4"	1.6"	24	0.3	4.56
HPB22-FXL	6.6 x 8.8 x 2.9"	6.0 x 8.1"	1.6"	12	0.6	12.61
HPB30-FXL	9.5 x 5.8 x 5.0"	8.4 x 5.0"	2.6"	12	0.7	9.93
HPB31-FXL	9.3 x 8.8 x 5.0"	8.4 x 8.0"	2.5"	8	0.9	22.70
HPB40-FXL	12.8 x 8.1 x 6.0"	11.8 x 7.1"	3.1"	12	1.5	25.47
HPB41-FXL	12.8 x 11.4 x 6.0"	11.8 x 10.5"	3.1"	12	1.6	30.82
HPB50-FXL	18.5 x 11.6 x 7.1"	17.1 x 10.8"	3.8"	6	2.4	46.32
ESD-SAFE PART BINS WITH DIVIDERS						
HPB10x-XL	3.5 x 4.0 x 2.0"	3.0 x 3.4"	1.1"	24	0.3	5.08
HPB20x-XL	7.0 x 4.0 x 2.9"	6.0 x 3.4"	1.6"	24	0.3	8.54
HPB22x-XL	6.6 x 8.8 x 2.9"	6.0 x 8.1"	1.6"	12	0.6	14.41
HPB30x-XL	9.5 x 5.8 x 5.0"	8.4 x 5.0"	2.6"	12	0.8	18.26
HPB31x-XL	9.3 x 8.8 x 5.0"	8.4 x 8.0"	2.5"	8	1.1	25.31
HPB41x-XL	12.8 x 11.4 x 6.0"	11.8 x 10.5"	3.1"	12	1.9	33.15



Part Bins

- Strong stacking ridge and innovative ribbed walls ensures high performance.
- Smooth gravity flow interior offers easy access to contents.
- Label insert area for easy identification.
- Load capacity of 40 lbs. per container.



Shelf Bins

- Nestable hopper bins designed enhance inventory control and part organization.
- Built-in hang lock allows bin to tilt out for full part accessibility.

Product No.	Outside Dim. L x W x H	ESD-SAFE SHELF BINS		Carton Qty.	Wt. (lbs.)	Price Ea.
		Inside Dim. L x W				
12" SHELF BINS						
HSB1204-4XL	11 1/2 x 4 1/2 x 4"	10 1/4 x 3 1/2"		24	0.32	\$9.98
HSB1204-6XL	11 1/2 x 6 x 4"	10 1/4 x 5 1/2"		12	0.40	10.92
HSB1204-8XL	11 1/2 x 8 x 4"	10 1/4 x 7 1/2"		12	0.50	13.88
18" SHELF BINS						
HSB1804-4XL	17 1/2 x 4 1/2 x 4"	16 1/2 x 3 1/2"		24	0.44	12.76
HSB1804-7XL	17 1/2 x 6 x 4"	16 1/2 x 5 1/2"		12	0.58	14.02

Product No.	ESD-SAFE ASSEMBLY TRAYS		Carton Qty.	Wt. (lbs.)	Price Ea.
	Outside Dim. L x W x H				
HTR1812-1ESD	18.0 x 12.0 x 1.0"		10	1.8	\$21.55
HTR1814-1ESD	18.0 x 14.0 x 1.0"		10	1.8	21.81
HTR2015-1ESD	20.4 x 15.1 x 1.0"		10	2.0	24.40
HTR2618-1ESD	25.8 x 17.9 x 1.1"		10	3.0	24.84



Trays

- Resistant to abrasion and chemicals.
- Easily cleans in steam or water with a temperature range of -60° F to 250° F.

\$111.00 Minimum Order

STORAGE CONTAINERS



LEWISBins+ Parts Bins

- High quality polypropylene bins for secure storage of small parts.
- Hopper front with curved design enables convenient part retrieval.



Slide-In Divider

Helps keep parts organized. Features wide stacking ridge for stacking to save space. Large front label slot allows bar code or ID card. Hang bins on metal storage systems or simply stack them on work surface. The ideal solution for work-in-process, storage and inventory control. Works with most other brands of bins, shelving and metal storage systems. Available in 7 industry standard sizes and comes in 5 vibrant colors. Available in Red, Blue, Yellow, Green and Sand -- please specify. FOB Shipping Point.

Product No.	Outside Size L x W x H	Hanging On Rack Cap. (lbs.)	Ctn. Qty.	Wt. (lbs.) Ea.	Price Ea.
HPB54-3	5 1/2 x 4 1/2 x 3"	15	24	0.17	\$1.05
HPB74-3	7 1/2 x 4 1/2 x 3"	25	24	0.24	1.74
HPB105-5	10 1/2 x 5 1/2 x 5"	30	12	0.62	4.43
HPB108-7	10 1/2 x 8 1/2 x 7"	100	6	0.99	7.64
HPB1011-5	10 1/2 x 11 x 5"	50	6	0.99	7.09
HPB104-4	10 1/2 x 4 1/2 x 4"	30	12	0.48	3.16
HPB1405-5	14 1/2 x 5 1/2 x 5"	50	12	1.0	6.04
HPB148-7	14 1/2 x 8 1/2 x 7"	60	12	1.45	9.23
HPB1416-7	14 1/2 x 16 1/2 x 7"	110	6	2.40	13.06
HPB1808-9	18 x 8 1/2 x 9"	60	6	2.1	15.87
HPB1811-10	18 x 11 x 10"	75	4	2.4	20.51
HPB1816-11	18 x 16 1/2 x 11"	75	3	3.2	24.72

Slide-In Dividers

Helps keep contents organized for instant selection. Durable Black polystyrene construction. FOB Shipping Point.

Product No.	Fits Bin Model	Ctn. Qty.	Price Ea.
HDPB5-3	HPB54-3	6	\$0.80
HDPB7-3	HPB74-3	6	0.87
HDPB10-5	HPB105-5, HPB1011-5	6	1.27
HDPB10-7	HPB108-7	6	1.60
HDPB14-5	HPB1405-5	6	1.83
HDPB14-7	HPB148-7, HPB1416-7	6	1.96
HDPB18-9	HPB1808-9	6	4.13
HDPB18-10	HPB1811-10, HPB1816-11	6	4.47



(Shown with Optional Mobile Kit)

Rail Floor Stands

- Includes bin assortment.
- Stands up to heavy-duty industrial use.

Single or double-sided stands meet a wide variety of storage and work-in-process needs. Made of durable 16 ga. steel. Add a mobile kit to double sided floor stand for greater versatility. Durable Gray enamel finish. FOB Shipping Point.


Product No.	Description	Size H x L	No. Bins	Wt. (lbs.)	Price Ea.
HFS114-BMPB	1 sided, 14 rails	54 x 36"	40	87.4	\$367.86
HFS214-BMPB	2 sided, 14 rails	54 x 36"	80	121.8	550.51
HMK4000-B Mobile Kit w/4" casters for 2 sided floor stand. Wt. 7 (lbs.) Price Ea. \$77.67					

\$111.00 Minimum Order

ESD-Safe® Plastibox® Containers

- Organize and store electronically sensitive parts and supplies.
- Features label insert area for easy identification.

Permanently conductive with surface resistivity <math>< 1.0 \times 10^5</math> ohms/square. Bins hang on most louvered panels or rails for fast, efficient part retrieval. Available with or without molded-dividers. Black in color. FOB Shipping Point.



ESD-SAFE PLASTIBOX®					WITH DIVIDERS			
Product No.	Outside Size L x W x H	Carton Qty.	Wt. (lbs.)	Price Ea.	Product No.	Carton Qty.	Wt. (lbs.)	Price Ea.
HPB10-FXL	3.5 x 4 x 2"	24	0.1	\$5.02	HPB10-XXL	24	0.1	\$5.08
HPB20-FXL	7 x 4 x 2.9"	24	0.3	4.56	HPB20-XXL	24	0.3	8.54
HPB22-FXL	6.6 x 8.8 x 2.9"	12	0.4	12.61	HPB22-XXL	12	0.5	14.41
HBP30-FXL	9.5 x 5.8 x 5"	12	0.6	9.93	HBP30-XXL	12	0.7	18.26
HPB31-FXL	9.3 x 8.8 x 5"	8	0.8	22.70	HPB31-XXL	8	0.9	25.31
HPB40-FXL	12.8 x 8.1 x 6"	12	1.3	25.47	—	—	—	—
HPB41-FXL	12.8 x 11.4 x 6"	12	1.5	30.82	HPB41-XXL	12	1.7	33.15
HPB50-FXL	18.5 x 11.6 x 7.1"	6	2.2	46.32	—	—	—	—

Metal STORAGE SYSTEMS

Wall Mounted Louvered Panels

- Makes efficient use of work and storage space.
- Mounts securely to walls in your work area.

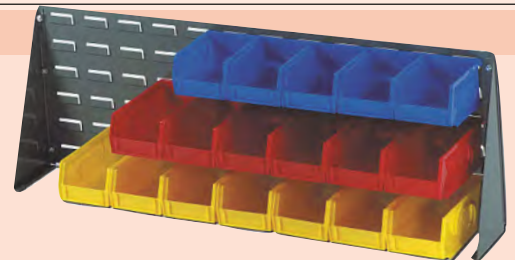
Made of 16 ga. steel construction for strong hanging support. Ideal for picking and maintenance applications. These systems work with both LEWISBins as well as most other brands of bins. Durable Gray enamel finish. Order bins separately. FOB Shipping Point.

Bench Assemblies

- Made from 16 ga. steel for strength and stability.
- Louvers securely support bins.

Space saving storage center keeps parts within easy reach. Accommodates smaller size bins. Includes panel, leg and fasteners. Durable Gray enamel finish. Order bins separately. FOB Shipping Point.

Louvered Panels - Shown with Parts Bins. Sold Separately.



WALL MOUNTED LOUVERED PANEL			
Product No.	Size H x L	Wt. (lbs.)	Price Ea.
HLP1818-CST	18 x 18"	160	5.4
HLP1236-CST	12 x 36"	160	7.1
HLP1836-CST	18 x 36"	160	10.8
BENCH ASSEMBLY			
HLP1818-CST	18 x 18"	130	5.9
HLP1236-CST	12 x 36"	100	8.3
HLP1836-CST	18 x 36"	130	13.2

STORAGE SYSTEMS



Shelf Bins

- 4" and 6" shelf bins designed for 12", 18" and 24" depth shelving units.
- Add efficiency with optional length or width shelf bin dividers.

Injection molded bins designed to replace limited use corrugated boxes for long term cost savings. Feature a raised hopper allowing up to 35% more material storage than comparable bins. A rolled-rim design with molded-in rib structure ensures bin integrity limiting damage and preventing vacuum lock when nested. Bins available in Red, Blue, Yellow and Green -- please specify. Experience enhanced picking and inventory control with the Kanban width dividers. Stock shelf bin to desired level using optional kanban divider to designate the "reserve inventory". When inventory is depleted, reposition kanban divider to the front of the bin to provide a visual cue that inventory levels are low and need replenishment. Width dividers available in Kanban Orange and Black -- please specify. Optional full length dividers lock into bin creating a second storage compartment. FOB Shipping Point.

\$111.00 Minimum Order

HSB1211-4



HSB188-4

Product No.	Outside Size L x W x H	SHELF BINS			WIDTH DIVIDERS (BLACK OR ORANGE)				LENGTH DIVIDERS (BLACK ONLY)		
		Ctn. Qty.	Wt. (lbs.)	Price Ea.	Product No.	Ctn. Qty.	Price Ea. Black	Price Ea. Orange	Product No.	Ctn. Qty.	Price Ea. Black
HSB122-4	11" x 2 1/2" x 4"	36	0.3	\$1.56	-	-	-	-	-	-	-
HSB124-4	11" x 4" x 4"	24	0.3	1.58	HDVSB4-4	40	\$0.58	\$0.64	HDSLBS12-4	24	\$1.49
HSB126-4	11" x 6" x 4"	12	0.4	2.46	HDVSB6-4	40	0.67	0.74	HDSLBS12-4	24	1.49
HSB128-4	11" x 8" x 4"	12	0.5	2.66	HDVSB8-4	40	1.04	1.14	HDSLBS12-4	24	1.49
HSB1211-4	11" x 1 1/2" x 4"	12	0.7	4.00	HDVSB11-4	40	1.26	1.39	HDSLBS12-4	24	1.49
HSB124-6	11" x 4" x 6"	16	0.5	2.79	HDVSB4-6	24	0.72	0.79	HDSLBS12-6	24	1.76
HSB126-6	11" x 6" x 6"	8	0.6	3.71	HDVSB6-6	24	0.87	0.96	HDSLBS12-6	24	1.76
HSB128-6	11" x 8" x 6"	8	0.8	4.18	HDVSB8-6	24	1.66	1.83	HDSLBS12-6	24	1.76
HSB1211-6	11" x 1 1/2" x 6"	8	0.9	6.44	HDVSB11-6	24	1.94	2.13	HDSLBS12-6	24	1.76
HSB184-4	17" x 4" x 4"	24	0.5	2.21	HDVSB4-4	40	0.58	0.64	HDSLBS18-4	24	2.12
HSB186-4	17" x 6" x 4"	12	0.6	3.02	HDVSB6-4	40	0.67	0.74	HDSLBS18-4	24	2.12
HSB188-4	17" x 8" x 4"	12	0.8	4.17	HDVSB8-4	40	1.04	1.14	HDSLBS18-4	24	2.12
HSB1811-4	17" x 1 1/2" x 4"	12	1.0	6.60	HDVSB11-4	40	1.26	1.39	HDSLBS18-4	24	2.12
HSB184-6	17" x 4" x 6"	16	0.7	3.54	HDVSB4-6	24	0.72	0.79	HDSLBS18-6	24	2.28
HSB186-6	17" x 6" x 6"	8	1.0	4.57	HDVSB6-6	24	0.87	0.96	HDSLBS18-6	24	2.28
HSB188-6	17" x 8" x 6"	8	1.2	5.42	HDVSB8-6	24	1.66	1.83	HDSLBS18-6	24	2.28
HSB1811-6	17" x 1 1/2" x 6"	8	1.3	10.42	HDVSB11-6	24	1.94	2.13	HDSLBS18-6	24	2.28
HSB244-4	23" x 4" x 4"	12	0.8	4.23	HDVSB4-4	40	0.58	0.64	HDSLBS24-4	24	2.35
HSB246-4	23" x 6" x 4"	6	1.0	5.90	HDVSB6-4	40	0.67	0.74	HDSLBS24-4	24	2.35
HSB248-4	23" x 8" x 4"	6	1.2	7.16	HDVSB8-4	40	1.04	1.14	HDSLBS24-4	24	2.35
HSB2411-4	23" x 1 1/2" x 4"	6	1.3	8.79	HDVSB11-4	40	1.26	1.39	HDSLBS24-4	24	2.35

HDVSB dividers available in Black and Orange - please specify color. HDLSB dividers are Black.

Shelf Systems With Hopper Fronts

- Shelving combines with convenient hopper front bins for maximum parts organization and retrieval.
- Complete with shelving and bins.

Designed for large storage capacity and ease of use. Rugged storage unit is easy to assemble with nut and bolt construction. 20 ga. shelving allows maximum weight capacity per shelf. Ships unassembled. Bins available in Red, Blue, Yellow, Green or Sand -- please specify. FOB Shipping Point.

Product No.	Bin Cap.	No. of Shelves	Size L x W x H	Bin Size L x W x H	Wt. (lbs.)	Price Ea.
HMPB1416-7-14	14	8	36 x 18 x 73"	14 1/2 x 16 1/2 x 7"	130.6	\$481.87
HMPB148-7-28	28	8	36 x 18 x 73"	14 1/2 x 8 1/2 x 7"	137.6	555.09
HMPB1405-5-60	60	11	36 x 18 x 73"	14 1/2 x 15 1/2 x 5"	92	733.10
HMPB1808-9-24	24	7	36 x 18 x 73"	18 x 18 1/4 x 9"	92	656.41
HMPB1811-10-15	15	7	36 x 18 x 73"	18 x 11 x 10"	92	585.41
HMPB1816-11-10	10	6	36 x 18 x 73"	18 x 16 1/2 x 11"	92	494.29



HMPB1416-7-14



HMPB148-7-28

Shelf Systems With Storage Bins

- Up to 96 bin capacity for storage and organization of small parts or supplies.
- For superior storage capacity and strength.

Rugged 20 ga. steel shelving combines with sturdy storage bins for greater efficiency. Complete with 13 shelves. Easy to assemble nut and bolt construction. Ships unassembled. Bins available in Red, Blue, Yellow or Green -- please specify. FOB Shipping Point.



HMSB1204-6-60

HMSB1804-7-60

Product No.	Bin Cap.	Shelf Cap. (lbs.)	12" DEEP UNITS		Wt. (lbs.)	Price Ea.
			Size W x L x H	Bin Size W x D x H		
HMSB1204-4-96	96	350	36 x 12 x 73"	11.6 x 4.1 x 4"	119.8	\$492.93
HMSB1204-6-60	60	350	36 x 12 x 73"	11.6 x 6.6 x 4"	121	489.45
HMSB1204-8-48	48	350	36 x 12 x 73"	11.6 x 8.4 x 4"	115	469.89
18" DEEP UNITS						
HMSB1804-4-96	96	410	36 x 18 x 73"	17.9 x 4.1 x 4"	187.4	638.29
HMSB1804-7-60	60	410	36 x 18 x 73"	17.9 x 6.6 x 4"	185	608.65
24" DEEP UNITS						
HMSB2404-7-60	60	450	36 x 24 x 73"	23.6 x 6.6 x 4"	243	868.71

Metal Storage Cabinets

- Heavy Duty storage cabinets keep your valuable parts secure and organized.
- Storage Cabinets available with multiple-sized bins for organizing large and small parts with ease.

Rugged and durable metal storage cabinets provide maximum security against theft. Gray baked enamel finish stands up to heavy-duty industrial environments. The perfect organizational cabinet. FOB Shipping Point.



HCAB60

METAL STORAGE CABINET						
Product No.	Bin Cap.	Size W x D x H	Includes	Bin Sizes L x W x H	Wt. (lbs.)	Price Ea.
36" STORAGE CABINET						
HCAB36	126	36 x 24 x 78"	92 yellow bins 32 yellow bins	7" x 4" x 3" 14 1/2" x 8" x 7"	596	\$2,290.53
48" STORAGE CABINET						
HCAB48	184	48 x 24 x 78"	144 yellow bins 40 yellow bins	7" x 4" x 3" 14 1/2" x 8" x 7"	732	3,031.58
60" STORAGE CABINET						
HCAB60	217	60 x 24 x 78"	160 yellow bins 30 yellow bins 18 yellow bins 9 yellow bins	7" x 4" x 3" 10" x 5 1/2" x 5" 14 1/2" x 8 1/4" x 7" 14 1/2" x 16 1/2" x 7"	712	3,831.58

POLY CONTAINERS

PROVIDES MAXIMUM space utilization.

Polyewton® Stack-N-Nest Containers

- Stack with or without covers.
- Nest at alternating 180° positions.

Provides maximum space utilization. Ideal in general manufacturing, food processing and distribution uses. Temperature resistant 0°F to 120°F. Easily cleanable and ideal for handling unpackaged goods. Containers won't rust, rot or corrode. Resistant to the damaging effects of oil, most chemical solvents, water and steam. Uniform container weight. Safe to handle – no sharp edges, burrs or splinters. Maximum 70 lbs. load capacity per container – 300 lbs. stacked. Available in Gray, Red and Blue – please specify. Metal dollies are available for Polyewton® containers. Call for price and availability. FOB Shipping Point.



Product No.	Outside Dim.		Inside Dim.			Vol Cu. Ft.	Ctn. Qty.	Wt. (lbs.) Ea.	Price Ea.	COVERS	
	Top L x W	Bottom L x W	Top L x W	Bottom L x W	Height					Product No.	Price Ea.
HSN2012-6	20.1 x 13"	18.5 x 11.5"	18.1 x 12"	17.3 x 11.3"	6.2"	0.6	5	3.3	\$12.25	HCSN2012-1	\$7.00
HSN2013-12	19.4 x 12.9"	17.3 x 10.9"	15.8 x 11.8"	14.8 x 10.6"	12.1"	1.3	5	4.2	19.32	HCSN2013-1	6.67
HSN2117-12	21 x 17"	18.8 x 15"	17.4 x 15.8"	17.4 x 14.8"	12"	1.8	5	5.4	27.50	HCSN2117-1	9.33
HSN2414-8	24 x 14.1"	21.8 x 11.5"	19.5 x 12.3"	18.5 x 11.3"	7.9"	1.1	5	4.9	17.28	HCSN2414-1	7.33
HSN2420-13	24 x 20"	21.6 x 17.7"	21.5 x 18.8"	20.4 x 17.4"	13"	2.7	5	5.5	28.06	HCSN2420-1	13.48
HSN2618-10	26.1 x 18.7"	24 x 15.9"	23.4 x 17.4"	22.3 x 15.7"	10.5"	2.1	5	5.3	27.90	HCSN2618-1	12.67
HSN2818-10	28.4 x 18.7"	26 x 15.9"	25.6 x 17.4"	24.6 x 15.7"	10.5"	2.3	5	6.9	29.00		
HSN3022-6	29.6 x 22.4"	28.3 x 21"	27.6 x 21.4"	26.1 x 20.5"	6.1"	2.1	1	6.8	27.20		
HSN3024-15	30.1 x 24"	27 x 21"	27.6 x 22.5"	25.8 x 20.8"	15.1"	4.7	1	8.9	56.81		

Fiberglass Plexton® Containers



- Durable 500 lb. load-carrying capacity.
- Bottom container in a stack supports up to 3000 lbs.

Stack-N-Nest containers have a uniform .1" wall thickness that provides extra strength and durability. Smooth outside surface and radius angles are safe to handle, easy and clean and have no protrusions or sharp edges. Compression molded of high strength reinforced polyester resin – provides stability and capacity to withstand extreme temperatures of –60°F to +300°F. Ideal for heavy duty storage, work-in-process and distribution uses. Consistent tare weights make weighing of parts much easier and quicker. Please specify color – see chart. Stack-N-Nest covers are stocked in Gray. Nest only covers are stocked in Gray and Lt. Blue. Other colors available -- call for price. FOB Shipping Point.



Product No.	Size L x W x H	Stock Colors	STACK-N-NEST CONTAINERS			Cover Product No.	Price Ea.	Dollies Product No.	Price Ea.
			Qty. Ctn.	Wt. (lbs.) Ea.	Price Ea.				
HSN1610-5-P	17.9 x 10.8 x 5"	Gray, Green, Red, Lt. Blue, Lt Yellow	10	3.3	\$18.77	HCSN1610-1	\$14.81	HDOC1610-1	\$74.45
HSN1812-6-P	19.8 x 12.8 x 6"	Gray, Green, Red, Lt. Blue, Lt Yellow	10	4.2	23.46	HCSN1812-1	15.95	HDOC1812-1	74.99
HSN1812-8-P	20.6 x 13 x 8"	Gray, Green, Red, Lt. Blue, Lt Yellow	10	5.4	27.32	HCSN2013-1	22.24	HDOC2013-1	81.80
HSN2010-7-P	24.1 x 11.4 x 6.9"	Gray, Green, Red, Lt. Blue, Lt Yellow	10	4.9	29.35	HCSN2010-1	18.55	HDOC2010-1	76.82
HSN2010-9-P	24.1 x 11.4 x 9"	Gray, Green, Red, Lt. Blue, Lt Yellow	10	5.5	31.13	HCSN2010-1	18.55	HDOC2010-1	76.82
HSN2214-5-P	24.3 x 14.8 x 5.1"	Gray, Green, Red, Lt. Blue, Lt Yellow	8	5.3	30.33	HCSN2214-1	19.91	HDOC2214-1	78.99
HSN2214-8-P	24.3 x 14.8 x 8"	Gray, Green, Red, Lt. Blue, Lt Yellow	8	6.9	31.89	HCSN2214-1	19.91	HDOC2214-1	78.99
HSN2217-10W	25.3 x 18.1 x 10.1"	Gray, Green, Red, Lt. Blue, Lt Yellow	10	8.9	42.28	HCSN2217-1	22.46	HDOC2217-1	82.43
HSN2217-6W	25.3 x 18.1 x 6.1"	Gray, Green, Red, Lt. Blue, Lt Yellow	10	6.8	34.74	HCSN2217-1	22.46	HDOC2217-1	82.43
HSN2419-14W	27.5 x 19.9 x 14.1"	Gray, Green, Red, Lt. Blue, Lt Yellow	5	12.3	57.37	HCSN2419-1	28.07	HDOC2419-1	91.63
HSN2713-7P	29.6 x 13.8 x 7.0"	Gray, Green, Red, Lt. Blue, Lt Yellow	10	6.3	34.64				
HSN2716-11W	30.6 x 16.9 x 11.1"	Gray, Green, Red, Lt. Blue, Lt Yellow	5	11.1	55.98	HCSN2716-1	24.37	HDOC2716-1	87.81
HSN3023-8W	34.1 x 24 x 8.1"	Gray, Green, Red, Lt. Blue, Lt Yellow	5	13.3	62.82				
HSN3919-14W	42.5 x 20.1 x 14.1"	Gray, Green, Red, Lt. Blue, Lt Yellow	1	20.9	79.41	HCSN3919-1	37.46	HDOC3919-1	117.91
NEST ONLY BOXES									
HNO65-2	6.3 x 4.9 x 2.1"	Gray, Green, Red, Lt. Blue, Lt Yellow	48	.5	6.48	HCNO65-1	5.46		
HNO96-2	9.8 x 6.2 x 2.1"	Gray, Green, Red, Lt. Blue, Lt Yellow	48	.5	8.88	HCNO96-1	7.10		
HNO96-4	9.8 x 6.2 x 4.5"	Gray, Green, Red, Lt. Blue, Lt Yellow	16	1.3	12.14	HCNO96-1	7.10		
HNO118-4	11.9 x 8.8 x 4.1"	Gray, Green, Red, Lt. Blue, Lt Yellow	10	1.7	12.95	HCNO118-1	9.01		
HNO129-2	12.4 x 9.8 x 2.1"	Gray, Green, Red, Lt. Blue, Lt Yellow	22	1.3	12.27	HCNO129-1	9.14		
HNO1411-4SSM	14.6 x 11.6 x 4.1"	Gray, Green, Red	10	1.3	16.32	—			
HOPPER-FRONT CONTAINERS									
HSH1811-7PSM	18.1 x 11.4 x 7.6"	Gray, Green, Red	10	3.8	23.97				
HSH2411-8PSM	24 x 11.4 x 7.9"	Gray, Green, Red	10	5.1	28.66				
HSH2416-8PSM	24.1 x 16.3 x 8"	Gray, Green, Red	5	7	35.98				
TRAYS									
HTR1812-1	18 x 12 x 1"	Gray	10	1.6	15.69				
HTR1814-1	18 x 14 x 1"	Gray	10	1.8	15.93				
HTR2015-1	20.4 x 15.1 x 1"	Gray	10	2	18.99				
HTR2618-1	25.8 x 17.9 x 1.1"	Gray	10	3	23.87				

\$111.00 Minimum Order

STORAGE CONTAINERS



DividerPak II - DIVIDER BOX CONTAINERS

- All containers can be divided into compartments by length and or width on 1.25" centers.
- Molded-in stacking ridge assures stacking securely with or without covers.

Ideal for use in commercial, industrial, electronics or healthcare applications. Perfect for storage, assembly, fabrication and distribution uses. Handles up to 40 lbs. each container - bottom container supports loads up to 250 lbs. One set of snaps included on all containers. "No-guess" textured divider grid and numbered divider slots. HNDC products have large, flat areas on all four sides for content identification. Security tie holes on both ends of HNDC models. Available in Gray, Red, Light Blue and Dark Blue. ESD boxes in conductive XL (add suffix - XL). FOB Shipping Point.



STANDARD Product No.*	Outside Dim. Top L x W	Bottom L x W	Inside Dim. Top L x W	Bottom L x W	Height	Volume Cu. Ft.	Ctn. Qty.	Wt (lbs.) Ea.	STANDARD Price Ea.	XL Price Ea.
HDC1025	10.8 x 8.3"	9.8 x 7.3"	9.2 x 6.6"	9.1 x 6.5"	2.5"	0.07	24	0.5	\$5.70	\$10.11
HDC1035	10.8 x 8.3"	9.8 x 7.3"	9.2 x 6.6"	9.1 x 6.5"	3.5"	0.11	16	0.6	5.87	10.98
HDC1050	10.8 x 8.3"	9.8 x 7.3"	9.2 x 6.6"	9.1 x 6.5"	5"	0.16	16	0.8	6.10	13.47
HDC2025	16.5 x 10.9"	15.5 x 9.9"	14.8 x 9.2"	14.7 x 9.1"	2.5"	0.16	12	0.9	7.23	14.64
HNDC2035	16.5 x 10.9"	15.5 x 9.9"	14.8 x 9.2"	14.8 x 9.2"	3.5"	0.24	8	1.1	7.93	15.68
HNDC2050	16.5 x 10.9"	15.5 x 9.9"	14.8 x 9.2"	14.8 x 9.2"	5"	0.36	8	1.4	9.65	18.17
HNDC2060	16.5 x 10.9"	15.5 x 9.9"	14.8 x 9.2"	14.8 x 9.2"	6"	0.43	8	1.5	9.96	19.25
HNDC2080	16.5 x 10.9"	15.5 x 9.9"	14.8 x 9.2"	14.8 x 9.2"	8"	0.59	6	2	12.43	25.17
HDC3050	22.4 x 17.4"	20.9 x 15.9"	20.3 x 15.3"	20.1 x 15.1"	5"	0.79	4	2.6	14.15	34.28
HNDC3060	22.4 x 17.4"	20.9 x 15.9"	20.3 x 15.3"	20.1 x 15.1"	6"	0.97	4	2.5	14.41	38.18
HNDC3080	22.4 x 17.4"	20.9 x 15.9"	20.3 x 15.3"	20.1 x 15.1"	8"	1.32	4	3.3	19.43	44.91
HNDC3120	22.4 x 17.4"	20.9 x 15.9"	20.5 x 15.5"	20.1 x 15.1"	12"	2	3	5.4	25.39	53.54

*FOR XL Material add suffix - XL.

Fits Container No.	Standard Product No.	No. Of Short Dividers	SHORT DIVIDERS STANDARD MATERIAL		Standard Product No.	No. Of Long Dividers	LONG DIVIDERS STANDARD MATERIAL		XL MATERIAL Price Ea.
			Price Ea.	XL MATERIAL Price Ea.			Price Ea.	XL MATERIAL Price Ea.	
HDC1025	HDV0825	7	\$0.73	\$1.33	HDV1025	5	\$0.83	\$1.41	
HDC1035	HDV0835	7	0.73	1.41	HDV1035	5	0.83	1.72	
HDC1050	HDV0850	7	0.75	1.65	HDV1050	5	0.84	2.06	
HDC2025	HDV1025	11	0.83	1.41	HDV1625	7	1.22	1.76	
HNDC2035	HDV1035	11	0.83	1.72	HDV1635	7	1.63	2.70	
HNDC2050	HDV1050	11	0.84	2.06	HDV1650	7	1.64	3.56	
HNDC2060	HDV1060	11	1.61	3.15	HDV1660	7	1.87	3.73	
HNDC2080	HDV1080	11	1.93	3.59	HDV1680	7	2.08	4.87	
HDC3050	HDV1750	15	1.73	3.70	HDV2250	11	1.88	4.06	
HNDC3060	HDV1760	15	1.82	4.06	HDV2260	11	2.29	4.65	
HNDC3080	HDV1780	15	2.13	4.56	HDV2280	11	2.67	5.75	
HNDC3120	HDV17120	15	5.15	9.40	HDV22120	11	5.31	9.87	

Divider Box Covers

- Multiple cover options are available in a variety of materials.
- Choice of two versatile styles to protect your product from impact, dust and chemicals throughout your facility. FOB Shipping Point.



Heavy Duty Snap-On Cover

This durable cover snaps easily and securely onto the container. Available in Solid Gray, XL Black, or Clear material for easy visual inspection of contents.



Insert Cover

This cover rests inside the container perimeter stacking ridge. Covers are available in XL Black.

DIVIDER BOX COVERS

Product No.	Fits Container Series	Cover Style	Cover Material	Wt. (lbs.)	STANDARD		XL
					Price Ea.	Price Ea.	Price Ea.
HCDC1000	1000 Series	Insert	Solid	0.3	N/A	\$3.17	N/A
HCDC1020	1000 Series	Snap-on	Clear	0.3	\$6.11	N/A	N/A
HCDC1040	1000 Series	Snap-on	Solid	0.3	3.19	4.75	5.28
HCDC2000	2000 Series	Insert	Solid	0.6	N/A	5.28	N/A
HCDC2020	2000 Series	Snap-on	Clear	0.8	7.90	N/A	N/A
HCDC2040	2000 Series	Snap-on	Solid	0.6	6.21	9.83	N/A
HCDC3000	3000 Series	Insert	Solid	1	N/A	13.70	N/A
HCDC3020	3000 Series	Snap-on	Clear	1.2	15.43	N/A	N/A
HCDC3040	3000 Series	Snap-on	Solid	1.4	8.61	16.80	N/A

For XL material add suffix -XL. Solid = Solid Gray

\$111.00 Minimum Order

FliPak™ Containers

- Stack when closed and nest when empty for storage and distribution efficiency.
- Hinged covers prevent loss of expensive product.

FliPak™ containers work well with all types of automated equipment and conveying systems. Returnable and reusable for over 250 trips, these containers provide an excellent return on investment. Widely used in industrial, confection, electronics, retail merchandising, pharmaceutical, food service and healthcare applications. Features 1/8" or 3/16" dia. reinforced security holes for security ties or padlocks; quick-release label area on attached hinged cover and ends for easy reading and quick label exchange; pebble-grain bottom and recessed cover within the perimeter of container to protect against cover breakage while conveyed or shipped. Gray, Blue or Red in color. FOB Shipping Point.



FLIPAK™ CONTAINERS												
Product No.	Outside Top Size L x W	Outside Bottom Size L x W	Inside Top Size L x W	Inside Bottom Size L x W	Height	Product Clearance	Volume (cu. ft.)	Load Max. (lbs.)	Bottom Support Wt. (lbs.)	Nest Ratio	Wt. (lbs.)	Price Ea.
HFP03*	11.8 x 9.8"	9.3 x 7.0"	10.1 x 7.8"	8.7 x 6.4"	7.7"	6.5"	0.3	70	230	2.8:1	2	\$12.23
HFP06	15.2 x 10.9"	12.8 x 7.8"	13.8 x 8.9"	12.2 x 7.3"	9.7"	8.8"	0.6	70	400	4.0:1	2.9	13.93
HFP075	19.7 x 11.8"	16.9 x 9.3"	17.7 x 10.1"	16.2 x 8.6"	7.3"	6"	0.7	70	460	3.0:1	3.4	12.30
HFP143	21.9 x 15.2"	19.1 x 13.3"	21.1 x 14.4"	18.5 x 12.8"	9.3"	8.4"	1.4	50	450	4.0:1	5.0	13.92
HFP151	22.3 x 13"	19.1 x 10.9"	20.1 x 11.4"	18.9 x 10.1"	12.8"	11.75"	1.6	70	250	3.8:1	6	16.00
HFP182	21.8 x 15.2"	18.6 x 12.9"	19.8 x 14"	18.1 x 12.3"	12.9"	11.8"	1.8	70	700	4.0:1	6.5	16.32
HFP243	26.9 x 16.9"	24.4 x 14.7"	25.2 x 15.5"	23.6 x 13.9"	12.1"	11.05"	2.4	70	250	4.2:1	7.8	18.27
HFP261	23.9 x 19.6"	21.1 x 17.1"	22.2 x 18.2"	20.6 x 16.5"	12.6"	11.5"	2.7	70	250	5.3:1	7.8	25.28
HFP403	27.9 x 20.6"	25.8 x 18.7"	26 x 19"	25 x 18"	15.6"	14"	4	75	733	2.7:1	12.7	30.25

*HFP03 is not available in Red.

PLASTIC BINS



Straight Wall Stacking Bins

- They can stack and interstack with Hopper Front Bins.
- Flat walls for maximum capacity, strength and ease of cleaning.

Extra durable double-wall construction, made of HDPE. Available in Blue (-BL), Red (-RD), Yellow (-YL), or Green (-GN) -- please specify. FOB Shipping Point.

Product No.	14/6 STRAIGHT WALL BINS		Wt. (lbs.)	Price Ea.
	Size W x D x H*			
H1464.080605	6 x 8 x 5"		0.6	\$5.50
H1463.130906	9 x 13 x 6"		1.4	12.00
H1463.130908	9 x 13 x 8"		1.8	13.60
H1462.191303	13 x 19 x 3"		1.8	11.60
H1462.191305	13 x 19 x 5"		2.4	14.70
H1462.191308	13 x 19 x 8"		3.2	17.50
H1462.191312	13 x 19 x 12"		4.5	23.60
H1461.261912	19 x 26 x 12"		9.6	51.70

*Approximate dimensions.



Hopper Front Stacking Bins

- Bins resist oil, grease and are unaffected by most chemicals.
- Ergonomic design, recessed grip handle on back for easier handling.
- Extra durable double-wall construction, made of polyethylene.

Plastic stackable bins are ideal for small parts storage in shelving units, bin racks and bin carts. Bins can be labeled to optimize production processes and increase productivity. Don't buy cheap imitations that will break at first use. More than 50 years of experience manufacturing this container endorse Schaefer Plastic Bins. Available in Red (-RD), Blue (-BL), Green (-GN) or Yellow (-YL), -- please specify. Bin covers are available -- call for details. FOB Shipping Point.

Product No.	BINS		Wt. (lbs.)	Price Ea.	LF HOPPER FRONT BINS		
	Size W x D x H*				Product No.	Wt. (lbs.)	Price Ea.
HLF040402	4 x 4 x 2"	0.1	\$1.10	-	-	-	
HLF060402	4 x 6 x 2"	0.2	1.30	-	-	-	
HLF060503	5 x 6 x 3"	0.2	1.80	HLFDV0503.WH1	0.1	\$0.70	
HLF090605	6 x 9 x 5"	0.6	4.80	HLFDV0605.WH1	0.1	1.60	
HLF140806	8 x 14 x 6"	1.4	9.50	HLFDV0806.WH1	0.3	1.80	
HLF140808	8 x 14 x 8"	1.8	11.30	HLFDV0808.WH1	0.4	2.50	
HLF141906	19 x 14 x 6"	2.3	13.80	HLFDV1906.WH1	0.8	2.80	
HLF200606	6 x 20 x 6"	1.8	12.00	HLFDV0606.WH1	0.2	5.40	
HLF201206	12 x 20 x 6"	2.6	13.20	HLFDV1206.WH1	0.5	3.20	
HLF201208	12 x 20 x 8"	3.3	17.50	HLFDV1208.WH1	0.6	3.50	
HLF201212	12 x 20 x 12"	4.2	21.10	-	-	-	
HLF201812	18 x 20 x 12"	5.9	35.30	HLFDV1812.WH1	1.5	5.20	
HLF291812	18 x 29 x 12"	9.4	54.00	-	-	-	

*Approximate dimensions.

Stack and Nest Containers

- Excellent nest ratio for economical returns and efficient empty storage.
- Handles are located under the reinforced rim.

Schaefer 180° stack and nest containers are designed for storage, work in process and product distribution. They are compatible with both 48" x 40" and 48" x 45" pallets. HFB221307, HFB241614, & HFB262006 are made of heavy duty high density polypropylene. HFB231508, HFB231512 & HFB241610 are made of heavy duty high density polyethylene. Available in Red (-RD), Yellow (-YL), Blue (-BL) and Green (-GN) -- please specify. Lids are available in color too, except the HFB2315S lid which is available in Gray (-GY) only. FOB Shipping Point.



Product No.	STACK AND NEST CONTAINERS		Wt. (lbs.)	Price Ea.	LIDS		
	Size W x D x H*				Product No.	Wt. (lbs.)	Price Ea.
HFB221307	13 x 22 x 7"	4.0	\$14.90	-	-	-	
HFB231508	15 x 23 x 8"	2.7	15.90	HFB2315S.GY1	1.0	\$14.10	
HFB231512	15 x 23 x 12"	4.2	23.00	HFB2315S.GY1	1.0	14.10	
HFB241610	16 x 24 x 10"	4.8	31.50	HFB2416A	1.2	14.10	
HFB241614	16 x 24 x 14"	5.8	38.50	HFB2416S	1.4	15.10	
HFB262006	20 x 26 x 6"	3.3	24.40	-	-	-	

*Approximate dimensions.

STRAIGHT WALL CONTAINERS




ELB Containers - Economic, light weight

- 40 lb. loading capacity, 400 lb. stacking capacity.
- Optional hinged or folding lids available.

This all-round container, designed for everyday use, is as light as a feather, extremely sturdy and most importantly sensibly priced. Designed using a new material and new tool technology, the Euro light container is a high-quality product which can be used for virtually any purpose and best of all: it's affordable for all! Gray in color. FOB Shipping Point.

Most Economic Straight Wall Container




ELB CONTAINERS										
Size W x D x H*	Cap. Cu. ft.	Wt. (lbs.)	With No Lid Product No.	Price Ea.	With Dust Cover Product No.	Price Ea.	With Hinged Lid Product No.	Price Ea.	With 2-piece Hinged Lid Product No.	Price Ea.
12 x 16 x 5"	0.38	0.7	HELB4120.GY1	\$8.90	HELBD4120.GY1	\$14.60	HELBDS4120.GY1	\$19.10	HELBDH4120.GY1	\$19.80
12 x 16 x 9"	0.71	1.3	HELB4220.GY1	11.50	HELBD4220.GY1	17.20	HELBDS4220.GY1	21.70	HELBDH4220.GY1	22.40
16 x 24 x 5"	0.82	1.6	HELB6120.GY1	13.90	HELBD6120.GY1	23.90	HELBDS6120.GY1	30.40	HELBDH6120.GY1	28.70
16 x 24 x 9"	1.54	2.4	HELB6220.GY1	17.50	HELBD6220.GY1	27.50	HELBDS6220.GY1	34.00	HELBDH6220.GY1	32.30
16 x 24 x 13"	2.25	3.3	HELB6320.GY1	21.20	HELBD6320.GY1	31.20	HELBDS6320.GY1	37.70	HELBDH6320.GY1	36.00

*Approximate dimensions.

LTF Containers - Designed for manual and automated operations

- 65 lb. loading capacity, 500 lb. stacking capacity.
- Made of Polypropylene, runs silent on conveyors.

Made of FDA approved polypropylene, Schaefer LTF Straight Wall Stackable Containers feature perpendicular sides to reach maximum usable internal space. Reinforced base with patented design for optimum low noise when running conveyor systems. Specially designed corner posts to facilitate high stacking loads and easy cleaning. Has a protected area for barcode label holders, vertical lifting slots and centering holes, and are RFID compatible. Standard color is Blue. Custom colors available -- call for information. FOB Shipping Point.



LTF CONTAINERS					
Product No.	Size W x D x H*	Cap. Cu. ft.	Wt. (lbs.)	Price Ea.	
HLTF6220.1XRBL1	16 x 24 x 9"	1.54	4.5	\$21.80	
HLTF6280.1XRBL1	16 x 24 x 11"	1.90	3.5	24.30	
HLTF6320.1XRBL1	16 x 24 x 13"	2.25	4.0	26.90	

*Approximate dimensions.

FIBER GLASS CONTAINERS & TRAYS



The material matters in material handling.

Exceptional performance and durability from high strength, glass-reinforced composites. Dimensionally stable, will not bend or sag under loads.

Stacking Containers

- Heavy duty for sturdy load support.
- Stacks securely and protects contents.

Ideal for forgings, machine parts, stampings, ceramics and other hot parts emerging from molds or processing machines. Impervious to standard cutting oils, greases and solvents. Standard colors are Blue, Gray, Green or White -- please specify. Additional sizes and colors are available -- call for information. FOB Shipping Point.



Lids Sold Separately

Dolly Sold Separately

Nest & Stack Containers

- Features reinforced composite material for rough and unique applications.

Perfect for assembly line use, conveyors, carrying or storing material or fabricated parts. Design saves valuable space, stack when full, rotate 180° and nest when empty. Molded-in handle areas provide safe ergonomic handles. Easily cleaned in hot water or steam with standard detergents. Standard lids are available -- call dealer for quote. Standard colors are Blue, Gray, Green, White, Red, Yellow and Black -- please specify. Additional sizes and colors are available -- call for information. FOB Shipping Point.

Product No.	Inside Size L x W x H	STACKING CONTAINERS			Wt. (lbs.)	1-20	Price Ea. 21-199	200+
		Outside Size L x W x H	Ctn. Qty.					
H804008	17 x 11 x 1 1/2"	18 3/4 x 11 1/4 x 1 3/4"	20	46	\$19.76	\$17.18	\$15.91	
H808108	21 1/2 x 11 1/2 x 1 1/2"	22 x 12 x 1 1/4"	30	74	19.28	16.76	15.52	
H808208	21 1/2 x 11 1/2 x 3"	23 3/4 x 12 x 3 1/8"	12	45	24.30	21.12	19.56	
H808308	21 x 11 x 5 1/2"	23 3/4 x 12 x 6"	6	32	36.24	31.52	29.18	
H808408	21 x 11 x 4 1/2"	23 3/4 x 12 x 4 3/8"	8	38	29.59	25.72	23.83	
H814108	18 1/2 x 9 1/2 x 3 1/4"	20 3/4 x 11 1/4 x 3 1/4"	18	68	26.51	23.04	21.34	
H814208	18 1/2 x 9 1/2 x 4 1/2"	20 3/4 x 11 1/4 x 5"	10	56	34.61	30.09	27.87	
H814708	18 1/2 x 9 1/2 x 2 1/4"	20 3/4 x 11 1/4 x 2 3/8"	20	65	22.36	19.44	18.01	
H848008	25 3/4 x 19 1/2 x 1 3/8"	26 x 20 x 1 1/2"	12	50	32.77	28.50	26.39	
H870008	23 3/4 x 15 1/2 x 2 1/2"	25 1/4 x 17 1/4 x 3"	6	33	32.77	28.50	26.39	
H875008	23 3/4 x 15 1/2 x 4 1/4"	25 3/4 x 17 1/4 x 4 1/2"	8	50	35.96	31.26	28.95	
H880008	23 3/4 x 15 1/2 x 5 1/4"	25 3/4 x 17 1/4 x 6"	6	49	42.41	36.88	34.15	

H808218 Lid for H808108, H808208, H808308 and H808408, Wt. 2 (lbs.), 1-20 Price Ea. \$21.94, 21-199 Price Ea. \$19.08, 200 + Price Ea. \$17.67.

Product No.	Inside Size L x W x H	NEST AND STACK CONTAINERS			Wt. (lbs.)	1-20	Price Ea. 21-199	200+
		Outside Size L x W x H	Ctn. Qty.					
H780008	35 1/2 x 17 1/2 x 14 1/2"	42 1/2 x 20 x 14 1/2"	3	63	\$88.68	\$77.12	\$71.40	
H780108	35 1/2 x 17 x 7 1/2"	42 1/2 x 20 x 7 1/2"	5	67	73.76	64.13	59.37	
H780208	16 1/2 x 9 1/2 x 4 7/8"	17 1/2 x 10 1/2 x 5"	10	36	21.28	18.50	17.13	
H780308	18 3/4 x 11 3/4 x 5 1/2"	19 1/2 x 12 1/2 x 6"	10	41	24.40	21.22	19.65	
H780408	16 1/2 x 11 x 7 1/8"	20 1/2 x 12 1/2 x 8"	10	48	28.37	24.66	22.84	
H780508	19 1/2 x 12 1/2 x 7 1/8"	24 1/4 x 14 1/4 x 8"	10	61	34.04	29.60	27.41	
H780608	21 x 16 x 9 1/2"	25 1/4 x 18 x 10"	5	47	43.87	38.15	35.32	
H780708	24 1/2 x 17 1/2 x 13 1/8"	27 1/2 x 20 x 14 1/8"	5	64	59.57	51.81	47.96	
H780808	21 x 16 x 5 1/4"	25 1/4 x 18 x 6"	6	37	37.54	32.64	30.22	

Conveyor and Assembly Trays

- Excellent dimensional stability and load carrying capacity.

Low profile and radius edges facilitate use with conveyors and racks. Standard colors are Gray, Green or White -- please specify. Additional sizes and colors are available -- call for information. FOB Shipping Point.



Lids Sold Separately

Nesting Containers

- Ideal for small machined parts, nuts and bolts, etc.

Perfect for carrying or storing material or fabricated parts. Design saves valuable space, nest when empty. Standard lids are available -- call for quote. Standard colors are Black, Blue, Gray, Green, Red, White and Yellow -- please specify. Additional sizes and colors are available -- call for information. FOB Shipping Point.

Product No.	Inside Size L x W x H	CONVEYOR AND ASSEMBLY TRAYS			Wt. (lbs.)	1-20	Price Ea. 21-199	200+
		Outside Size L x W x H	Ctn. Qty.					
H207101	26 1/2 x 21 3/4 x 7 1/8"	27 1/2 x 22 3/4 x 1"	12	51	\$42.02	\$36.54	\$33.83	
H208101	22 3/4 x 19 1/4 x 7 1/8"	23 3/4 x 20 1/4 x 1"	12	46	35.47	30.84	28.56	
H209101	23 1/2 x 20 3/4 x 7 1/8"	24 1/2 x 21 1/2 x 1"	12	48	39.81	34.62	32.06	
H214101	23 1/2 x 22 1/4 x 7 1/8"	24 1/2 x 23 x 1"	10	40	44.15	38.39	35.54	
H215101	33 1/2 x 20 1/2 x 7 1/8"	34 1/2 x 21 1/2 x 1"	8	52	57.64	50.11	46.41	
H217101	26 x 19 1/4 x 7 1/8"	27 x 20 x 1"	12	58	40.96	35.62	32.98	
H218101	21 3/4 x 19 1/4 x 7 1/8"	22 1/2 x 20 x 1"	15	57	30.65	26.65	24.67	

Product No.	Inside Size L x W x H	NESTING CONTAINERS			Wt. (lbs.)	1-20	Price Ea. 21-199	200+
		Outside Size L x W x H	Ctn. Qty.					
H920108	11 x 8 x 4"	11 1/2 x 8 3/4 x 4 1/8"	2	\$15.50	\$13.48	\$12.48		
H921108	5 1/2 x 4 1/4 x 2"	6 1/8 x 4 1/4 x 2 1/8"	1	6.15	5.34	4.96		
H922108	8 7/8 x 5 1/4 x 2"	9 3/4 x 6 1/8 x 2 1/8"	1	10.87	9.46	8.75		
H923108	9 x 8 3/8 x 4 1/8"	9 3/4 x 9 1/4 x 4 1/2"	2	14.57	12.66	11.73		
H924108	8 7/8 x 8 x 2"	9 3/4 x 9 1/4 x 2 1/8"	1.5	13.05	11.35	10.51		
H926108	9 x 5 1/4 x 4 1/8"	9 3/4 x 6 1/8 x 4 1/2"	1.5	13.42	11.67	10.81		
H930108	11 1/2 x 8 1/2 x 2"	12 3/4 x 9 3/4 x 2 1/8"	1.5	14.09	12.25	11.34		
H940108	10 3/8 x 8 1/4 x 3 1/4"	11 1/2 x 9 1/4 x 3 3/8"	2	17.97	15.62	14.46		

HOPPER & VENTILATED CONTAINERS



Stack And Nest Containers

- Stack up to 3-high for ease of picking and nests when empty.
- Manufactured in 50% recycled material.

Get high-density storage and quick access to your products with Stack and Nest Hoppers. These hopper-front containers provide all the strength and tough characteristics of LEWISBins+ containers with the added ability to pick and visually inspect the contents. Stack-N-Nest Hopper Bins are manufactured in high-density polyethylene and are ideal for picking and transportation of materials. FOB Shipping Point.



HNPL215



HNPL252

STACK AND NEST CONTAINERS									
Product No.	Top Outside Dimensions L x W Top	Bottom Outside Dimensions L x W	Top Inside Dimensions L x W	Bottom Inside Dimensions L x W	Height	Wt. (lbs.)	Ctn. Qty.	Price Ea.	
HNPL215	14.9 x 11.6"	12.9 x 9.3"	13.8 x 8.5"	10.5 x 7.3"	12.5"	2	6	\$6.59	
HNPL252	20.2 x 15.2"	18.5 x 13.4"	18.0 x 13.6"	15.5 x 12.0"	12.4"	3	6	10.05	

Recycling Containers

\$111.00 Minimum Order

- Assorted bin sizes.
- Drain hole in bottom to prevent liquid build up.

All LEWISBins+ recycling containers are manufactured with recycled materials. Different containers sizes offer options for glass, paper and plastic recycling. Container covers are available on select models. Recycling bin accessories includes a bin dolly for curbside transportation. FOB Shipping Point.



HNPL265
Shown with Optional cover HNPL266



HNPL263

RECYCLING CONTAINERS						
Product No.	Description	Outside Dimensions L x W x H	Volume Gal.	Wt. (lbs.)	Ctn. Qty.	Price Ea.
HNPL215-REC	Stack and Carry	14.9 x 11.6 x 12.5"	6	2	6	\$6.59
HNPL252-REC	Stack and Nest	20.2 x 15.2 x 12.4"	12	3	6	10.05
HNPL255	Recycling Bin	22.3 x 17.3 x 12.5"	14	3.5	5	10.21
HNPL263	Recycling Bin	19 x 16 x 15.5"	16	3.5	4	12.03
HNPL265	Recycling Bin	25.8 x 16.2 x 14.5"	18	5	8	12.62
HNPL270	Recycling Bin	19 x 16 x 21"	22	4.5	4	12.68

RECYCLING BIN COVERS				
Product No.	Fits Recycling Bin	Wt. (lbs.)	Ctn. Qty.	Price Ea.
HNPL254	HNPL263 & HNPL270	1.5	8	\$4.81
HNPL266	HNPL265	2	8	6.81

RECYCLING BIN ACCESSORIES					
Product No.	Description	Size L x W x H	Wt. (lbs.)	Ctn. Qty.	Price Ea.
HDOLLY	Bin Dolly	18.5 x 16.7 x 51.5"	16	1	\$56.06

Wheeled Carts

- Available in two sizes 12 and 21 gallon.
- Manufactured with recycled material.

LEWISBins+ wheeled carts are designed with a secure 360° double rim, snap tight lid, with easy grip top latch, to keep pests out. Carts ergonomic side handles and wheels make for easy curbside transport. The cornerless design provides smooth interior walls for easy cleaning. The carts are designed for automated (HNPL285) and semi-automated collection (HNPL280A). Carts are Green and come with attached cover. FOB Shipping Point.

WHEELED CARTS						
Product No.	Outside Dimensions L x W x H	Volume Gal.	Wt. (lbs.)	Ctn. Qty.	Price Ea.	
HNPL280A	17.7 x 15.5 x 26.9"	12	7.2	1	\$31.49	
HNPL285	17.8 x 22 x 32.5"	21	15.4	1	61.63	



HNPL280A



HNPL285

Ventilated Stack-N-Nest Containers For Parts Handling

- Stacks when full and nests when empty.
- Ventilated design for easier cleaning, accurate temperature control and minimized cooling times.

The ventilated containers, for LEWISBins+, are a great addition to the Stack-N-Nest product line, as they are ideal for parts washing applications. These rugged totes are resistant to the damaging effects of oil, most chemicals, solvents, water and steam for an extended service life in a facility. Easy Stack-N-Nest® design maximizes space utilization. Available in three sizes. FOB Shipping Point.



HAF2014-11

HNPL654B

HAF2013-6

VENTILATED STACK AND NEST CONTAINERS												
Product No.	Top Outside Dimensions L x W	Bottom Outside Dimensions L x W	Top Inside Dimensions L x W	Bottom Inside Dimensions L x W	Container Height	Product Clearance	Volume (cu.ft.)	Nest Ratio	Container Bottom	Wt. (lbs.)	Ctn. Qty.	Price Ea.
HAF2013-6	19.7 x 13.1"	17.1 x 11.6"	17.0 x 11.2"	16.6 x 11.2"	5.6"	5"	0.6	2:1	Smooth	2.1	10	\$10.71
HAF2014-11	20.5 x 13.7"	17.7 x 12.2"	16.4 x 10.7"	16.4 x 10.7"	10.8"	9.7"	1.1	2:1	Textured	4.6	6	12.51
HNPL654B	23.9 x 18.7"	22.1 x 15.9"	19.2 x 12.6"	19.2 x 12.6"	8.8"	8.2"	1.2	3:1	Textured	4.8	5	14.63

SMALL PARTS ORGANIZATION

DURHAM MFG
Est. 1922

DRAWER CABINETS

- Organize your small parts for instant selection.
- Easy slide drawers feature 2 embossed runners for smooth, easy travel.

All-welded heavy-duty frame features vertical support for extra stacking strength. A positive stop mechanism prevents drawers from falling out. Drawers also feature double interlocked design for additional rigidity. Full-width handles for a firm grip. Each drawer complete with 2 adjustable dividers. Fits standard shelving. Finished in rust and acid resistant Gray powder coat. Fully assembled. FOB Shipping Point.



Product No.	No. of Drawers	DRAWER CABINETS Overall Size W x D x H	Use With Extra Drawer Divider No.	Wt. (lbs.)	Price Ea.
H001-95*	6	11 1/4 x 11 1/4 x 10 1/2"	H010	17	\$66.78
H002-95*	6	33 1/4 x 11 1/4 x 4"	H010	18	71.33
H003-95*	8	22 1/4 x 11 1/4 x 7 1/2"	H010	21	79.70
H004-95*	9	17 1/4 x 11 1/4 x 10 1/2"	H010	23	80.49
H005-95*	18	33 1/4 x 11 1/4 x 10 1/2"	H010	44	133.04
H006-95*	18	17 1/4 x 11 1/4 x 21 1/2"	H010	45	147.30
H007-95*	24	33 1/4 x 11 1/4 x 14 1/2"	H010	57	157.72
H013-95*	12	33 1/4 x 11 1/4 x 7 1/2"	H010	31	106.39
H014-95*	30	33 1/4 x 11 1/4 x 17 1/2"	H010	70	232.42
H030-95**	18	33 1/4 x 11 1/4 x 12 1/2"	H036	52	177.88
H031-95**	24	33 1/4 x 11 1/4 x 17 1/2"	H036	67	223.61
H032-95***	18	33 1/4 x 17 1/4 x 12 1/2"	H036	68	255.45
H033-95***	24	33 1/4 x 17 1/4 x 17 1/2"	H036	88	325.48
H034-95**	30	33 1/4 x 11 1/4 x 21 1/2"	H036	82	291.19
H035-95***	30	33 1/4 x 17 1/4 x 21 1/2"	H036	109	394.79

H010-95 Extra dividers for 2 3/4" drawers. Pkg./12 Price Ea. \$7.01

H036-95 Extra dividers for 3 1/2" drawers. Pkg./12 Price Ea. \$7.64

*Drawer Size: 5 1/2"W. x 11 1/4"D. x 2 1/2"H.

**Drawer Size: 5 1/2"W. x 11 1/4"D. x 3 1/2"H.

***Drawer Size: 5 1/2"W. x 17"D. x 3 1/2"H.



Storage Center

- Tough all-steel construction ensures years of dependable service.

Full-width handle drawers open easily thanks to two embossed runners. Positive stop prevents spilling. Each drawer comes with 2 dividers. Shipped assembled. Includes base. Gray powder coat finish. FOB Shipping Point.

Product No.	Overall Size W x D x H	No. of Drawers	Drawer Dim. W x D x H	Wt. (lbs.)	Price Ea.
2 3/4" HIGH DRAWERS					
H017-95	34 1/2 x 12 1/4 x 33 1/2"	48	4 1/4 x 11 1/4 x 2 3/4"	122	\$539.60
H019-95	34 1/2 x 12 1/4 x 48 1/2"	72	4 1/4 x 11 1/4 x 2 3/4"	162	739.00
H022-95	34 1/2 x 12 1/4 x 62 1/2"	96	4 1/4 x 11 1/4 x 2 3/4"	208	946.57
3 1/2" HIGH DRAWERS					
H024-95	34 x 12 1/4 x 26 1/2"	30	4 1/4 x 11 1/4 x 3 1/2"	120	422.19
H027-95	34 x 17 1/4 x 26 1/2"	30	4 1/4 x 17 x 3 1/2"	136	490.03
H025-95	34 x 12 1/4 x 47 1/2"	60	4 1/4 x 11 1/4 x 3 1/2"	192	596.28
H028-95	34 x 17 1/4 x 47 1/2"	60	4 1/4 x 17 x 3 1/2"	246	755.40
H026-95	34 x 12 1/4 x 68 1/2"	90	4 1/4 x 11 1/4 x 3 1/2"	269	782.18
H029-95	34 x 17 1/4 x 68 1/2"	90	4 1/4 x 17 x 3 1/2"	310	977.01

All-Steel Utility Cabinets

- Prime rolled steel, interlocking construction for long life.

A, B, C & D) Lockable Utility Cabinet

Features 2 adjustable shelves, hinged door with a plated door handle to make opening easy. Key hole slots for easy wall mounting.

E) Aerosol Can Caddy

Holds up to 6 standard sized aerosol cans. Unit can be wall mounted, fastened to a tool box, or placed on a shelf or counter top.



Letter No.	Product No.	ALL STEEL UTILITY CABINETS No. of Sections	Size W x D x H	Wt. (lbs.)	Price Ea.
A	H055-95	2	13 3/4 x 12 3/4 x 30"	24	\$104.06
B	H056-95	2	19 1/8 x 14 1/4 x 32 3/4"	35	123.93
C	H343-95	4	33 3/4 x 8 1/2 x 22 1/4"	33	111.45
D	H338-95	4	33 3/4 x 12 x 23 1/2"	41	124.18
E	H385-95	6	21 1/2 x 3 1/8 x 5 1/4"	3	13.43

Aerosol Storage Cabinets

- Manufactured using prime cold rolled steel.

All-welded construction prevents warping and twisting. Full piano hinges prevent doors from warping or sagging. Units feature pre-installed lock and 2 keys are included. Durable gray powder coat finish. FOB Shipping Point.

H300-95 has sliding pull out shelves and holds 48 cans.

H060-95-WSS is wall mountable and holds 88 cans.



Product No.	Description	AEROSOL STORAGE CABINETS Overall Size W x D x H	Wt. (lbs.)	Price Ea.
H300-95	Aerosol Storage	20 1/8 x 15 1/8 x 21 7/8"	45	\$235.34
H060-95-WSS	Aerosol Storage	33 1/4 x 11 1/4 x 23 1/2"	40	129.12
H304-95	Base for H300-95	20 x 16 1/4 x 15"	15	31.94
H304-95-5.75/LEG	Base for H300-95	20 x 16 1/4 x 5 3/4"	11	31.24

PARTS STORAGE

DURHAM MFG[®]
Est. 1922

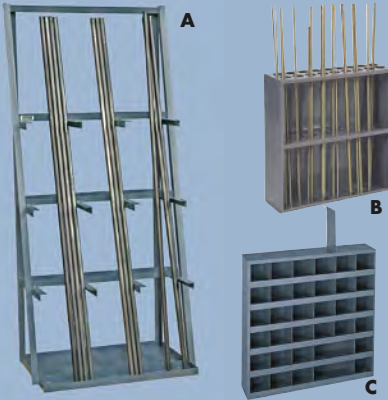
Compartment Boxes, Slide Racks and Bases

- Trays glide easily and feature special stops to prevent accidental removal.
- Compartment boxes are removable and with hinged cover, may be used independently.

Efficient storage and organization for a variety of parts and components. Each compartment box interior is manufactured of polypropylene with scooped bottoms, both front and back for easy parts removal. Rugged steel, all-welded cabinets are reinforced for rigidity. Use on the workbench, counter or carry to the job site with convenient thumb-grip handles. Easy Glide Slide Racks hold up to 40 lbs. per cradle. The Heavy Duty Bearing Slide Racks hold up to 75 lbs. per cradle. Finished in acid and rust resistant Gray powder coating. Order cabinets to accommodate 2, 4 or 6 boxes. Compartment boxes sold separately. FOB Shipping Point.

SMALL BOXES 13 3/8" W. x 9 1/2" D. x 2" H.				
Product No.	No. of Compartments	Wt. (lbs.)	Qty. Per Ctn.	Price Ea.
H213-95	8	24	6	\$14.45
H211-95	12	24	6	14.45
H209-95	16	24	6	14.45
H227-95	17	24	6	14.39
H206-95	20	24	6	14.45
H204-95	21	24	6	14.45
H202-95	24	24	6	14.45
H215-95	Adjustable	24	6	14.93
LARGE BOXES 18"W. x 12"D. x 3"H.				
Product No.	No. of Compartments	Wt. (lbs.)	Qty. Per Ctn.	Price Ea.
H125-95	6	32	4	19.87
H115-95	12	32	4	19.87
H113-95	16	32	4	19.87
H111-95	20	32	4	19.87
H109-95	21	32	4	19.87
H102-95	24	32	4	19.87
H107-95	32	32	4	19.87
H119-95	Adjustable	32	4	20.84

SMALL SLIDE RACKS					
Product No.	Fits Boxes	Slide Rack	Overall Size W x D x H	Wt. (lbs.)	Price Ea.
H306-95	2 Small	Easy Glide	15 1/4 x 11 3/4 x 6 1/2"	12	\$48.45
H307-95	4 Small	Easy Glide	15 1/4 x 11 3/4 x 11 1/2"	21	71.81
H308-95	6 Small	Easy Glide	15 1/4 x 11 3/4 x 16 1/2"	28	98.93
LARGE SLIDE RACKS & BASES					
Product No.	Fits Boxes	Slide Rack	Overall Size W x D x H	Wt. (lbs.)	Price Ea.
H302-95	2 Large	Easy Glide	20 x 15 3/4 x 8 1/2"	19	66.84
H303-95	4 Large	Easy Glide	20 x 15 3/4 x 15"	29	92.52
H309B-95	2 Large	H.D. Bearing	20 x 12 1/2 x 8 1/2"	19	62.46
H310B-95	4 Large	H.D. Bearing	20 x 12 1/2 x 15"	29	101.96
H303B-15.75-95	4 Large	H.D. Bearing	20 x 15 3/4 x 15"	37	116.58
H305B-95	5 Large	H.D. Bearing	12 x 15 3/4 x 15 1/2"	40	104.00
H321B-95	6 Large	H.D. Bearing	20 3/4 x 15 3/4 x 21 3/4"	46	135.48
LARGE SLIDE RACK WITH DOOR					
Product No.	Fits Boxes	Slide Rack	Overall Size W x D x H	Wt. (lbs.)	Price Ea.
H321B-95DR	6 Large	H.D. Bearing	20 3/4 x 15 3/4 x 21 3/4"	50	151.18
BASES FOR SLIDE RACKS					
Product No.	Fits Models	Size W x D x H	Wt. (lbs.)	Price Ea.	
H315-95	306, 307 & 308	15 1/2 x 12 1/2 x 15 1/2"	12	\$31.84	
H304-95	302, 303, 303B & 321B	20 3/4 x 16 1/4 x 15 1/2"	15	31.94	
H311-95	309B & 310B	20 3/4 x 15 3/4 x 14 1/2"	14	40.15	
H311B/H305B-95	305B-95	12 x 15 3/4 x 15 1/2"	14	32.94	



All-Steel Special Storage Units

A) Vertical Bar Rack

All welded construction with 3000 lbs. capacity. Heavy duty angle iron frame and arms with 14 gauge steel shelves. Shelves are 5 1/2" D. x 36" W. Pan base is 24 x 36" and has a retaining lip to hold parts in place. Perfect for storing long parts like threaded rod, pipes or strut. Unit ships fully assembled ready for use and has a durable gray textured powder coat finish.

B) Threaded Rod Rack

Separates and protects threaded rods in 18 sections -- each section 2 1/16" dia.

C) Multipurpose Bin

Removable vertical dividers allow the creation of double-width openings, each with scoops. Can be wall mounted.

DURHAM MFG[®]
Est. 1922

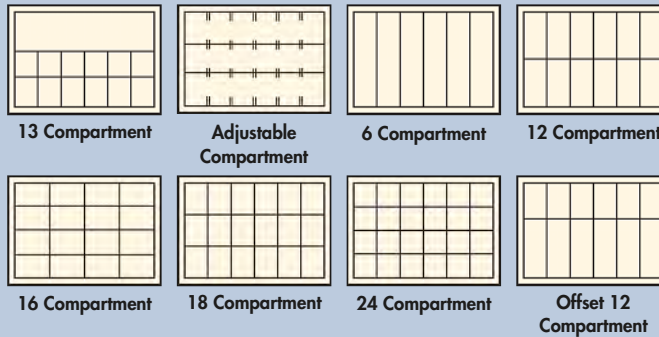
ALL STEEL SPECIAL STORAGE UNITS					
Ltr. No.	Product No.	No. of Sections	Size W x D x H	Wt. (lbs.)	Price Ea.
A	HVBR-8436-95	1	36 x 24 x 84"	125	\$212.55
B	H367-95	18	24 1/8 x 6 7/8 x 24"	16	72.58
C	H314-95	6 - 36	23 3/4 x 4 3/4 x 23 3/4"	22	78.04

DURHAM MFG[®]
Est. 1922

Plastic Boxes & Steel Racks

- USA-made – heavy-duty steel cabinets with molded plastic parts keepers.

Boxes feature sturdy hinges that won't weaken or crack with repeated use. Carrying handle takes cabinets to the job site -- mount cabinet on wall using keyhole slots. FOB Shipping Point.



**WALL MOUNT OR CARRY ALONG!
(BOXES SOLD SEPARATELY)**

SMALL COMPARTMENT BOX: 11"W. X 1 1/2"H. X 6 3/4"D. 5-DRAWER RACK: 11 1/4"W. X 10 1/2"H. X 6 3/4"D.				
Product No.	No. of Compartments	Color	Wt. (lbs.) Ctn. 10	Price Ea.
HSP6-Clear	6	Clear	7	\$2.82
HSP12-Clear	12	Clear	7	2.82
HSPOS12-Clear	Offset 12	Clear	7	2.82
HSP13-Clear	13	Clear	7	2.82
HSP18-Clear	18	Clear	7	2.82
HSPADJ-Clear	Adj. SP w/15 dividers	Clear	7	3.60

H290-95 Small 5-compartment box rack. Wt. 7 (lbs.) Price Ea. \$34.60
H445 Dura-Hang adj. Panel Hangers. Wt. 7 (lbs.) / 2. Price Ea. Set of 2 \$10.70
H313 Plated locking hinge for HSPR, HIPR Price Ea. \$7.55

*Min. order 10 small boxes. ** Must be in increments of ten.

LARGE COMPARTMENT BOX: 13 1/2"W. X 2 3/4"H. X 9"D. 5-DRAWER RACK: 13 1/2"W. X 13 3/4"H. X 9 1/2"D.				
Product No.	No. of Compartments	Color	Wt. (lbs.) Ctn. 5	Price Ea.
HLP6-Clear	6	Clear	7	\$4.90
HLP12-Clear	12	Clear	7	4.90
HLP16-Clear	16	Clear	7	4.90
HLP18-Clear	18	Clear	7	4.90
HLP24-Clear	24	Clear	7	4.90
HLPADJ-Clear	Adj. LP w/20 dividers	Clear	7	5.81

H291-95 Large 5-compartment box rack. Wt. 11 (lbs.) Price Ea. \$45.45
H445 Dura-Hang adj. Panel Hangers. Wt. 7 (lbs.) / 2. Price Ea. \$10.70 Set of 2
H313 Plated locking hinge for HSPR, HIPR Price Ea. \$7.55

*Min. order 5 large boxes. ** Must be in increments of five.

SMALL PARTS STORAGE

Space Saving Rotabin®

- Instant accessibility - easy turning.
- Easily save up to 40% floor space with these long lasting small parts storage units.

DURHAM MFG®
Est. 1922

When space is at a premium, Rotabin® is the answer. Revolving shelves turn easily, independently...even when fully loaded. Made of heavy gauge steel for hard daily use. Available in Gray powder coat. FOB Shipping Point.

A) 17" Rotabin®

Handles 60 lbs. per shelf. Four permanent compartments per shelf measure 13"W x 7½"D x 3"H. Twelve adjustable dividers can be added to provide up to 16 compartments per shelf on 3/8" centers.

A) 28" Rotabin®

Handles 500 lbs. per shelf. Six permanent compartments per shelf measure 14½"W x 12"D x 5½"H with 1½"H bin fronts for labels. Adjustable dividers can be added to provide up to 24 compartments per shelf.

A) 34" Dia. Rotabin®

Handles 500 lbs. per shelf. Five permanent compartments per shelf measure 21"W x 15"D x 7"H with 2"H removable bin front. Optional dividers can be inserted on 1" centers. Three optional Rotabin® Pans fit into each permanent compartment.

B) 44" Dia. Rotabin®

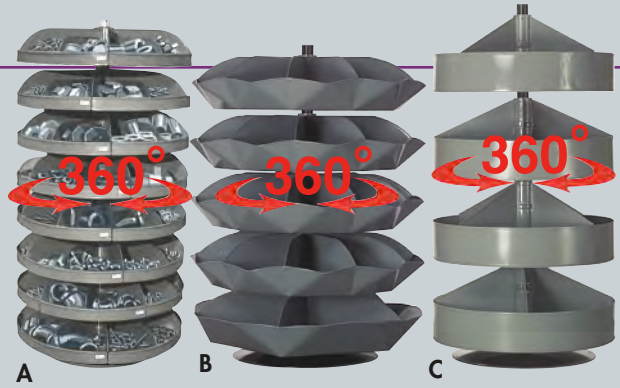
Features 5 compartments per shelf, model H1535-95 features 10 compartments per shelf. Five compartment units handle 625 lbs. per shelf and ten compartment units handle 500 lbs. per shelf. No dividers.

B) 58" Dia. Rotabin®

Handles 2000 lbs. per shelf. Features ten permanent compartments. No dividers.

C) 34" Dia. Rotabin®

Handles 500 lbs. per shelf. Four permanent compartments per shelf measure 26½"W x 15"D x 7"H. Adjustable dividers can be inserted on 1" centers.



Ltr. No.	Product No.	Dia.	No. of Shelves	Hgt.	Wt. (lbs.)	Price Ea.
A	H1104-95	17"	4	17½"	23	\$161.76
	H1106-95	17"	6	25½"	30	224.28
	H1108-95	17"	8	33½"	38	293.39
	H1110-95	17"	10	41½"	45	360.04
A	H1205-95	28"	5	34½"	112	547.76
	H1206-95	28"	6	40½"	129	620.33
	H1207-95	28"	7	46½"	145	692.90
	H1208-95	28"	8	52½"	161	765.46
	H1209-95	28"	9	59½"	177	838.03
	H1210-95	28"	10	65½"	193	906.99
A	H1304-95	34"	4	34½"	133	541.90
	H1305-95	34"	5	42"	159	630.93
	H1306-95	34"	6	49½"	184	719.96
	H1307-95	34"	7	57½"	210	809.00
	H1308-95	34"	8	65½"	235	894.42
	H1504-95	44"	4	46½"	172	927.94
B	H1505-95	44"	5	57½"	206	1,113.01
	H1535-95	44"	5	57½"	246	1,486.76
	H1506-95	44"	6	69½"	241	1,427.84
B	H1536-95	44"	6	69½"	316	1,852.13
	H1605-95	58"	5	66½"	385	2,593.42
C	H1323-95	34"	4	65½"	171	926.60

Rotabin® Pans

- Make it easier to transport parts and store different items in the same compartment.
- Perfect for color coding inventory.

Rugged polypropylene pans lift out, making it simple to restock. Each 34" dia. shelf holds 15 pans. Available in Gray. FOB Shipping Point.



ROTABIN® PANS					
Product No.	Description	Overall Size	Pkg. Qty	Wt (lbs.)	Price Per Pkg.
H15007-95	For 34" Rotabin®	-	15	9	\$76.12
ADJUSTABLE DIVIDERS					
H1141-95	Steel Divider for 17" Rotabin®	3" H x 7½"L	20	4	14.54
H1241-95	Adj. Steel Divider for 28" Rotabin®	4¾" H x 11½"L	20	14	65.76
H1341-95	Adj. Steel Divider for 34" Rotabin®	5" H x 14¾"L	20	20	70.48
H1342-95	Bulk Steel Shelf Divider for H1323-95	7" H x 13¾"L	1	2	10.31

Storage Racks/Bolt Bins

- All welded, prime cold rolled steel.
- Fully hemmed 1½" bin fronts to hold labels and retain parts.


Roll-formed sides for increased strength and stability. Newly redesigned slope shelves. Ribbed and hemmed dividers provide added strength. Optional base and topper available. Ships fully assembled ready for use. Durable gray powder coat finish. FOB Shipping Point.



STORAGE RACKS/BOLT BINS					
Product No.	No. of Compartments	Compartment Size W x D x H	Overall Size W x D x H	Wt. (lbs.)	Price Ea.
H329-95	4	16½ x 11½ x 9½"	33½ x 12 x 23½"	26	\$82.91
H396-95	8	8½ x 11½ x 10"	33½ x 12 x 23½"	28	82.10
H397-95	10	16½ x 11½ x 7½"	33½ x 12 x 42"	42	122.03
H330-95	12	7½ x 11½ x 6½"	33½ x 12 x 23½"	32	80.27
H351-95	20	8 x 11½ x 8½"	33½ x 12 x 42"	46	137.03
H353-95	16	3½ x 11½ x 4"	33½ x 12 x 11½"	23	59.67
H354-95	18	5½ x 11½ x 4½"	33½ x 12 x 19½"	29	90.28
H356-95	24	5½ x 11½ x 4½"	33½ x 12 x 23½"	35	89.69
H357-95	32	3½ x 11½ x 3½"	33½ x 12 x 19½"	35	90.70
H358-95	36	3½ x 11½ x 3½"	17½ x 12 x 42"	38	107.31
H359-95	40	3½ x 11½ x 3½"	33½ x 12 x 23½"	43	102.57
H360-95	42	5½ x 11½ x 4½"	33½ x 12 x 42"	58	153.63
H398-95	40	4 x 11½ x 4½"	33½ x 12 x 42"	56	162.55
H399-95	4	16½ x 11½ x 7"			
	40	4 x 11½ x 4½"	33½ x 12 x 42"	59	167.10
H361-95	8	8 x 11½ x 7½"			
	56	4½ x 11½ x 3½"	33½ x 12 x 42"	60	159.24
H363-95	72	3½ x 11½ x 3½"	33½ x 12 x 42"	69	150.85

Bin Bases For Storage Racks/Bolt Bins

- Constructed with prime cold rolled steel.
- Fits all 12" and 9" x 33½" parts bins. Raises bins 5½" above the ground. Legs attach easily using fasteners provided. Durable, gray, powder coat finish. FOB Shipping Point.




H364-95

Product No.	BIN BASES FOR STORAGE RACKS/BOLT BINS Overall Size W x D x H	Fits Most Models	Wt. (lbs.)	Price Ea.
H364-95	33½ x 12¼ x 5½"	329, 330, 351, 353, 354, 356, 357, 359, 360, 361, 363, 396, 397, 398, 399	13	\$43.85

Bin Toppers For Storage Racks/Bolt Bins

- Constructed with prime cold rolled steel.
- Fits all 12" x 33½" parts bins. Keeps top of bins free of clutter. Durable, gray, powder coat finish. FOB Shipping Point.



H379-95

Product No.	BIN TOPPERS FOR STORAGE RACKS/BOLT BINS Overall Size W x D x H	Fits Most Models	Wt. (lbs.)	Price Ea.
H379-95	33½ x 12 x 8"	329, 330, 351, 353, 354, 356, 357, 359, 360, 361, 363, 396, 397, 398, 399	6	\$48.24

LOUVERED PANEL RACKS & HOOK-ON-BINS®

DURHAM MFG®
Est. 1922

Louvered Panel Racks

- Constructed of 16 gauge steel.

Louvers accommodate all sizes of Hook-On-Bins® (Bins are sold separately.) Tray shelves can be purchased as an accessory.

¼" holes for wall mounting - hardware not included. Durable, textured, powder coat finish. FOB Shipping Point.




HLPRSS-34.5X20-95



HLPRDS-34.5X68-95



HLPRSS-34.5X68-95



HLPW-34.5X20-95



HLPW-17.25X20-95

Product No.	Size W x H	LOUVERED PANEL RACKS					Capacity (lbs.)	Shipping	Wt. (lbs.)	Price Ea.
		HOOK-ON-BINS® (QUANTITY TO FIT LOUVERED PANELS)								
		HPB30210	HPB30220	HPB30230	HPB30240	HPB30250				
FREE STANDING UNITS - BINS SOLD SEPARATELY										
HLPRSS-17.25X20-95	17½ x 20"	16	16	9	4	2	140	UPS-able	24	\$47.52
HLPRSS-17.25X68-95	17½ x 68"	64	64	33	16	8	125	Truck	23	151.79
HLPRSS-34.5X12-95	34½ x 12"	24	24	12	4	2	150	UPS-able	30	46.78
HLPRSS-34.5X20-95	34½ x 20"	40	40	18	8	4	500	UPS-able	106	64.93
HLPRSS-34.5X68-95	34½ x 68"	136	136	66	32	16	1000	Truck	139	250.25
HLPRDS-34.5X68-95**	34½ x 68"	272	272	132	64	32	2000	Truck	213	325.60
WALL MOUNTABLE UNITS - BINS SOLD SEPARATELY										
HLPW-17.25X20-95	17½ x 20"	16	16	9	4	2	175	UPS-able	8	19.18
HLPW-17.25X64-95	17½ x 64"	64	64	30	16	8	500	UPS-able	24	65.42
HLPW-34.5X12-95	34½ x 12"	24	24	12	4	2	175	UPS-able	8	21.82
HLPW-34.5X20-95	34½ x 20"	40	40	18	8	4	175	UPS-able	13	30.45
HLPW-34.5X64-95	34½ x 64"	128	128	60	32	16	1000	UPS-able	41	100.87
HLPW-46X20-95	46 x 20"	40	40	24	12	4	250	UPS-able	20	49.76
HLPW-46X64-95	46 x 64"	176	176	84	40	16	1000	UPS-able	55	127.16

** Double-Sided Unit.

Hook-On-Trays®

- Constructed of steel.

Hooks easily onto louvers with no tools required. Unit comes fully assembled. Durable, textured, powder coat finish. FOB Shipping Point.



HDSH-184-95

Product No.	Size W x D x H	Wt. (lbs.)	Price Ea.
HDSH-124-95	11½ x 3¼ x 1½"	12	\$10.15
HDSH-184-95	17¼ x 3¼ x 1½"	16	14.19



Hook-On® Bins

- Molded using durable copolymer plastic.
- Back tabs allow Hook-On® Bins to hang on louvered panels.
- Specially molded top edges allow stacking on any shelf.
- Angled front edge makes it easy to see contents and to pick parts.
- Additional ribbing and double wall front is incorporated in the design for increased rigidity and to prevent warping.
- Slots in front hold identification tags, cards or labels.
- Molded finger grips make handling easy and comfortable.
- Model HPB30250-21 has slots for 3 dividers; all other models can accommodate 1 divider.
- Dividers can be placed horizontally or vertically.

- Divider break away features allow sizing of the dividers so you can access all products when bins are stacked.
- Fits neatly on the other cabinet and shelving brands.
- Optional lengthwise dividers are available.
- FOB Shipping Point.

Product No.	Overall Size W x D x H	Color	Ctn. Qty.	Wt. (lbs.)	Price Ea.
HOOK-ON® POLY BINS					
HPB30210-21	4 x 5 x 3"	Yellow	24	5	\$0.85
HPB30220-21	4 x 7 x 3"	Yellow	24	7	1.10
HPB30230-21	6 x 11 x 5"	Yellow	12	11	3.33
HPB30240-21	8 x 15 x 7"	Yellow	12	20	6.40
HPB30250-21	16 x 15 x 7"	Yellow	6	16	11.39
HPB30210-17	4 x 5 x 3"	Red	24	5	0.85
HPB30220-17	4 x 7 x 3"	Red	24	7	1.10
HPB30230-17	6 x 11 x 5"	Red	12	11	3.33
HPB30240-17	8 x 15 x 7"	Red	12	20	6.40
HPB30250-17	16 x 15 x 7"	Red	6	16	11.39
HPB30210-52	4 x 5 x 3"	Blue	24	5	0.85
HPB30220-52	4 x 7 x 3"	Blue	24	7	1.10
HPB30230-52	6 x 11 x 5"	Blue	12	11	3.33
HPB30240-52	8 x 15 x 7"	Blue	12	20	6.40
HPB30250-52	16 x 15 x 7"	Blue	6	16	11.39
DIVIDERS					
HPB30161-08	Vertical Divider for HPB30210-21	Black	6/pk.	1	6.93
HPB30166-08	Vertical Divider for HPB30220-21	Black	6/pk.	1	8.39
HPB30171-08	Vertical Divider for HPB30230-21	Black	6/pk.	1	9.66
HPB30176-08	Vertical Divider for HPB30240-21 & HPB30250-21	Black	6/pk.	2	15.91
HPB30162-08	Horizontal Divider for HPB30210-21 & HPB30220-21	Black	6/pk.	2	2.90
HPB30172-08	Horizontal Divider for HPB30230-21	Black	6/pk.	1	4.85
HPB30177-08	Horizontal Divider for HPB30240-21	Black	6/pk.	2	8.21
HPB30178-08	Horizontal Divider for HPB30250-21	Black	6/pk.	2	15.76

*Sold in carton qty's.

SMALL PARTS STORAGE ORGANIZATION & MOBILITY

DURHAM MFG[®]
Est. 1922

Durham Tall Steel Pigeon Hole Bins

- All welded, prime cold rolled steel construction.
- Durable gray powder coat finish.

Fully hemmed 1/8" bin fronts to hold labels and retain parts. Roll-formed sides for increased strength and stability. Newly redesigned slope shelves. Ribbed and hemmed dividers provide added strength. Optional base and bin labels available. Ships fully assembled ready to use. FOB Shipping Point.



H725-95



H730-95



H735-95



H740-95



H745-95

Product No.	Overall Dim. W x D x H	DURHAM TALL STEEL PIGEON HOLE BINS				Price Ea.
		No. of Bins.	Bin Dim. W x D x H	Wt. (lbs.)		
H725-95	33 3/4 x 12 x 64 1/2"	32	8 x 11 1/2 x 6 1/2"	94	\$175.78	
H730-95	33 3/4 x 12 x 64 1/2"	60	(40) 3 3/4 x 11 1/2 x 4 1/2" (20) 8 x 11 1/2 x 8 1/2"	104	189.58	
H735-95	33 3/4 x 12 x 64 1/2"	84	(80) 4 x 11 1/2 x 4 1/2" (4) 1 6/8 x 11 1/2 x 7"	112	209.57	
H740-95	33 3/4 x 12 x 64 1/2"	104	4 3/4 x 11 1/2 x 4 3/8"	120	228.03	
H745-95	33 3/4 x 12 x 64 1/2"	112	4 x 11 1/2 x 3 7/8"	122	232.76	



HMSB3-2036-95



HMSB6-2036-95



HMSB9-2036-95



HMSB12-2036-95

Durham Mobile Storage Bins

- All welded, heavy duty 14 ga. steel construction.
- Durable gray textured powder coat finish.

Bin opening incorporates a slope design of 6" high. Choice of 3, 6, 12 or 19 open face bins. Has 6" x 2" bolt-on phenolic casters, 2 locking swivel and 2 rigid. Sturdy, tubular push handle. Top shelf is 49 1/2" above the floor. Shelf clearance is 13 3/8". Ships fully assembled ready to use. FOB Shipping Point.

Product No.	Overall Dim. W x D x H	DURHAM MOBILE STORAGE BINS			
		No. of Bins.	Bin Dim. W x D x H	Wt. (lbs.)	Price Ea.
HMSB3-2036-95	36 x 24 x 49 1/2"	3	36 x 24 x 14"	210	\$417.21
HMSB6-2036-95	36 x 24 x 49 1/2"	6	17 x 24 x 14"	222	471.04
HMSB9-2036-95	36 x 24 x 49 1/2"	9	11 3/4 x 24 x 14"	240	498.01
HMSB12-2036-95	36 x 24 x 49 1/2"	12	8 1/2 x 24 x 14"	254	524.97

WIRE STORAGE

DURHAM MFG[®]
Est. 1922

Wire Spool Racks

- Easy to assemble using fasteners provided.
- Durable gray powder coat finish.

Prime cold rolled steel construction. Includes polished $\frac{1}{8}$ " dia. steel rods, making it easy to store different sized spools on the same rod. H368-95 can accommodate up to 10" dia. spools. Punched side panels allow for quick spool changes and the supplied ruled decal makes it easy to cut wire or tubing to the proper length. H383-95 has a handle for easy transport. Keyhole slots are provided for wall mounting. FOB Shipping Point.

Product No.	Overall Dim. W x D x H	WIRE SPOOL RACKS			Price Ea.
		Rods	Wt. (lbs.)		
H383-95	26 $\frac{1}{2}$ x 5 $\frac{1}{2}$ x 14"	1	10		\$56.96
H384-95	26 $\frac{1}{2}$ x 5 $\frac{1}{2}$ x 21 $\frac{1}{2}$ "	2	12		62.94
H368-95	26 $\frac{1}{2}$ x 5 $\frac{1}{2}$ x 36 $\frac{1}{2}$ "	4	16		69.58

Ships UPS



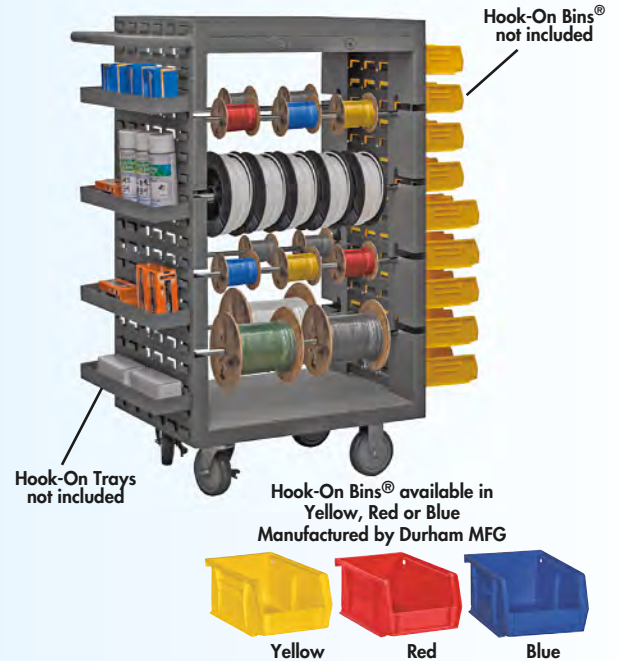
Mobile Wire Spool Rack

- Ships fully assembled.
- Durable gray, textured powder coat finish.

Heavy duty, all welded 14 gauge steel construction. Total capacity of 1,200 lbs. 1 $\frac{1}{2}$ " lip on top of work surface prevents parts from falling off during transport. Louvered panels on 2 ends, accommodate Hook-On-Bins[®] and metal Hook-On Trays (Bins and Trays sold separately). Heavy duty handle makes transport easy, adds 6" to overall width of cart. (8) 23" removable rods accommodate wire spools. 7 $\frac{1}{2}$ " between rods, larger spools can be accommodated if some rods are removed. Recessed rods allow protection of spools during transport. 4 wire guides hang below the work surface for ease in cutting wire. (4) 5" x 1 $\frac{1}{4}$ " polyurethane bolt on casters, (2) rigid and (2) locking swivel. FOB Shipping Point.

Product No.	Overall Dim. W x D x H	MOBILE WIRE SPOOL RACK		Wt. (lbs.)	Price Ea.
		Description			
HMWSR8-LP-95	26 x 18 x 46"	8-Rod Mobile Wire Spool Rack with 2 sides of louvered panels		122	\$309.36

Product No.	Overall Dim. W x D x H	HOOK-ON TRAYS			Price Ea.
		Description	Wt. (lbs.)		
HDSH-124-95	11 $\frac{1}{2}$ x 3 $\frac{3}{4}$ x 1 $\frac{1}{2}$ "	Hook-On Trays	12		\$10.15
HDSH-184-95	17 $\frac{1}{4}$ x 3 $\frac{3}{4}$ x 1 $\frac{1}{2}$ "	Hook-On Trays	16		14.18



Wire and Terminal Storage Cabinet

- Durable gray powder coat finish.
- Ships fully assembled, ready for use.

Features a 21 hole removable compartment box. 20 compartments for storing small parts and components and 1 compartment for storing tools. 16 rubberized wire grommets provided to keep wire free from tangling making for easy access. Grommets accommodate up to 10 gauge wire. Accommodates (24) 3 $\frac{1}{2}$ " spools. 6 rods for wire spools, perfect for maximizing your small wire storage space. Modular with Durham Small Slide Rack Cabinets. Compatible with base H315-95. FOB Shipping Point.

Product No.	WIRE AND TERMINAL STORAGE CABINET		Wt. (lbs.)	Price Ea.
	Overall Dim. W x D x H			
H297-95	15 $\frac{3}{8}$ x 11 $\frac{1}{2}$ x 16 $\frac{1}{8}$ "		23	\$87.21

Ships UPS



H297-95

A-FRAME TRUCKS & REEL STORAGE



All-Welded Pegboard A-Frame Trucks

- 1200 lbs. capacity.

Double-sided 16 ga. pegboard, Pegboard extends 48" high above the base. Rolls on 5" polyurethane casters, 2 swivel and 2 rigid. All welded construction for long lasting durability. Durable powder coat finish. FOB Shipping Point.



HAFPB-2448-5PY
(Bins and tools not included)

ALL-WELDED PEGBOARD A-FRAME TRUCKS			
Product No.	Size W x L	Wt. (lbs.)	Price Ea.
HAFPB-2436-5PY	24 x 36"	159	\$402.99
HAFPB-2448-5PY	24 x 48"	192	445.97
HAFPB-2460-5PY	24 x 60"	210	487.16

All-Welded Mobile Pegboard with Back Shelf Storage

- 2,000 lbs. overall capacity.

Combine the great features of our 48" high A-Frame Pegboard with 4 storage shelves on the back side to store larger parts or tools. Pegboard is 16 gauge steel with 1/2" diameter holes. 2 rigid and 2 swivel casters with 6" polyurethane wheels mean smooth transport through your facility. A floor lock is mounted on the swivel caster end to securely position the unit. 60" overall height. FOB Shipping Point.



ALL-WELDED MOBILE PEGBOARD WITH BACK SHELF STORAGE			
Product No	Size W x L	Wt. (lbs.)	Price Ea.
HAFPBS2436-6PYFL	24 x 36"	186	\$553.43
HAFPBS2448-6PYFL	24 x 48"	224	644.78
HAFPBS2460-6PYFL	24 x 60"	262	738.81

All-Welded Wire Reel Cart

- Ideal for transporting your materials.

Mobile Wire Reel Cart is ideal for transporting your spools of wire and other materials from job to job. Four 16" wide rods with 7 available positions hold multiple wire reel configurations. Solid bottom shelf allows additional storage. Rolls smoothly on 5" non-marking polyurethane wheels. 2 rigid and 2 swivel casters with total lock brakes secure the unit in place and keep it from "walking" while in use. Available with an open back or 16 gauge louvered panel back. FOB Shipping Point.



HRT4-5TL-LP



HRT4-5TL

ALL-WELDED WIRE REEL CART			
Product No.	Description	Wt. (lbs.)	Price Ea.
HRT4-5TL	Open Back	56	\$241.79
HRT4-5TL-LP	Louvered Panel Back	65	286.57



All-Welded Wire Reel Caddy

- Durable powder coated Gray finish.

All-welded Wire Reel Caddy has four 16" wide rods for holding multiple wire reel configurations. Top 3 rods are 7" on-center. Wheels are 8" x 2 1/2" solid rubber with ball bearings. Ships via UPS. FOB Shipping Point.

ALL-WELDED WIRE REEL CADDY			
Product No	Overall Size W x D x H	Wt. (lbs.)	Price Ea.
HRT4-8S	8 1/2 x 18 1/2 x 45 1/2"	54	\$189.85

All-Welded Heavy-Duty Reel Caddy

- Three wire guides for dispensing.
- 150 lbs. capacity per spindle.

Three (3) heavy-duty steel spindles are 1" diameter bar stock secured with set screws, and will accept reels up to 12" diameter and 21" wide. For larger diameter spools, simply remove 1 or more of the spindles. Large 12" diameter pneumatic wheels have roller bearings for transporting over rough surfaces. Save space, use and store vertically or horizontally. Convenient top tray measures 10" x 24". Welded unit has a powder-coated finish and ships set up and ready for immediate use. FOB Shipping Point.



Shown Tilted

ALL-WELDED HEAVY-DUTY REEL CADDY			
Product No	Overall Size W x D x H	Wt. (lbs.)	Price Ea.
HRT3-12P	36 x 31 x 48"	90	\$306.27

All-Welded Wire Reel Rack

- Removable wire guides.

Sturdy, welded steel reel storage rack features 3 levels. The two upper levels each have three 3/8" dia. spindles, and the lower level includes a single 1" diameter spindle. Each spindle has 33" of useable width. 150 lbs. capacity per spindle. Welded construction means no assembly. Footpads have lag holes to secure to floor. Powder coated finish. FOB Shipping Point.




ALL-WELDED WIRE REEL RACK			
Product No	Overall Size W x D x H	Wt. (lbs.)	Price Ea.
HRR-3036	36 x 30 x 72"	178	\$484.48

PLASTIC CONTAINERS & CARTS




Heavy-Duty Molded Plastic Containers

Boxes with lids




A) HBC-3616-L, HBC-4721-L




E) BS-series containers

B) HKW-series containers



C) HWLG-57



D) HGY-ST, HVT-20

Stacking Boxes/Nesting Boxes



F) HHT-3, HHT-6



G) HJB-19



I) HTF-14 (shown with standard milk crate)



J) HJCP-1



K) HPTI-2

Stack & Nest Boxes



L) HDJ-1



M) HGB-1



N) HPES-22


O) HFM-2

P) HFM-1 (Lid available)

HEAVY-DUTY MOLDED PLASTIC CONTAINERS					
Ltr. No.	Product No.	Overall Size L x W x H	I.D. Bottom L x W x H	Description	Wt. (lbs.) Price Ea.
A	HBC-3616-L	38½ x 18 x 9"	36 x 15½ x 8½"	Nests, includes lid for stacking	15 \$72.00
A	HBC-4721-L	48 x 23 x 13"	45 x 19½ x 13"	Nests, includes lid for stacking	29 97.00
B	HKW-1-L	54 x 11½ x 8"	51¼ x 8 x 7¾"	Nests, includes lid for stacking	14 62.00
B	HKW-2-L	64 x 12 x 8"	61 x 8 x 7¾"	Nests, includes lid for stacking	18 82.00
B	HKW-3-L	42 x 15 x 8"	39 x 11½ x 7¾"	Nests, includes lid for stacking	10 51.50
B	HKW-4-L	57 x 18 x 8"	53½ x 14 x 7¾"	Nests, includes lid for stacking	18 82.00
B	HKW-5-L	64½ x 10 x 4½"	62 x 7¾ x 4¼"	Straight-walled, includes lid for stacking	12 57.00
B	HKW-6-L	53 x 15 x 8"	49 x 11¼ x 7¾"	Nests, includes lid for stacking	15 72.00
B	HKW-9-L	93 x 13 x 12"	90 x 10 x 11¾"	Extremely long, includes lid for stacking	33 140.00
C	HWLG-57	57 x 22 x 7"	54½ x 19½ x 6¾"	Nests, includes lid for stacking	24 90.00
D	HGY-ST	28 x 22 x 16"	25½ x 19½ x 15¼"	Straight-walled, includes lid for stacking	14 63.00
D	HVT-20	32 x 23 x 20"	30 x 21 x 19¾"	Straight-walled, includes lid for stacking	24 72.00
E	HBS-36	36 x 6 x 4½"	35½ x 5½ x 4¼"	Straight-walled, includes lid for stacking	5 42.00
E	HBS-48	48 x 5 x 3½"	47½ x 4 x 3¼"	Straight-walled, includes lid for stacking	6 47.00
E	HBS-61	61 x 5 x 3¾"	60½ x 4¼ x 3¼"	Straight-walled, includes lid for stacking	7 50.00
E	HBS-74	74 x 5 x 4½"	73¼ x 4¼ x 4¼"	Straight-walled, includes lid for stacking	8 57.00
E	HBS-103	103 x 5½ x 4½"	102½ x 5 x 4¼"	Straight-walled, includes lid for stacking	14 110.00
F	HHT-3	11½ x 10 x 4"	9¾ x 8¼ x 3½"	Stacks with HHT-6	0.5 18.00
F	HHT-6	11½ x 10 x 7"	9¾ x 8¼ x 6¾"	Stacks with HHT-3	2.5 20.00
G	HJB-19	20 x 20 x 4½"	18½ x 18½ x 4¼"	Stacking box with return rim	3.5 28.00
H	HDC-1	25 x 18 x 6"	24 x 17 x 5¾"	Stacking box with rolled rim	6 28.00
H	HDC-2	30 x 24 x 8"	28 x 22 x 7¾"	Stacking box with rolled rim	9 35.00
H	HDC-3	25 x 22 x 13"	22¾ x 19¾ x 12¾"	Stacking box with rolled rim	9 37.00
I	HTF-14	14 x 14 x 14"	12¼ x 12¼ x 13¾"	Designed to stack with milk crates	5 28.00
J	HJCP-1	26 x 22 x 17"	24¾ x 20¾ x 16¾"	Nesting, no rim, with handholes	11 37.00
K	HPTI-2	23 x 15 x 12"	19½ x 11½ x 12"	Nesting with return rim	4 22.00
L	HDJ-1	21½ x 16 x 6½"	19 x 13½ x 6¼"	Stack and nest tote	3.5 31.00
M	HGB-1	20½ x 10 x 8"	16 x 7½ x 7½"	Stack and nest tote	5 31.00
N	HPES-22	22 x 16½ x 13"	18 x 12½ x 12½"	Stack and nest tote	7 31.00
O	HFM-2	28½ x 24 x 8"	24½ x 21 x 8"	Stack and nest tote	10 45.00
P	HFM-1	24 x 16½ x 8"	20½ x 13 x 7¾"	Stack and nest tote, optional lid available	7 35.00

Plastic Trays

- Most trays are flat with straight side-walls.
- Gray color standard.
- Optional colors available for minimum non-returnable quantities. FOB Shipping Point.



PLASTIC TRAYS			
Product No.	Overall Size L x W x H	Wt. (lbs.)	Price Ea.
HUSM-1	15 x 10½ x 1"	0.5	\$12.00
HNHBB-2	19½ x 15 x 2½"	3	22.00
HT-2417	23¾ x 17 x 2½"	3	23.00
HLJM-21*	23 x 23 x 2"	5	28.00
HFM1-L	25 x 17 x 2"	3	23.00
HLG-1	29½ x 29½ x 2"	7	31.00
HBC-36	39 x 18½ x 1½"	5	35.00
HPBL-6	33 x 24 x 1½"	6	40.00
HTT-2437	37 x 24 x 4"	8	43.00
HPBL-7	38½ x 25¼ x 2½"	7	43.00
HPBL-9	43 x 30½ x 2½"	10	55.00
HBC-47	49¼ x 23½ x 1½"	9	45.00
HPBT-20	46¾ x 35½ x 2"	11	65.00
HMD-7424	74¼ x 24 x 4"	15	85.00

*21 x 21" Inside Dimension Size.

Chip Cart & Rolling Case

- Chip cart designed to catch chips under machinery.
- Molded Gray plastic bodies are mounted on steel frames for long-duty use.
- Rolling cases include lids. FOB Shipping Point.

CHIP CART & ROLLING CASES					
Product No.	O.D. Top	I.D. Bottom	Cu. Ft. Cap.	Wt. (lbs.)	Price Ea.
HCC-10	46 x 28 x 24"	41 x 25 x 18"	8	85	\$495.00
HSJ-1-C	48 x 32 x 37"	43½ x 27½ x 23"	19	80	335.00
HHC-1-C	30 x 30 x 37"	29 x 29 x 30"	13.5	57	270.00
HHC-2-C	41 x 21½ x 28"	40 x 21 x 21"	10	64	275.00
HGL-40	29 x 30 x 47"	25 x 25 x 40"	12	60	315.00



HCC-10 Chip Cart



HHC-1-C



HSJ-1-C



HGL-40

STORAGE CONTAINERS

Seamless Plastic Pallet Containers

- Gray in color -- optional colors available for minimum quantities. Call for details. FOB Shipping Point.




A) HTEX-24



B) HHON-40



C) HSKA-1 & HSKA-2




D) HDP-28



E) HGG-24, HGG-36, HGG-48 & HKC-60



F) HAT-7040



G) HDWP-11 & HDWP-18

Nesting Pallet Containers

Containers nest inside one-another, or stack with use of optional lids.



H) HSNP-24, HSNP-36, HSNP-44



I) HKP-50



J) HSNP-5042



K) HIND-1



L) HKC-52

Unique-style Pallet Containers

Containers have unique features or sizes as noted below.



M) HAB-65



N) HDSC-1



O) HMBF-1, HMBF-2



P) HMG-26



Q) HLP-28



R) HWG-59

SEAMLESS PLASTIC PALLET CONTAINERS

CONTAINERS							LIDS				
Ltr. No.	Product No.	Overall Size L x W x H	I.D. Bottom L x W x H	Fork Entry	Cap. (lbs.)	Features	Wt. (lbs.)	Price Ea.	Product No.	Wt. (lbs.)	Price Ea.
A	HTEX-24	32 x 24 x 18"	29 x 21 x 14"	2-way	600	Stack-only container	25	\$130.00	HTEX-LID	6	\$40.00
B	HHON-40	40 x 28 x 18"	35 x 23 x 12"	4-way	600	Stack-only container	30	157.00	N/A	-	-
C	HSKA-1	40 x 39 x 20"	35 x 35 x 15"	2-way	600	Stack-only container, stacks with HSKA-2	35	240.00	HSKA-LID	12	79.00
C	HSKA-2	40 x 40 x 30"	36 x 36 x 24"	2-way	1000	Stack-only container, stacks with HSKA-1	59	267.00	HSKA-LID	12	79.00
D	HDP-28	48 x 36 x 28"	44½ x 32 x 24"	4-way	1000	Stack-only container	60	273.00	N/A	-	-
E	HGG-24	47 x 42 x 24"	43 x 38 x 20"	4-way	800	Dump with rotating forklift, stacks with other HGG's	64	273.00	HGG-LID	15	80.00
E	HGG-36	47 x 42 x 36"	43 x 38 x 32"	4-way	1000	Dump with rotating forklift, stacks with other HGG's	80	315.00	HGG-LID	15	80.00
E	HGG-48	47 x 42 x 48"	43 x 38 x 44"	4-way	1200	Dump with rotating forklift, stacks with other HGG's	94	350.00	HGG-LID	15	80.00
E	HKC-60	63 x 50 x 49"	59 x 47 x 45"	4-way	1500	Large capacity with fork tubes, DOESN'T stack	200	755.00	N/A	-	-
F	HAT-7040	73 x 43 x 42"	70 x 40 x 36"	4-way	1500	Stack-only container, dust cover lid not for stacking	195	720.00	HAT-LID	45	160.00
G	HDWP-11	45 x 45 x 11"	42 x 42 x 6"	2-way	600	Flat bottom container stacks with or without lid	50	135.00	HDWP-LID	15	75.00
G	HDWP-18	53 x 53 x 18"	49 x 49 x 9"	2-way	1000	Flat bottom container stacks, double-wall	75	300.00	N/A	-	-
H	HSNP-24	43 x 43 x 24"	40 x 40 x 20"	2-way	600	Nestable, stacks on lid, nests/stacks with other HSNP's	64	273.00	HSNP-LID	20	86.00
H	HSNP-33	43 x 43 x 33"	40 x 40 x 29"	2-way	1000	Nestable, stacks on lid, nests/stacks with other HSNP's	75	290.00	HSNP-LID	20	86.00
H	HSNP-44	43 x 43 x 44"	40 x 40 x 40"	2-way	1200	Nestable, stacks on lid, nests/stacks with other HSNP's	93	345.00	HSNP-LID	20	86.00
I	HKP-50	50 x 40 x 33"	44 x 35 x 29"	2-way	1000	Nestable, stacks on lid. Great for food use.	80	305.00	HKP-LID	30	92.00
J	HSNP-5042	50 x 42 x 33"	43 x 35 x 28"	2-way	1000	Nestable, includes lid for stacking	116	350.00	Included	-	Included
K	HIND-1	52 x 42 x 42"	44 x 34 x 38"	4-way	1200	Nestable, will stack on lid	84	315.00	HIND-LID	23	89.00
L	HKC-52	57 x 41 x 53"	50 x 35 x 48"	4-way	1500	Nestable, dump with rotating forklift	140	550.00	N/A	-	-
M	HAB-65	75 x 45 x 65"	65 x 35 x 60"	4-way	1500	Nestable, very tall unit with great volume capacity	217	755.00	N/A	-	-
N	HDSC-1	28 x 21 x 20"	22½ x 15½ x 18"	2-way	400	Notched on two ends for easy entry	20	110.00	N/A	-	-
O	HMBF-1	28 x 20 x 18"	24 x 16 x 14"	2-way	300	Notched on one side for easy entry	20	110.00	N/A	-	-
O	HMBF-2	41 x 37 x 32"	35 x 30 x 28"	2-way	1000	Notched on one side for easy entry	70	280.00	N/A	-	-
P	HMG-26	43 x 43 x 26"	41 x 41 x 20"	4-way	600	Straight-walled container includes lid for stacking	83	315.00	Included	-	Included
Q	HLP-28	39 x 27 x 28"	36 x 24 x 25"	2-way	600	Narrow profile with optional lid & dolly	40	220.00	HLP-LID	14	69.00
R	HWG-59	48 x 41 x 59"	44 x 37 x 52"	4-way	1500	Tall profile with ribbing at bottom	160	620.00	N/A	-	-

HEAVY DUTY HOPPERS & TRUCKS



Bayhead
Products Corp.

**LIGHTER,
QUIETER, AND
EASIER
to handle.**

Self-Dumping Hoppers

- Lighter, Quieter and Easier to Handle Than Steel Hoppers!
- Molded Polyethylene Bodies are Supported by an All-Welded Steel Framework.

Hopper units dump 45° below horizontal using the pull handle. Available in the colors shown for Tilt Trucks. Tilt Truck lids also fit these light, easy-to-use self-dumping hoppers. Optional caster assemblies also available – request model # with casters when ordering. FOB Shipping Point.

SELF-DUMPING HOPPERS			
Product No.	Dimensions* L x W x H	Wt. (lbs)	Price** Ea.
HSD-5/8	59 x 26 x 42"	175	\$995.00
HSD-1.1	71 x 31.5 x 46"	210	1,190.00
HSD-1.7	80 x 40 x 55"	300	1,680.00
HSD-2.2	80 x 51 x 55"	331	1,840.00

* Caster assembly increases overall height by 7.5"
** Add \$270.00 to prices above for caster assembly.

Nestable Tilt Trucks

- All-welded Steel Frame.
- Lightweight and Economical.

Larger capacity and molded body make these trucks lightweight and economical. Molded wheelwells with inboard, high-quality wheels allow multiple units to nest for freight savings. Protects walls and doorways from impact damage. Optional hinged lids available for all 6 sizes. Available in Gray, Blue, White, Red, Green, Yellow, Black or Orange body colors -- please specify. 3.0 cu. yd. models in Gray only. FOB Shipping Point.

NESTABLE TILT TRUCKS					
Product No.	Cap. Wt. (lbs)	Body Size L x W x H	Overall Ht.	Wt. (lbs)	Price Ea.
H1/3 CU-L	275	48 x 26 x 26"	30"	53	\$205.00
H1/3 CU-HD	1200	48 x 26 x 26"	31"	104	460.00
H5/8 CU-L	600	55.5 x 26.5 x 32"	36"	70	340.00
H5/8 CU-S	1000	55.5 x 26.5 x 32"	37.5"	89	470.00
H5/8 CU-HD	1500	55.5 x 26.5 x 32"	37.5"	117	540.00
H1.1 CU-L	900	69 x 31.5 x 34"	39.5"	99	445.00
H1.1 CU-S	1400	69 x 31.5 x 34"	39.5"	126	605.00
H1.1 CU-HD	2100	69 x 31.5 x 34"	41.5"	167	750.00
H1.7 UT	1000	74 x 40 x 45.5"	50.5"	165	680.00
H1.7 CU-S	1700	74 x 40 x 45.5"	53.5"	207	915.00
H1.7 CU-HD	2200	74 x 40 x 45.5"	53.5"	263	985.00
H2.2 UT	1200	74 x 51 x 45.5"	52.25"	193	820.00
H2.2 CU-S	2000	74 x 51 x 45.5"	53.5"	240	1,025.00
H2.2 CU-HD	2500	74 x 51 x 45.5"	53.5"	296	1,115.00
H3.0 CU-S	2500	81 x 56 x 48"	56"	298	1,275.00
H3.0 CU-HD	2800	81 x 56 x 48"	56"	350	1,325.00

LIDS			
Product No.	For	Size W x D	Price Ea.
H1/3-LID	H1/3 series	49 x 27"	\$100.00
H3.0-LID	H3.0 series	82 x 57"	220.00



HINGED LIDS FOR TILT TRUCKS & SELF-DUMPING HOPPERS			
Product No.	Description	Wt. (lbs)	Price Ea.
H5/8 LID	Fits 5/8 Models Truck & Hopper	13	\$100.00
H1.1 LID	Fits 1.1 Models Truck & Hopper	21	120.00
H1.7 LID	Fits 1.7 Models Truck & Hopper	30	150.00
H2.2 LID	Fits 2.2 Models Truck & Hopper	32	170.00

Industrial Poly-Box Trucks

- Long-Lasting, Lighter-Than-Steel Bodies.
- Vertical Ribbing Provides Extra Rigidity.

Heavy-duty body is mounted on an all-welded steel dolly, with four corner-mounted, easy-rolling casters. Vertical ribbing provides extra rigidity to the molded polyethylene body. These Poly-Box Trucks offer maximum durability and longevity at an affordable price. Standard gray color – other colors available upon request. FOB Shipping Point.

POLY-BOX TRUCKS				COVERS					
Product No.	Cap. BU	Dimensions* L x W x H	I.D. Bottom L x W x H	Caster Size	Wt. (lbs)	Price Ea.	Product No.	Wt. (lbs)	Price Ea.
HUT-4	4	33 x 21 x 20"	24 1/4 x 15 x 15 1/2"	3"	24	\$160.00	HPBL-4	6	\$42.00
HUT-6	6	32 x 23 x 24"	23 1/2 x 16 x 20"	3"	25	168.00	HPBL-6	6	43.00
HUT-7	7	37 x 24 1/2 x 24"	28 1/2 x 17 1/2 x 19 1/2"	3"	28	180.00	HPBL-7	7	45.00
HUT-8	8	36 x 24 x 27"	28 1/2 x 17 x 23"	3"	35	195.00	HPBL-8	9	52.00
HUT-9	9	41 1/2 x 29 1/2 x 23"	33 x 21 x 19"	3"	42	200.00	N/A	-	-
HUT-10	10	38 x 29 x 31"	28 x 19 1/2 x 24 1/2"	5"	41	200.00	HPBL-10	11	59.00
HUT-11	11	55 x 23 x 31"	48 x 15 1/2 x 24"	5"	60	210.00	N/A	-	-
HUT-12	12	38 x 28 x 34"	30 x 20 1/4 x 27 1/2"	5"	45	215.00	HPBL-12	11	62.00
HUT-14	14	44 x 32 x 35"	35 1/2 x 23 1/2 x 28 1/2"	5"	53	230.00	HPBL-14	15	66.00
HUT-15	15	58 1/2 x 29 x 32"	48 1/2 x 19 x 25 1/2"	5"	61	260.00	N/A	-	-
HUT-16	16	45 x 31 x 36"	36 x 23 x 29 1/2"	5"	57	235.00	HPBL-16	15	70.00
HUT-17	17	46 x 24 1/2 x 43"	40 x 19 1/2 x 36"	5"	62	295.00	N/A	-	-
HUT-18	18	46 x 34 x 37"	38 x 25 1/2 x 31"	5"	63	250.00	HPBL-18	17	75.00
HUT-20	20	46 x 34 x 39"	37 x 25 x 32 1/2"	5"	68	275.00	HPBL-20	20	80.00
HUT-22	22	62 x 32 x 33"	54 x 25 1/2 x 28"	5"	90	400.00	N/A	-	-
HUT-25	25	63 x 35 1/2 x 40"	53 x 24 x 33 1/2"	5"	95	415.00	N/A	-	-
HUT-30**	30	71 x 43 x 42"	58 x 31 x 34"	5"	145	540.00	N/A	-	-
HUT-40	40	71 x 48 x 37"	58 x 36 x 30"	5"	145	525.00	N/A	-	-
HUT-45**	45	70 x 55 x 49"	56 x 41 1/2 x 42"	5"	160	610.00	N/A	-	-
HUT-50	50	84 x 50 x 37"	76 x 42 x 30"	5"	180	630.00	N/A	-	-

*Dimensions include casters: For 3" casters - subtract 4" for body depth. For 5" casters - subtract 6.5" for body depth.
**Features molded notch for easy access.



BULK TRUCKS & CONTAINERS

Durable Poly Tilt Truck

- Smooth, seamless body, molded from tough polyethylene resists corrosion, grease and oil.
- Efficient collection and dumping for all types of refuse.

Designed for use in commercial and industrial environments. Easy to clean and maintain. Maneuvers easily and balanced for one man handling. An ideal transport for all recycling programs. Using color coded trucks to identify and separate recyclables simplifies collection and transporting. ½ yd. capacity rolls on 10" wheels with 3½" casters; 1 & 1¾ yd. capacity roll on 12" wheels and 3½" casters; 2 & 2½ yd. capacity roll on 12" wheels and 5" casters. Resin complies with FDA regulation 21CFR 177.1520 (c) 3.1 and 3.2. Gray is standard color. FOB Shipping Point.

Bulk Fork Lift Container

- Move 30 cu. ft. of material at one time.
- Stacks 2 high with "stacking cover" -- nests, when empty, to save space.



Save space, save man-hours with these efficient and durable bulk containers. Rugged one-piece polyethylene construction for easy handling of dry material. Features four way fork lift entry for easy handling. Handles loads up to 1500 lbs., 30 cu. ft. capacity. Measures 44"W x 44"L x 33"H. Material complies with FDA regulation 177.1520. White is standard color. FOB Shipping Point.

HBFC30CFA Wt. 90 (lbs.) Price Ea. \$458.00

Stacking Cover

HBFC30CFF Wt. 35 (lbs.) Price Ea. \$183.00



Convenient Utility Trucks

- Perfect for laundry, textiles, powders, and solid wastes.
- One-piece molded high-density polyethylene is impact -resistant and cleans easily.

An economical mobile bulk truck that's used in motels, hospitals or general industrial use. Truck is mounted on a strong plywood base with 4 corner mount swivel casters. Height does not include bases or casters. White is standard color. FOB Shipping Point.

Product No.	Cap. Bushels	Cap. (lbs.)	Inside Dimensions L x W x H	Wt. (lbs.)	Price Ea.
HK5106	6	450	29 x 19 x 21"	30	\$164.00
HK5108	8	450	33 x 21 x 23½"	35	186.00
HK5110	10	500	35 x 23 x 25½"	43	194.00
HK5112	12	550	35 x 24 x 28"	48	210.00
HK5114	14	600	39 x 27 x 28"	54	227.00
HK5116	16	600	39 x 27 x 30½"	56	231.00
HK5118	18	625	41 x 29 x 30½"	60	249.00
HK5120	20	650	47 x 31 x 30½"	66	270.00



Tough Poly Bulk Truck

- Move up to 48 cu. feet with this industrial-duty truck.
- A handy, step-saving truck for motels, hotels, hospitals, laundries, etc.

One-piece molded polyethylene is designed for long life. Rolls on 4 heavy-duty 6" swivel casters, mounted on a galvanized steel base. 500 lb. capacity. White is standard color. FOB Shipping Point.

Product No.	Cap. Cu.Ft.	Overall Size W x L x H	Wt. (lbs.)	Price Ea.
HM7040	33½	28½ x 41 x 58½"	140	\$654.00
HM7045	36½	28½ x 38 x 66"	140	663.00
HM7050	41½	28½ x 41 x 66"	140	693.00
HM7070	36½	28½ x 48 x 54½"	145	654.00
HM7090	48	28½ x 47 x 66½"	160	705.00

BALANCED for one-man handling.



Product No.	Cap. Cu. Yd.	Cap. (lbs.)	Size L x W x H	Wt. (lbs.)	Price Ea.
HMT50XLTA	½	350	54 x 27 x 41"	55	\$337.00
HMT50XSTA	½	750	54 x 27 x 41"	99	461.00
HMT50XHSTA	½	1200	54 x 27 x 41"	109	529.00
HMT100LTA	1	750	71 x 32 x 43"	107	439.00
HMT100STA	1	1000	71 x 32 x 43"	132	596.00
HMT100HTA	1	2000	71 x 32 x 43"	142	737.00
HMT175STA	1½	1000	73½ x 37½ x 50"	175	902.00
HMT175HTA	1½	2000	73½ x 37½ x 50"	185	971.00
HMT200STA	2	1800	81 x 46 x 50"	192	1,010.00
HMT200HTA	2	2300	81 x 46 x 50"	207	1,101.00
HMT250STA	2½	1875	83 x 55 x 50"	227	1,256.00
HMT250HTA	2½	2300	83 x 55 x 50"	242	1,311.00

Recycling Trucks

- Patented design that maximizes usable volume.
- Designed for rugged service.
- Nestable for storage and shipping cost reductions.

The truck used nationwide by recyclers to collect and transport materials for recycling. These general purpose trucks are uniquely designed allowing for greater usable capacity, while maintaining maximum maneuverability. HM1642 trucks nest when empty. Trucks feature a recycling logo (also available without recycling logo -- call for information). Features rugged polyethylene body with 5" casters for easy rolling. Gray is standard color. FOB Shipping Point.



HR5016TRD



HM1640TRA Without Logo



HM1642 Without Logo

Product No.	Description	Cap. (Cu. Ft.)	Outside Size W x L x H	Wt. (lbs.)	Price Ea.
HR5016TRD	Rectangle Truck	18	43 x 28 x 37"	90	\$297.00
HM1640TRA	Square Truck	19	28½ x 28½ x 47"	80	270.00
HM1642	Nestable Truck	18	29½ x 29½ x 46"	80	270.00

Can-Tainer Can Recycling Container

- Encourages the depositing and recycling of aluminum cans.
- Extra large capacity.
- Won't rust, chip or dent.

Recycling container ideal for school cafeterias, parks, offices, and vending machine areas. A constant visual reminder to recycle empty beverage cans. Standard "Aluminum Can" Gray with molded-in green graphics. 50 lb. capacity. Outside Diameter measures 22". Overall height measures 40".

FOB Shipping Point.
HCANTANR Wt. 14 (lbs.) Price Ea. \$125.00




Shown in Green

All products on this page are available in the following colors at no additional charge.

Orange	Forest Green
Burnt Orange	Royal Blue
Honey Gold	Powder Blue
Bright Lemon	Cadet Blue
Lime Green	Wine
Jade Green	Purple
Black	Chocolate Brown
Silver Gray	Pink
Natural White	Red

POLY TRUCKS & TUBS



A complete line of modular, nesting and stacking tote boxes available -- call for a quote.

Palletubs

- Ideal for in-plant or over-the-road transport of a variety of products.
- Most sizes are designed to optimize trailer cubes.
- Standard color is Blue. FOB Shipping Point.

A) Style... features single wall construction with rolled out rim. 4-way forklift entry.
 B) Style... features single wall construction with rolled out rim and vertical ribs for extra rigidity. 2-way forklift entry.
 C) Style... full double wall construction with smooth interior for easy cleaning-- bacteria can't build-up. Designed for extra sanitary use. Bottoms are flat. Tapered side walls. Nests without lid. 4-way forklift entry.
 D) Style... double wall rim with square tubing around the rim for extra rigidity. Thin wall design for lightweight use. 50% nestable-- non-locking nesting. Footprints on lid for positive stacking. 4-way forklift entry.

Ltr. No.	Product No.	Cap. Cu. Ft.	CONTAINER		Fork Entry	Wt. (lbs.)	Price Ea.	Product No.	LID Wt. (lbs.)	Price Ea.
			Top Size (O.D.) L x W x H	Bottom Size (I.D.) L x W x H						
A	H51-2016	18	64 x 46 x 17"	58 x 40 x 17"	4 Way	45	\$345.14	-	-	-
A	H51-2026	10	37 x 25 x 28"	31 x 20 x 28"	4 Way	35	258.12	H51-2026L	10	\$100.27
A	H51-2030	24	52 x 42 x 30"	43 x 33 x 30"	4 Way	80	442.31	H51-2030L	17	166.69
A	H51-2036	28	46.5 x 44 x 30"	41 x 38 x 35"	4 Way	80	469.88	H51-2036L	16	154.69
B	H51-2037	30	45 x 45 x 37"	41 x 41 x 39"	2 Way	85	509.34	H51-2037L	15	144.75
C	H51-2040*	32.5	48 x 44 x 39.5"	37 x 33 x 39.5"	4 Way	115	496.12	H51-2040L	32	231.77
D	H51-0807	16	41 x 28 x 30"	36 x 23 x 25"	4 Way	40	219.27	H51-0807L	10	107.13

*Double Wall Construction. Note: Lids available with container purchase only.

Poly Skid Boxes

- Move or stack heavy-duty loads with ease.
- Features positive interlocking raised legs for ease of stacking, forklift entry and moving boxes in stacks or one at a time.



Unique double-wall flange and interlocking legs

provide the most positive stacking feature available...one-piece molded polyethylene construction provides long life, durability and maximum protection for stored contents. FOB Shipping Point.

Product No.	Cap. Cu. Ft.	Size (O.D.) L x W x H	Wt. (lbs.)	Price Ea.
H51-2141	15	48 x 48 x 17.5"	55	\$320.16
H51-2142	20	48 x 48 x 22"	60	333.97
H51-2143	25	48 x 48 x 26"	65	347.80
H51-2144	32	48 x 48 x 32"	75	376.09
H51-2165	5	36 x 20 x 17.5"	25	175.91
H51-2167	7	36 x 20 x 23.5"	30	208.40
H51-2168	25	40 x 37 x 38"	55	320.13
H51-2175	16	62 x 31 x 21"	55	320.13
H51-2177	33	62 x 62 x 21"	100	472.03
H51-2180	10	44 x 24.5 x 17.5"	35	222.24
H51-2110*	5.75	37.75 x 26 x 16.5"	50	264.98
H51-2120*	8	37.75 x 26 x 22"	60	303.63
H51-2126*	31	54 x 44 x 31"	110	579.66
H51-2118*	22	44 x 44 x 31.5"	90	645.16

*Complete Double-Wall Construction

Tilt Trucks

- Heavy duty, durable one-piece molded tilt truck.
- Specially designed for fast, efficient and safe collecting and handling of bulk materials and refuse.



Large wheels allow for easy, one-person handling to waste containment areas... slanted front makes dumping of solid wastes quick and safe. Available in Utility, Standard and Heavy Duty models with sizes ranging from 1/2 cubic yard to 2 cubic yard. Split-top lids available for most sizes. Standard color is Gray; six optional colors -- Black, Red, Green, Yellow, Blue, or White - please specify. FOB Shipping Point.

Product No.	Cap. Cu. Yd.	CONTAINER Size O.D. L x W x H	Wt. (lbs.)	Price Ea.	Product No.	LIDS Price Ea.
H52-1001	1/2	52 x 26 x 36"	65	\$504.73	H52-0111	\$205.02
H52-1003	1/2	52 x 26 x 36"	95	680.11	H52-0111	205.02
H52-1005	1/2	52 x 26 x 36"	100	793.17	H52-0111	205.02
H52-2001	1	66.5 x 31 x 42"	100	622.09	H52-0211	237.00
H52-2003	1	66.5 x 31 x 42"	125	849.13	H52-0211	237.00
H52-2005	1	66.5 x 31 x 42"	130	965.37	H52-0211	237.00
H52-2503	1 1/2	80.5 x 43 x 49"	155	1,289.68	H52-0251	317.46
H52-2505	1 1/2	80.5 x 43 x 49"	165	1,416.47	H52-0251	317.46
H52-3003	2	83 x 47 x 50.5"	225	1,469.77	-	-
H52-3005	2	83 x 47 x 50.5"	250	1,579.03	-	-

Poly Box Truck

- Optimize cube use with the finest truck of its style available today.
- Unique double-wall flange provides strength, rigidity and impact resistance.



This truck provides the optimum in usable cube compared to any other mobile truck of comparable size. Round corners help prevent jamming and trucks sticking together when nested. Standard color is Blue. FOB Shipping Point.

Product No.	Cap. Bu.	Size L x W x H	Caster Size	Wt. (lbs.)	Price Ea.
H51-160512	12	35.25 x 24 x 34.5"	4"	80	\$469.88
H51-160516	16	42 x 28 x 35"	4"	80	503.71
H51-160518	18	45 x 28 x 38"	4"	100	521.23
H51-160524	24	60 x 30 x 36"	4"	120	720.39
H51-160532	32	76 x 40.5 x 32"	6"	170	890.85

Extra Duty Truck

- Used in every industry from moving delicate linens to heavy metal parts.
- Heavy-duty construction features for superior durability.

All critical wear points including the top rim are reinforced for extra strength and durability. Comes standard with a convenient card pocket on one end and fabric handles on each end for ease of movement. Frames are made of high tensile strength, electro-welded spring steel for extra support. Frame bottoms are welded plated flat steel bolted to kiln dried hardwood runners and caster boards. Casters come equipped with thread guards. Casters available in a variety of patterns -- standard w/all swivel, or 2 rigid & 2 swivel -- please specify. Diamond pattern available at no extra charge. Available in Plain White Canvas or Yellow Glosstex -- please specify. Optional Glosstex colors available in Red, Green, Blue, Gray or White -- please specify. Also available without casters to create an Extra Duty Basket. FOB Shipping Point.



Product No.	Bu. Size	Top Size I.D. L x W	Depth	Overall Height	Caster Size	Wt. (lbs.)	Price Ea.
H4001-06	6	30 x 20"	21"	26"	3"	30	\$213.00
H4001-08	8	34 x 22"	23"	29"	3"	35	232.00
H4001-10	10	36 x 24"	25"	31"	3"	40	246.00
H4001-12	12	36 x 26"	28"	34"	3"	45	266.00
H4001-14	14	40 x 28"	28"	34"	3"	55	307.00
H4001-16	16	40 x 28"	30"	37"	3"	60	310.00
H4001-18	18	42 x 30"	30"	37"	3"	60	321.00
H4001-20	20	48 x 32"	30"	37"	3"	65	350.00
H4001-24	24	54 x 34"	30"	38"	3"	80	412.00

All sizes are nominal and rounded to the full inch.

POLY BULK TRUCKS



C



Poly Bulk Trucks

- Smooth sanitary poly material.
- Tough poly material is stain-proof, rust-proof and dust-proof; withstands temperature extremes.

Meets strict sanitary requirements. Smooth insides won't collect food particles...plus it's easy to clean. Polyethylene material meets USDA, FDA requirements. Available in three styles. Standard color white, other colors available upon request. FOB Shipping Point.

A) Truck with Frame

Rust-proof frame handles the heaviest of loads. Four swivel casters assure pin point maneuverability. Poly liner (.150" thick) is removable.

B), D) Truck without Frame

For heavy-duty use. B) Extra thick poly liner (.250") withstands rough abuse. Complete with four swivel casters. D) is same as B except with .190" thick liner.

C) Container Only

For stationary storage of material. Durable poly liner (.150" thick) lasts and lasts.

Bushel Capacity	Inside Dimensions L x W x D	Product No.	A) TRUCK W/FRAME		B) TRUCK W/O FRAME Heavy .250 Poly		C) CONTAINER ONLY		D) TRUCK W/O FRAME Standard .190 Poly	
			Wt. (lbs.)	Price Ea.	Product No.	Wt. (lbs.)	Price Ea.	Product No.	Wt. (lbs.)	Price Ea.
6	30 x 20 x 20 1/2"	H602B-6	42	\$213.67	H622-6	33	\$226.56	H607B-6	14	\$98.33
8	34 x 22 x 23"	H602B-8	49	236.02	H622-8	39	255.68	H607B-8	17	115.93
10	36 x 24 x 25"	H602B-10	55	269.03	H622-10	45	290.61	H607B-10	21	146.10
12	36 x 26 x 27 1/2"	H602B-12	61	292.71	H622-12	50	319.77	H607B-12	24	167.68
14	40 x 28 x 27 1/2"	H602B-14	69	326.58	H622-14	59	365.76	H607B-14	27	187.25
16	40 x 28 x 30"	H602B-16	73	348.21	H622-16	64	392.55	H607B-16	30	204.89
18	42 x 30 x 30"	H602B-18	77	368.09	H622-18	71	435.98	H607B-18	32	221.99
20	44 x 32 x 33"	H602B-20	87	417.33	H622-20	81	486.49	H607B-20	38	263.18
								H651-6	30	\$168.96
								H651-8	35	207.36
								H651-10	43	213.12
								H651-12	48	255.36
								H651-14	54	261.12
								H651-16	56	264.96
								H651-18	60	326.40
								H651-20	66	366.63

Push N' Pull Handle

- Portable handles for canvas, vinyl or polyethylene trucks.
- Eliminate back strain and strenuous bending.



Easy to clean, put on or take off. Can be used on material handling carts, laundry carts, mail carriers and hampers. FOB Shipping Point.

HPPO-4 Wt. 7 (lbs.) (Specify use on Canvas/Vinyl Trucks) Price Ea. \$172.43

HPPO-3 Wt. 7 (lbs.) (For use on Poly Trucks) Price Ea. \$172.43

Poly Tilt-Dumps

- Easily transport loads of refuse, stampings, trimmings, parts and more with these easy-rolling Tilt-Dumps.

Extra thick molded polyethylene stands up to the daily rigors of constant hard use. Resists corrosion, grease and oil. Transports up to 2000 lbs. -- easy to clean. Features round tubular steel frames. Your choice of light duty or heavy duty. Various sizes available. Regular styles available in Blue or Gray. Extra large Tilts available in Gray. FOB Shipping Point.



Light Duty

Dumps...Designed for everyday use.

Two sizes available.

Both made of the same heavy duty 1/4" thick polyethylene body, fastened to a steel undercarriage. Complete with handle. Available in Blue or Gray -- please specify.

Heavy Duty Dumps...Designed with a full frame for heavier loads. Available in Blue or Gray -- please specify.

Product No.	Cap. (lbs.)	Cu Yds. Cap.	LIGHT DUTY DUMP		Dia Wheels 2-Rigid 2-Swivel	Wt. (lbs.)	Price Ea.
			Outside Dim. L x W x H				
H698LD2	350	1/2	57 x 27 x 41"	10"	3 1/2"	88	\$548.57
H698LD3	750	1	76 x 32 x 45"	12"	3 1/2"	110	662.86
HEAVY DUTY DUMP							
H698T210	750	1/2	57 x 27 x 41"	10"	3 1/2"	96	583.31
H698T312	1000	1	76 x 32 x 45"	12"	3 1/2"	119	740.57
H698T12	1800	1 1/4	77 x 40 x 51"	12"	3 1/2"	180	1,186.74

Above in Blue or Gray -- please specify.

Product No.	Cap. (lbs.)	Cu Yds. Cap.	EXTRA LARGE TILTS		Dia Wheels 2-Rigid 2-Swivel	Wt. (lbs.)	Price Ea.
			Inside Dim. L x W x H				
H698TSO 1800-2000	2	83 x 46 x 50"	12"	5"	192	1,405.26	
H698THO 1800-2000	2	83 x 46 x 50"	12"	5"	207	1,531.43	
H698TS5 1875-2000	2 1/2	83 x 55 x 50"	12"	5"	227	1,577.14	
H698TH5 1875-2000	2 1/2	83 x 55 x 50"	12"	5"	242	1,659.43	

Above Gray in color.

All-Purpose Mobile Polyethylene Carts

- Rugged virtually unbreakable mobile cart that is just right for easy handling in dozens of uses.
- Ideal for storing and transporting chemical, food ingredients, soiled linens, etc.

Made of tough all steelene polyethylene, molded container with attached polyethylene cover -- easily removable from plated dolly for cleaning. Dolly is complete with 2" dia. for easy rolling (optional 3" dia. casters available). FOB Shipping Point.



Product No.	Cap. (gals.)	Cap. (lbs.)	L x W x D	Wt. (lbs.)	Price Ea.
H633DBC	18	150	22 x 13 1/4 x 36 1/2"	17	\$215.41
H638DBC	36	300	22 x 19 1/2 x 36 1/2"	23	253.58



Elevated Spring Platform

- Self-leveling action eliminates worker fatigue in stooping and bending.
- Automatically lowers contents while loading, raises load while removing.



Frame shown for illustration only.

Reinforced steel frame covered with Gray steeltex vinyl-coated nylon. Special size to fit any box, truck, basket or hamper are available -- contact factory. Please order by bushel capacity; style of basket or truck; or measure inside top and inside bottom of container and advise style and/or material container is constructed of. FOB Shipping Point.

Product No.	Bushel Capacity	Inside Dimensions L x W x D	No. Springs	Wt. (lbs.)	Price Ea.
H125P-6	6	30 x 20 x 20 1/2"	4	6	\$53.99
H125P-8	8	34 x 22 x 23"	4	7	56.32
H125P-10	10	36 x 24 x 25"	4	7	57.19
H125P-12	12	36 x 26 x 27 1/2"	4	8	57.74
H125P-14	14	40 x 28 x 27 1/2"	6	12	84.30
H125P-16	16	40 x 28 x 30"	6	12	84.30
H125P-18	18	42 x 30 x 30"	6	14	86.08
H125P-20	20	44 x 32 x 33"	6	15	87.31
H125-SP20	20	48 x 32 x 30"	6	15	99.61

125P Fits Poly Bulk Trucks only, order 125 for vinyl and canvas sanitary hamper trucks.

SANITARY HAMPER TRUCKS

Sanitary Bulk Handling Truck

- A clean, washable truck for factories, hospitals, hotels, department stores or warehouses.
- This good looking bulk handling truck is the ideal solution to moving large quantities of material where cleanliness and neatness count.

Washable vinyl truck is perfect for laundries, waste paper, parts, supplies, etc. Four swivel casters provide maximum maneuverability in congested areas or narrow aisles. Rust-proof bottom. Includes stitched reinforced handles. Available in two styles. Standard color gray. Vinyl Coated Nylon available in optional colors — please inquire. FOB Shipping Point.

Bushel Capacity	Inside Dimensions L x W x D	Wt. (lbs.)	White Canvas Product No.	Price Ea.	Vinyl Coated Nylon Product No.	Price Ea.
6	30 x 20 x 20½"	28	H92-6	\$146.15	H92-S6	\$143.91
8	34 x 22 x 23"	34	H92-8	162.56	H92-S8	159.91
10	36 x 24 x 25"	36	H92-10	174.58	H92-S10	171.70
12	36 x 26 x 27½"	39	H92-12	188.43	H92-S12	185.60
14	40 x 28 x 27½"	45	H92-14	214.40	H92-S14	211.93
16	40 x 28 x 30"	46	H92-16	219.61	H92-S16	216.37
18	42 x 30 x 30"	49	H92-18	238.03	H92-S18	234.70
20	44 x 32 x 33"	54	H92-20	250.93	H92-S20	248.55
SP 20	48 x 32 x 30"	54	H92-SPCC20	270.95	H92S-SP20	269.30
SP 24	54 x 34 x 30"	65	H92-SPCC24	316.85	H92S-SP24	313.33

Push N' Pull Handle

- Portable handles for canvas, vinyl or poly-ethylene trucks.
- Eliminate back strain and strenuous bending.

Easy to clean, put on or take off. Can be used on material handling carts, laundry carts, mail carriers and hampers. FOB Shipping Point.

HPPO-4 Wt. 7 (lbs.) (Specify use on Canvas/Vinyl Trucks) Price Ea. **\$172.43**

HPPO-3 Wt. 7 (lbs.) (For use on Poly Trucks) Price Ea. **\$172.43**



Removable Basket Liner

- Replace your old basket liner with ease.
- Available to fit all standard oblong baskets.

Choose either Canvas or Vinyl Coated Nylon material. Comes complete with eyelets and rope for easy lacing onto frame. Order by bushel capacity or measure inside length, width and depth. FOB Shipping Point.

Bushel Capacity	Inside Dimensions L x W x D	Wt. (lbs.)	H107-WHITE CANVAS Product No.	Price Ea.	H107S-VINYL-COATED NYLON Product No.	Price Ea.
2	22 x 14 x 14"	3	H107-2W	\$38.17	H107-2S	\$37.90
3	24 x 18 x 16"	3	H107-3W	39.50	H107-3S	38.90
4	30 x 18 x 16"	4	H107-4W	40.73	H107-4S	38.99
6	30 x 20 x 20½"	5	H107-6W	46.13	H107-6S	43.75
8	34 x 22 x 23"	5	H107-8W	51.98	H107-8S	49.55
10	36x 24 x 25"	6	H107-10W	57.37	H107-10S	54.22
12	36 x 26 x 27½"	6	H107-12W	61.62	H107-12S	58.93
14	40 x 28 x 27½"	7	H107-14W	67.02	H107-14S	63.63
16	40 x 28 x 30"	7	H107-16W	70.03	H107-16S	67.20
18	42 x 30 x 30"	8	H107-18W	75.61	H107-18S	72.55
20	44 x 32 x 33"	9	H107-20W	82.88	H107-20S	80.14
SP20	48 x 32 x 30"	9	H107-SP20W	87.86	H107-SP20S	84.89
SP24	54 x 34 x 30"	10	H107-SP24W	96.23	H107-SP24S	93.76



White Canvas...heavy duty canvas material provides long wear durability.



Vinyl Coated Nylon... a smooth, glossy vinyl fabric that's dust, oil and grease resistant. Cleans easily. Ideal for wet or damp materials.

Removable Liner Truck

- Post office type truck with removable liner.
- Ideal for recycled material.

Available in Canvas or Steeltex Vinyl Coated Nylon. Inside measures 42" x 30" x 30", outside measures 43½" x 31½" x 37½". Easy rolling on 6-4" casters, 4 swivel on corners, 2 rigid in middle. Tough 1000 lb. capacity. FOB Shipping Point.

H104618R Canvas. Wt. 65 (lbs.) Price Ea. **\$295.68**

H104618N Vinyl Coated Nylon. Wt. 65 (lbs.) Price Ea. **\$295.68**



Wood Covered Trucks

- Used by all sports teams, college and pro, production companies, theatre groups, for the moving and storage of valuable materials — uniforms, costumes, lighting, sound equipment, etc.

Excellent for a whole host of supplies and parts. Features hardwood runners and ½" thick plywood cover. Available with or without casters — both complete with lock rod. FOB Shipping Point.

Bushel Capacity	Inside Dimensions L x W x D	Wt. (lbs.)	WOOD COVERED WITHOUT CASTERS		H80S Vinyl Coated Nylon	
			H80 White Canvas Product No.	Price Ea.	Product No.	Price Ea.
6	30 x 20 x 20½"	33	H80-6	\$180.07	H80-S6	\$177.83
8	34 x 22 x 23"	37	H80-8	205.94	H80-S8	203.29
10	36 x 24 x 25"	39	H80-10	232.91	H80-S10	230.03
12	36 x 26 x 27½"	42	H80-12	243.75	H80-S12	240.91
14	40 x 28 x 27½"	50	H80-14	269.58	H80-S14	267.11
16	40 x 28 x 30"	51	H80-16	274.93	H80-S16	271.68
18	42 x 30 x 30"	54	H80-18	294.13	H80-S18	290.79
20	44 x 32 x 33"	55	H80-20	315.70	H80-S20	313.33

Bushel Capacity	Inside Dimensions L x W x D	Wt. (lbs.)	WOOD COVERED WITH CASTERS			
			H82-6	H82-8	H82-10	H82-12
6	30 x 20 x 20½"	41	H82-6	227.75	H82-S6	225.51
8	34 x 22 x 23"	46	H82-8	254.03	H82-S8	251.38
10	36 x 24 x 25"	48	H82-10	280.91	H82-S10	278.03
12	36 x 26 x 27½"	52	H82-12	300.16	H82-S12	297.33
14	40 x 28 x 27½"	60	H82-14	326.03	H82-S14	322.65
16	40 x 28 x 30"	61	H82-16	321.20	H82-S16	327.95
18	42 x 30 x 30"	64	H82-18	347.98	H82-S18	344.64
20	44 x 32 x 33"	66	H82-20	369.55	H82-S20	367.18

Optional Snap & Chain Front Fasteners For Series 80 order H80A, for Series 82 order H82A instead of Standard lock rod. No charge at time initial order is placed.

CARTS & TRUCKS



The ProCart™

- Box-top to flat-top versatility.
- Rugged, durable reinforced construction.

Engineered to adapt to all the ways – and the places you work. Quickly converts to a flat-top or a box-top cart with one hand. Hinged side gates on both shelves flip up or down for different cart configurations –no tools necessary. Flat-top for sliding boxes on and off shelves and box-top to secure cartons during transport. Made of high-density polyethylene structural foam – panels are dent-resistant, and rust-proof. Innovative I-beam design allows for easy loading and unloading of oversized boxes on the lower shelf. Rounded corners and edges prevent mishaps. Handles loads up to 400 lbs. Features supply compartment for easy access to small items. Comfortable full-width handle. Easy rolling on durable, non-marking 5" ball bearing wheels – includes rear locking casters. Available in Gray. FOB Shipping Point.

Custom Organization

Order rail system and bins to add maximum organization capacity to the ProCart. Keeps small items ready for instant retrieval. 9 Rail System combines with Rugged Hanging Bins for a complete system. Bins available in Red, Blue, Yellow or Beige – please specify.

Use this chart when ordering ONE SIZE of Bins for the ProCart™

Bin Product No.	Bin Size	H30936 Cart		H30930 Cart		Price Per Bin
		No. Bins	No. Bins	No. Bins	No. Bins	
H30210	5½ x 4¼ x 3"	80	70	70	70	\$1.27
H30220	7½ x 4¼ x 3"	80	70	70	70	2.25
H30224	10½ x 4¾ x 4"	48	42	42	42	3.39
H30230	10½ x 5½ x 5"	36	30	30	30	5.67
H30234	14¼ x 5½ x 5"	36	-	-	-	6.45
H30235	10½ x 11 x 5"	18	12	12	12	8.75
H30239	10½ x 8¼ x 7"	16	12	12	12	9.40
H30240	14¼ x 8¼ x 7"	16	-	-	-	11.16
H30250	14¼ x 16½ x 7"	8	-	-	-	15.67
H30255	10½ x 16½ x 5"	12	-	-	-	13.04



Product No.	Description	Size L x W x H	Wt. (lbs.)	Price Ea.
H30936	Large Cart	45½ x 24 x 34¾"	62	\$261.24
H30930	Small Cart	41½ x 19 x 34¾"	51	239.84
RAIL KITS				
H30906	For Large Cart		24	71.13
H30900	For Small Cart		22	69.69

Tilt Trucks

- Lightweight tipping trucks for easy one-person handling.
- Built tough to handle loads up to 2000 lbs.

Features ergonomic design and are easy to maneuver. Wide mouth and low profile for easy loading. Easy-pull, load balanced design provides stability. Front caster wheel has a roller bearing for an extra measure of stability when pushing, pulling or turning. Large, comfortable grab handle is arc welded and reinforced for optimum durability. 12" dia. wheels. Full, wrap-around tubular frame is constructed of 1" powder-coated steel for enhanced appearance and rust protection. Available in Gray only. FOB Shipping Point.

A) Medium Duty 100 Gal.

Features 12" dia. wheels, plastic hubs and semi-pneumatic tires with ball bearings. Axle ¾" dia. solid-steel shaft.

B) Heavy Duty 100 Gal.

Rolls on 10" dia. rubber wheels with pin bearings and cast-iron hub. Axle ¾" dia. solid-steel shaft.

C) Super Heavy Duty 200 Gal.

Includes tubular side rails and 2 front wheels. Molded rubber wheels with pin bearings and cast-iron hub. Axle 1" dia. solid-steel shaft. 300 & 400 gal. units do not work with Hydraulic Lift.

Lids

Convex shape adds strength and provides room for overpacking. Full-width, heavy-duty piano hinge in the middle keeps the lid propped open during use and allows front and back access. Black only.

**CLEAN, EFFICIENT
& safe emptying**



Product No.	Description	Capacity Gals	TILT TRUCKS		Size W x D x H	Wheel Dia.	Wt. (lbs.)	Price Ea.
			Cu. Yds.	Load Rating (lbs.)				
H77405	Medium Duty	100	½	600	27 x 54 x 36"	12"	94	\$743.58
H77410	Medium Duty	200	1	600	33 x 66 x 42"	12"	137	878.76
H77505	Heavy Duty	100	½	1000	27 x 54 x 36"	10"	115	770.61
H77510	Heavy Duty	200	1	1000	33 x 66 x 42"	10"	150	959.90
H77610	Super Heavy Duty	200	1	2000	33 x 66 x 42"	12"	165	1,138.34
H77710	Super Heavy Duty	300	1½	2000	39 x 85 x 51"	12"	226	1,703.45
H77810	Super Heavy Duty	400	2	2000	48 x 85 x 51"	12"	252	1,784.58

Product No.	Description	LIDS		Size W x D x H	Wt. (lbs.)	Price Ea.
		Fits Trucks				
H77002	Two-Piece Black Lid	H77410, H77510, H77610		34 x 62 x 5"	12	163.58

Wood Platform Trucks

- Fully featured, low-cost cart.

Economically priced unfinished hardwood platform truck. Quality construction combined with ease of movement and low maintenance makes these trucks a real value. Weight capacity based on evenly distributed load on four casters. Truck ships unassembled, saving freight costs and warehouse space. FOB Shipping Point.

Product No.	Description	Caster Type	WOOD PLATFORM TRUCKS		Price Ea.
			Weight Cap. (lbs.)	Wt. (lbs.)	
HRPT24485K5M8GY	24 x 48", Crossbar Handle	8" Mold-On	1500	73	\$254.88
HRPT30605K5G6GY	30 x 60", Crossbar Handle	6" Polyurethane	2400	79	278.70
HRPT30605K5M8GY	30 x 60", Crossbar Handle	8" Mold-On	1500	89	274.39



Heavy Duty Service Carts

- Durable structural foam construction won't dent or rust.
- Features rounded corners to prevent nicks on walls or furniture.

Complete with built-in storage bin – perfect for storing small parts and tools. Built sturdy and stable, yet lightweight. 550 lb. capacity. Rolls on 5" non-marking casters – 2 rigid, 2 swivel. Gray in color. "Quick Ship" availability. FOB Shipping Point.

HEAVY DUTY SERVICE CARTS					
Product No.	No. Shelves	STANDARD MODEL WITH CUP HOLDER AND 3" SHELF SIDES		Wt. (lbs.)	Price Ea.
		Size L x W x H	Shelf Size		
HUD252	2	37 x 18 x 33"	30 x 16"	44	\$136.00
HUD253	3	37 x 18 x 33"	30 x 16"	53	160.00
HUB252	2	45 x 26 x 33"	36 x 24"	62	160.00
HUB253	3	45 x 26 x 33"	36 x 24"	73	200.00
FLAT TOP MODEL WITH ELECTRICAL CORD WRAP					
HUCD252	2	38 x 19 x 32"	30 x 19"	46	\$132.00
HUCB253	3	38 x 19 x 32"	30 x 19"	57	164.00
HUCB252	2	44 x 26 x 32"	36 x 25"	52	168.00
HUCB253	3	44 x 26 x 32"	36 x 25"	68	208.00

2 Shelf Flat Top Model



3 Shelf Standard Model

Universal Tilt Truck



Universal Tilt Trucks

- Rugged Rim® construction for extra durability.
- Fork pockets make trucks ready for automation.

The industry's most durable tilt truck. Features quick disconnect wheels for easy cleaning and maintenance. Powder-coated frames prevent rusting and flaking. Equipped with fork pockets for fast forklift portability. Gray in color. "Quick Ship" availability. FOB Shipping Point.

UNIVERSAL TILT TRUCKS					
Product No.	Cap. Cu. Yd.	Cap. (lbs.)	Size L x W x H	Wt. (lbs.)	Price Ea.
HUT005	½	400	53 x 32¼ x 37"	72	\$612.00
HUT105	½	825	53 x 32¼ x 37"	80	823.00
HUT175	¾	825	64¾ x 30 x 38¾"	100	859.00
HUT010	1	825	72 x 32½ x 44"	94	876.00
HUT110	1	1200	72 x 32½ x 44"	94	1,056.00
HUT115	1½	1200	79¾ x 40 x 48"	150	2,034.00
LID FOR UNIVERSAL TILT TRUCKS					
Product No.	Description			Wt. (lbs.)	Price Ea.
HLT105	Lid for ½ cu. yd. tilt truck			10	\$272.00
HLT110	Lid for 1 cu. yd. tilt truck			15	282.00
HLT115	Lid for 1½ cu. yd. tilt truck			23	371.00



Cube Truck

Mobile Truck

Mobile and Cube Trucks

- Rugged Rim® construction for extra durability.

May be used with automated lifting systems. Powder-coated frames reduce corrosion, prevent flaking, and ensure long service life. Available in Red, Blue, or Gray. "Quick Ship" availability. FOB Shipping Point.

MOBILE TRUCKS					
Product No.	Cap. Cu. Yd.	Cap. (lbs.)	Size L x W x H	Wt. (lbs.)	Price Ea.
HAM110	1	1000	58 x 33 x 48¾"	110	\$1,223.00
CUBE TRUCKS					
HAMC20	20	800	49¾ x 32½ x 38¾"	77	542.00
HMMC16	16	500	44 x 30½ x 35½"	51	416.00
HMMC20	20	600	49¾ x 32½ x 36½"	58	499.00

CONTAINERS & PALLETS

Decade MACX® Solid Containers

- Longer container life and less frequent replacement.
- Tough yet lightweight, can be moved by hand when empty.
- Stackable - safe stacking up to 10 high.

MACX® containers are built to meet the most rigorous demands in the industrial, food processing and agricultural applications. Features high-impact resistant HDPE structural foam, fixed wall containers that are rugged and recyclable. Meets USDA/HACCP standards for food handling and can be steam cleaned. MACX® containers are temperature resistant, UV resistant and can be stacked up to 10 high. Can handle 1,500 lbs. weight capacity. They offer compact storage, a versatile runner design and are available in Blue, White, Yellow and Gray. Lids are injection molded, polyethylene. Drop gate hinges are stainless steel. FOB Shipping Point.

DECADE MACX® SOLID CONTAINERS				
Product No.	Size L x W x H	Color	Wt. (lbs.)	Price Ea.
SOLID SIDE AND BASE				
HMACX-SOL-B	48 x 40 x 31"	Blue	92	\$325.33
HMACX-SOL-W	48 x 40 x 31"	White	92	325.33
HMACX-SOL-Y	48 x 40 x 31"	Yellow	92	325.33
HMACX-SOL-G	48 x 40 x 31"	Gray	92	325.33
VENTED SIDE WITH SOLID BASE				
HMACX-VENT-G	48 x 40 x 31"	Gray	92	318.67
MACX® LIDS				
HMACX-LID-B	49 x 42 x 3"	Blue	10	98.67
HMACX-LID-W	49 x 42 x 3"	White	10	98.67
HMACX-LID-Y	49 x 42 x 3"	Yellow	10	98.67
HMACX-LID-G	49 x 42 x 3"	Gray	10	98.67
SOLID MACX® WITH CASTERS*				
HMACX-CAS-B	48 x 40 x 36"	Blue	115	532.00
HMACX-CAS-W	48 x 40 x 36"	White	115	532.00
HMACX-CAS-Y	48 x 40 x 36"	Yellow	115	532.00
HMACX-CAS-G	48 x 40 x 36"	Gray	115	532.00
SOLID MACX® WITH DROP GATE				
HMACX-DG-B	48 x 40 x 31"	Blue	97	686.67
HMACX-DG-W	48 x 40 x 31"	White	97	686.67
HMACX-DG-Y	48 x 40 x 31"	Yellow	97	686.67
HMACX-DG-G	48 x 40 x 31"	Gray	97	686.67
SOLID MACX® WITH DROP GATE AND CASTERS*				
HMACX-DG-CAS-B	48 x 40 x 36"	Blue	120	886.67
HMACX-DG-CAS-W	48 x 40 x 36"	White	120	886.67
HMACX-DG-CAS-Y	48 x 40 x 36"	Yellow	120	886.67
HMACX-DG-CAS-G	48 x 40 x 36"	Gray	120	886.67

*Nylon casters are 6"; 2 rigid, 2 swivel. Containers are stackable with casters.




Nestable Export Pallet

- Fabricated from environmentally friendly 100% recycled plastics.
- Easy to clean.

Features "one way" pallets that are economical and are fabricated from environmentally friendly 100% recycled plastics. They are easy to clean and do not require fumigation or heat treatment. Will not gain weight in the presence of moisture or sustain water damage. Will not harbor pests, mold or mildew, eliminates expensive risks due to refused entry or custom delays. Nestable pallet has a 2,000 lb. dynamic load.

Measures 48 x 40 x 5½". Black in color. FOB Shipping Point.

HEXPORTPALLET Wt. 17 (lbs.) Price Ea. \$25.33



RACX® Rackable Pallet

- Light weight one-piece design.
- Made from recycled plastics.

RACX® Rackable Pallets combine strength and economy in a lightweight one-piece design at an affordable price. Made of recycled HDPE plastics, these rackable pallets feature a picture frame bottom with runners on all four sides for stability. Ideal for use in warehouse racking systems, as well as stack loading, closed loop transport and floor storage. Engineered so that the bottom pallet can handle the full static load when loaded pallets are stacked 2 or more high. Unsupported rack capacities up to 2,200 lbs. with an evenly distributed load. Measures 48 x 40 x 6.1". FOB Shipping Point.

HRACX-BK RACX® Pallet, Black, Wt. 34 (lbs.) Price Ea. \$82.67

HRACX-FDA RACX® FDA Pallet, Blue, Wt. 34 (lbs.) Price Ea. \$102.67



BULK STEEL CONTAINERS & PALLETS



Corrugated Container With Drop Gate



Corrugated Container




Corrugated Container With Hopper Front

Steel Corrugated Pallet

- 6,000 lb. capacity.

12 Gauge Steel Corrugated Pallet is constructed with a solid surface to allow more uniform stacking. Pallet can be stored directly on beams of a 42" deep pallet rack and does not require decking. Unpainted, bare steel finish. Measures 48" L x 42" W x 5 1/8" H. FOB Shipping Point.

HSP4248 Wt. 164 (lbs.) Price Ea. \$257.14



Wire Mesh Container



Wire Mesh Container With Drop Gate

Corrugated Bulk Steel Containers

- Interchangeable with Wire Mesh Bulk Containers.
- Stacks five high.

Corrugated Bulk Steel Containers are standard quick delivery units that come in many different sizes with a standard nominal inside height of 18" or 24". Constructed of 13 gauge corrugated sheet steel on all four sides, 12-13 gauge corrugated sheet steel bottom and heavy duty corner assemblies which consist of 2 x 2 x 3/8" angle iron, 7 gauge stacking targets and 4" legs. Sides and bottom are designed to contain a maximum of 4,000 lbs. of bulk material and the corner assemblies are designed to hold fully loaded units stacked five high. All welded combination will provide dependable use for years. All units come standard with a one year workmanship warranty. Available in Blue (-B), Green (-G), Teal (-T), Black (-Z) or Gray (-X) industrial enamel applied to metal, inside and out but not including underside. Also available Unpainted (-U). FOB Shipping Point.

Product No.	Size I.D. L x W	CORRUGATED BULK STEEL CONTAINERS				Unpainted (-U) Price Ea.	Painted* Price Ea.
		Overall Size L x W x H	Cap. Cu. Ft.	Wt. (lbs.)			
18" INSIDE HEIGHT CORRUGATED							
H51023	24 x 24"	25.5 x 25.5 x 23.5"	6	91	\$138.29	\$176.86	
H51020	24 x 30"	25.5 x 31.5 x 23.5"	7.5	100	151.09	189.66	
H51012	30 x 30"	31.5 x 31.5 x 23.5"	9.4	110	158.64	197.21	
H51013	30 x 35"	31.5 x 36.5 x 23.5"	10.9	120	166.18	204.75	
H51014	30 x 42"	31.5 x 43.5 x 23.5"	13.1	136	193.65	232.22	
H51000	35 x 35"	36.5 x 36.5 x 23.5"	12.8	132	190.91	229.49	
H51001	35 x 42"	36.5 x 43.5 x 23.5"	15.3	152	204.64	243.21	
H51002	35 x 48"	36.5 x 49.5 x 23.5"	17.5	159	226.62	265.19	
H51003	42 x 42"	43.5 x 43.5 x 23.5"	18.4	163	245.85	284.42	
H51004	42 x 48"	43.5 x 49.5 x 23.5"	21	184	259.58	298.15	
H51005	48 x 48"	49.5 x 49.5 x 23.5"	24	197	267.82	306.39	
24" INSIDE HEIGHT CORRUGATED							
H51021	24 x 30"	25.5 x 31.5 x 29.5"	10	120	\$184.05	\$222.62	
H51016	30 x 30"	31.5 x 31.5 x 29.5"	12.5	133	196.41	234.98	
H51017	30 x 35"	31.5 x 36.5 x 29.5"	14.6	144	199.14	237.71	
H51018	30 x 42"	31.5 x 43.5 x 29.5"	17.5	160	225.25	263.82	
H51006	35 x 35"	36.5 x 36.5 x 29.5"	17	156	214.25	252.82	
H51007	35 x 42"	36.5 x 43.5 x 29.5"	20.4	180	234.86	273.43	
H51008	35 x 48"	36.5 x 49.5 x 29.5"	23.3	190	251.34	289.91	
H51009	42 x 42"	43.5 x 43.5 x 29.5"	24.5	192	260.96	299.53	
H51010	42 x 48"	43.5 x 49.5 x 29.5"	28	216	284.31	322.88	
H51011	48 x 48"	49.5 x 49.5 x 29.5"	32	231	302.16	340.73	
24" INSIDE HEIGHT CORRUGATED WITH DROP GATE							
H51021DG30	24 x 30"	25.5 x 31.5 x 29.5"	10	120	\$222.62	\$261.19	
H51016DG30	30 x 30"	31.5 x 31.5 x 29.5"	12.5	133	234.98	273.55	
H51017DG35	30 x 35"	31.5 x 36.5 x 29.5"	14.6	144	237.71	276.29	
H51018DG42	30 x 42"	31.5 x 43.5 x 29.5"	17.5	160	263.82	302.39	
H51006DG35	35 x 35"	36.5 x 36.5 x 29.5"	17	156	252.82	291.39	
H51007DG42	35 x 42"	36.5 x 43.5 x 29.5"	20.4	180	273.43	312.00	
H51008DG48	35 x 48"	36.5 x 49.5 x 29.5"	23.3	190	289.91	328.48	
H51009DG42	42 x 42"	43.5 x 43.5 x 29.5"	24.5	192	299.53	338.10	
H51010DG48	42 x 48"	43.5 x 49.5 x 29.5"	28	216	322.88	361.45	
H51011DG48	48 x 48"	49.5 x 49.5 x 29.5"	32	231	340.73	379.30	
24" INSIDE HEIGHT CORRUGATED HOPPER FRONT							
H51021HF30	24 x 30"	37 x 31.5 x 29.5"	10	125	\$247.56	\$286.13	
H51016HF30	30 x 30"	43 x 31.5 x 29.5"	12.5	138	259.93	298.50	
H51017HF35	30 x 35"	43 x 36.5 x 29.5"	14.6	149	262.66	301.23	
H51018HF42	30 x 42"	43 x 43.5 x 29.5"	17.5	165	288.76	327.33	
H51006HF35	35 x 35"	48 x 36.5 x 29.5"	17	161	277.77	316.34	
H51007HF42	35 x 42"	48 x 43.5 x 29.5"	20.4	185	298.37	336.94	
H51008HF48	35 x 48"	48 x 49.5 x 29.5"	23.3	195	314.85	353.42	
H51009HF42	42 x 42"	55 x 43.5 x 29.5"	24.5	197	324.47	363.05	
H51010HF48	42 x 48"	55 x 49.5 x 29.5"	28	221	347.82	386.39	
H51011HF48	48 x 48"	61 x 49.5 x 29.5"	32	236	365.67	404.25	

*Add suffix after Product No. Blue (-B), Green (-G), Teal (-T), Black (-Z) or Gray (-X).

Wire Mesh Bulk Steel Containers

- Interchangeable with Corrugated Bulk Steel Containers.
- Stacks five high.

Wire Mesh Bulk Steel Containers are standard quick delivery units that come in six different sizes with a standard nominal inside height of 24". All four sides are constructed of wire mesh panels with Ø.187 wire spot welded at 2" square centers with angle iron framing allowing maximum visibility and promotes air flow. 12-13 gauge corrugated sheet steel is used for bottom and corner assemblies which consist of 2 x 2 x 3/8" angle iron. 7 gauge stacking targets and 4" legs. Sides and bottom are designed to contain a maximum of 2,500 lbs. of bulk material and the corner assemblies are designed to hold fully loaded units stacked five high. All welded combination will provide dependable use for years. All units come standard with a one year workmanship warranty. Available in Blue (-B), Green (-G), Teal (-T), Black (-Z) or Gray (-X) industrial enamel applied to metal, inside and out but not including underside. Also available Unpainted (-U). FOB Shipping Point.

Product No.	Size I.D. L x W	WIRE MESH STEEL CONTAINERS				Unpainted (-U) Price Ea.	Painted* Price Ea.
		Overall Size L x W x H	Cap. Cu. Ft.	Wt. (lbs.)			
24" INSIDE HEIGHT WIRE MESH							
H61006	35 x 35"	36.5 x 36.5 x 29.5"	17	130	\$257.52	\$296.09	
H61007	35 x 42"	36.5 x 43.5 x 29.5"	20.4	145	274.69	313.26	
H61008	35 x 48"	36.5 x 49.5 x 29.5"	23.3	160	291.78	330.35	
H61009	42 x 42"	43.5 x 43.5 x 29.5"	24.5	165	294.98	335.35	
H61010	42 x 48"	43.5 x 49.5 x 29.5"	28	180	312.15	350.72	
H61011	48 x 48"	49.5 x 49.5 x 29.5"	32	195	329.25	367.82	
24" INSIDE HEIGHT WIRE MESH WITH DROP GATE							
H61006DG35	35 x 35"	36.5 x 36.5 x 29.5"	17	135	\$310.38	\$348.95	
H61007DG42	35 x 42"	36.5 x 43.5 x 29.5"	20.4	150	327.54	366.11	
H61008DG48	35 x 48"	36.5 x 49.5 x 29.5"	23.3	165	344.64	383.21	
H61009DG42	42 x 42"	43.5 x 43.5 x 29.5"	24.5	170	347.84	386.41	
H61010DG48	42 x 48"	43.5 x 49.5 x 29.5"	28	185	365.01	403.58	
H61011DG48	48 x 48"	49.5 x 49.5 x 29.5"	32	200	382.10	420.67	

*Add suffix after Product No. Blue (-B), Green (-G), Teal (-T), Black (-Z) or Gray (-X).

STEEL CONTAINERS



Steel Corrugated Containers

- Made of corrugated 13 ga. sides for strength and rigidity.
- These heavy-duty corrugated steel containers are rated to hold 4000 lbs. each and stack 5 high.

Utilize your airspace and save your floor space with steel stackable containers! Available with or without an ergonomic half drop gate (gate is on the long side). These containers are interchangeable with other models and have a 4" underclearance. A durable powder coat paint finish is available in green, blue, red or orange -- please specify. Contact dealer about custom sizes and colors. FOB Shipping Point.

CORRUGATED STEEL CONTAINERS WITH 18" INSIDE HEIGHT

Product No.	Overall Size W x D x H	Cap. Cu. Ft.	Wt. (lbs.)	Price Ea.
H600-379	30 x 30 x 23.5"	9.0	115	\$233.20
H600-424	30 x 35 x 23.5"	10.9	125	234.96
H600-381	30 x 42 x 23.5"	12.6	140	244.02
H600-380	35 x 35 x 23.5"	12.3	136	237.59
H600-382	35 x 42 x 23.5"	14.9	153	250.28
H600-425	35 x 48 x 23.5"	17.0	171	262.96
H600-383	42 x 42 x 23.5"	17.9	175	270.65
H600-384	42 x 48 x 23.5"	20.5	190	283.07
H600-385	48 x 48 x 23.5"	23.5	206	295.51

Deduct \$15.75/Pc for unpainted containers

CORRUGATED STEEL CONTAINER WITH 24" INSIDE HEIGHT

Product No.	Overall Size W x D x H	Cap. Cu. Ft.	Wt. (lbs.)	Price Ea.
H600-372	30 x 30 x 29.5"	12.5	139	\$242.05
H600-423	30 x 35 x 29.5"	14.5	149	250.29
H600-374	30 x 42 x 29.5"	17.5	166	267.47
H600-373	35 x 35 x 29.5"	17.0	160	257.61
H600-375	35 x 42 x 29.5"	20.5	186	280.01
H600-426	35 x 48 x 29.5"	23.4	196	286.38
H600-376	42 x 42 x 29.5"	24.6	195	309.68
H600-377	42 x 48 x 29.5"	27.4	222	318.18
H600-378	48 x 48 x 29.5"	31.3	243	325.37

Deduct \$16.80/Pc for unpainted containers

CORRUGATED STEEL CONTAINER WITH 24" INSIDE HEIGHT & HALF DROP GATE

Product No.	Overall Size W x D x H	Cap. Cu. Ft.	Wt. (lbs.)	Price Ea.
H600-273	30 x 30 x 29.5"	12.5	139	\$257.66
H600-421	30 x 35 x 29.5"	14.5	149	265.89
H600-400	30 x 42 x 29.5"	17.5	166	286.17
H600-340	35 x 35 x 29.5"	17.0	160	272.33
H600-401	35 x 42 x 29.5"	20.5	186	298.72
H600-422	35 x 48 x 29.5"	23.4	196	303.40
H600-341	42 x 42 x 29.5"	24.6	195	328.38
H600-402	42 x 48 x 29.5"	27.4	222	338.68
H600-403	48 x 48 x 29.5"	31.3	243	345.87

Deduct \$16.80/Pc for unpainted containers

- Move more material, cut handling time.
- Utilize air space, save floor space.
- Prevent product damage.
- Store difficult-to-handle items.

Half drop gate (gate is on the long side).



Wire Mesh Containers

- Made of 3/8" wire on 2" centers for air circulation and easy part identification.
- Each container has a 2500 lb. capacity and stack 5 high for space conservation.
- Available with or without an ergonomic half drop gate.

RIGID WIRE CONTAINERS WITH 18" INSIDE HEIGHT

Product No.	Overall Size W x D x H	Cap. Cu. Ft.	Wt. (lbs.)	Price Ea.
H600-398	30 x 30 x 23.5"	9.0	107	\$269.48
H600-391	30 x 42 x 23.5"	12.6	132	283.91
H600-399	35 x 35 x 23.5"	12.3	128	289.90
H600-392	35 x 42 x 23.5"	14.9	140	294.93
H600-411	35 x 48 x 23.5"	17.0	155	306.12
H600-393	42 x 42 x 23.5"	17.9	160	313.45
H600-394	42 x 48 x 23.5"	20.5	175	328.33
H600-395	48 x 48 x 23.5"	23.5	190	342.20

Deduct \$15.75/Pc for unpainted containers

RIGID WIRE CONTAINERS WITH 24" INSIDE HEIGHT

Product No.	Overall Size W x D x H	Cap. Cu. Ft.	Wt. (lbs.)	Price Ea.
H600-386	30 x 30 x 29.5"	12.5	135	\$277.67
H600-388	30 x 42 x 29.5"	17.5	148	290.90
H600-387	35 x 35 x 29.5"	17.0	145	297.09
H600-389	35 x 42 x 29.5"	20.5	152	301.52
H600-412	35 x 48 x 29.5"	23.4	167	313.60
H600-390	42 x 42 x 29.5"	24.6	172	324.34
H600-396	42 x 48 x 29.5"	27.4	187	338.18
H600-397	48 x 48 x 29.5"	31.3	202	352.41

Deduct \$16.80/Pc for unpainted containers

RIGID WIRE CONTAINERS WITH 24" INSIDE HEIGHT & HALF DROP GATE

Product No.	Overall Size W x D x H	Cap. Cu. Ft.	Wt. (lbs.)	Price Ea.
H600-413	30 x 30 x 29.5"	12.5	135	\$296.98
H600-415	30 x 42 x 29.5"	17.5	148	315.04
H600-414	35 x 35 x 29.5"	17.0	145	310.06
H600-416	35 x 42 x 29.5"	20.5	152	324.77
H600-417	35 x 48 x 29.5"	23.4	167	336.38
H600-418	42 x 42 x 29.5"	24.6	172	345.07
H600-419	42 x 48 x 29.5"	27.4	187	358.89
H600-420	48 x 48 x 29.5"	31.3	202	372.76

Deduct \$16.80/Pc for unpainted containers

STEEL HOPPERS



Bumper Release Steel Hoppers

• Superior engineering offers years of rugged surface. This bumper release hopper dumps as soon as the bumper is pushed. This style also returns to the locked position automatically after it dumps. A safety lock is standard on both styles to prevent accidental dumping. A safety restraint is provided to secure the hopper to the forklift. Fork pockets measure 7" x 2". FOB Shipping Point.

SELF DUMPING HOPPER WITH BUMPER							
Product No.	Cap. Cu. Yd.	Overall Size W x L x H	Cap. (lbs.)	Steel Fork Pocket Gauge	Fork Pocket Centers	Wt. (lbs.)	Price Ea.
HD-100-LD	1	41 1/8" x 61 1/8" x 42 1/8"	2000	12	18"	472	\$826.60
HD-200-LD	2	56 1/8" x 68 3/8" x 51 1/8"	2000	12	28"	606	1,045.00
HD-300-LD	3	81 3/8" x 68 3/8" x 51 1/8"	2000	12	28"	898	1,690.10
HD-200-MD	2	56 3/8" x 68 3/8" x 51 1/8"	4000	10	28"	677	1,111.70
HD-300-MD	3	81 3/8" x 68 3/8" x 51 1/8"	4000	10	28"	783	1,795.80
HD-33-HD	3/4	26" x 51 1/8" x 38 1/8"	6000	8	18"	386	711.70
HD-50-HD	1/2	33 3/8" x 51 1/8" x 38 1/8"	6000	8	18"	424	778.40
HD-75-HD	3/4	31 3/8" x 61 1/8" x 42 3/8"	6000	8	18"	550	830.70
HD-100-HD	1	41 3/8" x 61 1/8" x 42 3/8"	6000	8	18"	611	1,007.10
HD-150-HD	1 1/2	43 3/8" x 68 3/8" x 51 3/8"	6000	8	28"	683	1,167.10
HD-200-HD	2	56 3/8" x 68 3/8" x 51 3/8"	6000	8	28"	757	1,342.50
HD-250-HD	2 1/2	69 3/8" x 68 3/8" x 51 3/8"	6000	8	28"	783	1,578.30
HD-300-HD	3	81 3/8" x 68 3/8" x 51 3/8"	6000	8	28"	898	1,873.70



Automatically Returns to Locked Position

Bump Here To Unlock & Dump

Optional poly lids and casters available.

Horseshoe retaining design allows rotation and dumps further into center of bin.

Shown with Optional Lid

Steel Hoppers

- Low profile design.
- Minimize filling height – maximize visual inspection.

The low profile design is essential for convenient loading and dumping. Dumping is quick and simple. A cable runs up to the driver and with a simple pull the unit dumps. Then the hopper returns to a locked position when lowered to the ground. Fork pockets measure 7" x 2". Durable powder coat finish. Optional casters and lids available. FOB Shipping Point.



Fork pockets are 7" x 2" on 21 1/2" centers. 1 1/8" FPC on 0.5 cu. yd. model.

Fork Tubes

No Lid Available

SAFER and more convenient.

LIGHT DUTY - 12 GA. STEEL							
Product No.	Cap. Cu. Yd.	Overall Size W x L x H	Cap. (lbs.)	Fork Pocket Centers	Wt. (lbs.)	Price Ea.	
HH-25-LD	1/4	27 x 46 1/2" x 21 3/8"	2000	11 3/8"	164	\$572.30	
HH-50-LD	1/2	27 x 51 3/8" x 28 3/8"	2000	11 3/8"	205	652.30	
HH-100-LD	1	51 x 51 3/8" x 28 3/8"	2000	21 3/8"	308	778.40	
HH-150-LD	1 1/2	51 x 56 3/8" x 38 3/8"	2000	21 3/8"	370	889.20	
MEDIUM DUTY -- 10 GA. STEEL							
HH-25-MD	1/4	27 x 46 1/2" x 21 3/8"	4000	11 3/8"	189	597.90	
HH-50-MD	1/2	27 x 51 3/8" x 28 3/8"	4000	11 3/8"	240	683.10	
HH-100-MD	1	51 x 51 3/8" x 28 3/8"	4000	21 3/8"	362	797.90	
HH-150-MD	1 1/2	51 x 56 3/8" x 38 3/8"	4000	21 3/8"	436	985.60	
HEAVY DUTY -- 8 GA. STEEL							
HH-25-HD	1/4	27 x 46 1/2" x 21 3/8"	6000	11 3/8"	207	628.60	
HH-50-HD	1/2	27 x 51 3/8" x 28 3/8"	6000	11 3/8"	269	718.90	
HH-100-HD	1	51 x 51 3/8" x 28 3/8"	6000	21 3/8"	407	889.20	
HH-150-HD	1 1/2	51 x 56 3/8" x 38 3/8"	6000	21 3/8"	502	1,121.90	

Hgt. from the front lip to the floor H-25 14 1/8", H-50 20 3/8", H-100 20 3/8" and H-150 26 3/8".

Steel Hopper Accessories

Casters for use with Steel Hoppers and Bumper Release Steel Hoppers. Transport loads with portable hoppers. The maximum weight capacity is the lowest weight capacity of either the hopper or the caster. Casters are shipped uninstalled to prevent damage. Sets include (2) rigid, and (2) swivel casters. For the HH series 1/4 and 1/2 cubic yard hoppers only three casters are included, (2) two rigid and (1) one swivel, in addition to bolt on stabilizing legs for the back. Casters are bolted-on by utilizing the factory stamped hole in the fork tubes. FOB Shipping Point.

CASTERS FOR BUMPER RELEASE AND STEEL HOPPERS						
Product No.	Description	Caster Size	Cap. (lbs.)	Added Height	Wt. (lbs.)	Price Ea.
FOR USE WITH BUMPER RELEASE HOPPERS - D SERIES						
HD-CK4-SC6-2	Semi-Steel	6 x 2"	4800	7 1/2"	32	\$205.10
HD-CK4-SC8-2	Semi-Steel	8 x 2"	4800	9 1/2"	42	326.40
HD-CK4-MR6-2	Mold-On Rubber	6 x 2"	2400	7 1/2"	29	205.10
HD-CK4-MR8-2	Mold-On Rubber	8 x 2"	2400	9 1/2"	37	226.40
HD-CK4-PU6-2	Poly-On Steel	6 x 2"	4800	7 1/2"	31	263.00
HD-CK4-PU8-2	Poly-On Steel	8 x 2"	5000	9 1/2"	42	292.40
FOR USE WITH STEEL HOPPERS H-25 AND H-50 SERIES						
HH-CK3-SC6-2*	Semi-Steel	6 x 2"	3600	3 3/4"	27	153.80
HH-CK3-MR6-2*	Mold-On Rubber	6 x 2"	1800	3 3/4"	25	153.80
HH-CK3-PU6-2*	Poly-On Steel	6 x 2"	3600	3 3/4"	26	197.30
FOR USE WITH STEEL HOPPERS H-100 AND H-150 SERIES						
HH-CK4-SC6-2	Semi-Steel	6 x 2"	4800	3 3/4"	31	205.10
HH-CK4-MR6-2	Mold-On Rubber	6 x 2"	2400	3 3/4"	28	205.10
HH-CK4-PU6-2	Poly-On Steel	6 x 2"	4800	3 3/4"	30	263.00

*Caster Set Includes (2) Rigid (1) Swivel.

Portable Steel Hoppers

- Makes handling waste and bulk material safer and more convenient.

Fork truck entry tubes make dumping into large containers easy. Foot operated caster lock is included. Rolls on 8 x 2" phenolic wheels: (2) rigid, (1) swivel, and (1) swivel with lock. Weight capacity is 2000 lbs. FOB Shipping Point.

PORTABLE STEEL HOPPERS							
Product No.	Cap. Cu. Yd.	Size W x D x H	Cap. (lbs.)	Steel Gauge	Wt. (lbs.)	Price Ea.	
HP-HOP-0.5	0.5	34 1/8" x 53 1/8" x 37 3/8"	2000	12	262	\$789.70	
HP-HOP-1	1	58 1/8" x 53 1/8" x 37 3/8"	2000	12	389	852.20	
HP-HOP-1.5	1.5	58 1/8" x 59 1/8" x 47 3/8"	2000	12	440	892.20	



Steel Hopper Shown with Optional Lid

Semi-Steel

Mold-On Rubber

Poly-On Steel

Hopper Lids

Keep the contents of hoppers out of sight for a neater appearance. Constructed from heavy-duty virgin black polyethylene material, these lids are lightweight and easy to open. Top of lid includes a crown for water drainage and a ribbed design for strength and aesthetics. Ideal for schools, hospitals and warehouses. Factory or field installed. FOB Shipping Point.

LIDS FOR BUMPER RELEASE AND STEEL HOPPERS				
Product No.	For Use w/Hopper Cu. Yd. Cap.	Steel Hoppers "HH" Series	Wt. (lbs.)	Price Ea.
HPLID-H-25	1/4		56	\$117.60
HPLID-H-50	1/2		57	
HPLID-H-100	1		56	
HPLID-H-150	1 1/2		61	
USE WITH BUMPER RELEASE STEEL HOPPERS "HD" Series				
HPLID-D-33	1/4		57	117.60
HPLID-D-50	1/2		57	142.80
HPLID-D-75	3/4		58	152.30
HPLID-D-100	1		57	158.60
HPLID-D-150	1 1/2		58	202.70
HPLID-D-200	2		59	213.20
HPLID-D-250	2 1/2		59	241.50
HPLID-D-300	3		61	268.80

SELF DUMPING HOPPERS



Narrow model is designed to fit into tight spaces without losing **LOAD CAPACITY**.

H211731

Dumps Itself
Rights Itself
Locks Itself

- Big labor savers
- All welded construction
- Built tough and durable
- Heavy Duty Rocker Stops

Steel surcharge may apply

Super Extra Heavy Duty Structural

- These superior hoppers are designed for severe applications where a structural base is a must.
- Ideal for steel processing, heavy stampings, scrap yards, etc.

Rockers on 1/2 thru 2 1/2 yd. are mounted inboard and gusseted to provide increased strength to hopper body. FOB Shipping Point.



SUPER EXTRA HEAVY DUTY STRUCTURAL BASE (Non-Stackable) - 7 Ga. Body

Product No.	Cap. Cu. Yds.	Cap. Wt. (lbs.)	Size L x W x H	Fork Openings	Wt. (lbs.)	Price Ea.
H211332	1	6000	62 x 41.5 x 37"	3 x 30"	660	\$1065.00
H211342	1.5	6000	62 x 59.5 x 37"	3 x 30"	790	1190.00
H211352	2	6000	64 x 59.5 x 46"	3 x 30"	890	1336.00
H211362	2.5	6000	64 x 59.5 x 51"	3 x 30"	930	1392.00



H211551

H211305 Profiles change with larger units

Heavy Duty Hoppers Formed Base

HEAVY DUTY HOPPERS FORMED BASE (Stackable) - 12 Ga. Body

Product No.	Cap. Cu. Yds.	Cap. Wt. (lbs.)	Size L x W x H	Fork Openings	Wt. (lbs.)	Price Ea.
H211701	0.25	2000	49 x 30.75 x 26.5"	2.5 x 20"	305	\$616.00
H211705	0.33	2000	48.5 x 30.75 x 31.5"	2.5 x 20"	315	638.00
H211711	0.5	2000	48.5 x 41.5 x 31.5"	2.5 x 30"	365	702.00
H211731	1	2000	62 x 41.5 x 37"	2.5 x 30"	425	781.00
H211741	1.5	2000	62 x 59.5 x 37"	2.5 x 48"	540	892.00
H211751	2	2000	64 x 59.5 x 46"	2.5 x 48"	600	1004.00
H211761	2.5	2000	64 x 59.5 x 51"	2.5 x 48"	620	1040.00
H211771*	3	2000	71.5 x 65.5 x 59.5"	2.5 x 39"	810	1633.00
H211781*	4	2000	71.5 x 85.5 x 59.5"	2.5 x 39"	970	1760.00

*Not stackable when empty or full, casters not recommended.

Extra Heavy Duty Stackable Formed Base

EXTRA HEAVY DUTY STACKABLE FORMED BASE (Stackable) - 10 Ga. Body

Product No.	Cap. Cu. Yds.	Cap. Wt. (lbs.)	Size L x W x H	Fork Openings	Wt. (lbs.)	Price Ea.
H211531	1	4000	62 x 41.5 x 37"	2.5 x 30"	485	\$829.00
H211541	1 1/2	4000	62 x 59.5 x 37"	2.5 x 48"	630	967.00
H211551	2	4000	64 x 59.5 x 46"	2.5 x 48"	690	1084.00
H211561	2 1/2	4000	64 x 59.5 x 51"	2.5 x 48"	730	1128.00
H211571*	3	4000	71.5 x 65.5 x 59.5"	2.5 x 39"	970	1774.00
H211581*	4	4000	71.5 x 85.5 x 59.5"	2.5 x 39"	1070	1890.00

*Not stackable, casters not recommended without adding special base.

Super Heavy Duty Formed Base

SUPER HEAVY DUTY FORMED BASE (Stackable) - 7 Ga. Body

Product No.	Cap. Cu. Yds.	Cap. Wt. (lbs.)	Size L x W x H	Fork Openings	Wt. (lbs.)	Price Ea.
H211301	0.25	4000	49 x 30.75 x 26.5"	2.5 x 20"	375	\$681.00
H211305	0.33	4000	48.5 x 30.75 x 31.5"	2.5 x 20"	405	708.00
H211311	0.5	4000	48.5 x 41.5 x 31.5"	2.5 x 30"	470	784.00
H211321	0.75	5000	56.75 x 41.5 x 35.5"	2.5 x 30"	575	902.00
H211331	1	6000	62 x 41.5 x 37"	2.5 x 30"	620	959.00
H211341	1.5	6000	62 x 59.5 x 37"	2.5 x 48"	785	1122.00
H211346*	1.5	6000	64 x 46.5 x 46"	2.5 x 35"	750	1192.00
H211351	2	6000	64 x 59.5 x 46"	2.5 x 48"	880	1276.00
H211356*	2	6000	64 x 46.5 x 51"	2.5 x 35"	790	1295.00
H211361	2.5	6000	64 x 59.5 x 51"	2.5 x 48"	905	1330.00

*Narrow Hopper

Low Profile Manual Tilt Trucks

- New low profile models.
- Reinforced corners.

The Low Profile Manual Tilt Trucks are manufactured with 13 gauge steel with reinforced corners. They are designed for manual handling of lightweight materials and roll on 6 x 2" mold on rubber casters. Trucks stand 30" tall to the top of the handle

while the bucket measures 24" from the floor to the top edge. Units are not to be used with a backlift or with a rotator attachment. These units are not watertight. Vista Green in color. FOB Shipping Point.



Product No.	Cap. Cu. Yd.	Wt. Cap. (lbs.)	Size L x W x H	Wt. (lbs.)	Price Ea.
H271211	0.38	1000	40 1/2 x 30 1/2 x 16 1/2"	136	\$388.00
H271221	0.75	1000	47 1/8 x 57 1/8 x 16 1/2"	194	458.00



Manual Tilt Trucks

- Ideal for banding, cardboard, wood, paper, trash, etc
- Durable general purpose tilt truck makes easy work of refuse handling.

Rugged body is made of heavy duty 14 ga. steel with reinforced corners. Rolls smoothly on large 6" casters - 2 rigid, 2 swivel.


Manual lifting should not exceed individual capacity. FOB Shipping Point.

Product No.	Cap. Cu. Yd.	Wt. Cap. (lbs.)	Size L x W x H	Wt. (lbs.)	Price Ea.
H271231	1	2000	57 x 30.5 x 43"	200	\$514.00
H271251	2	2000	57 x 57.5 x 43"	290	617.00

SELF DUMPING HOPPERS

Low Profile Dumpers

- These rugged units are designed to meet height restrictions that cannot be obtained with standard hoppers.
- Used under presses, conveyors or work stations where space is a premium. Lids not available. FOB Shipping Point.



Large Volume, Low Profile Dumpers

- Wide body design and convenient working height of 46" makes this unit a natural for handling large long bulky items. Casters and lids not available. FOB Shipping Point.

LOW PROFILE DUMPERS SUPER HEAVY DUTY FORMED BASE (Stackable) - 7 Ga. Body						
Product No.	Cap. Cu. Yds.	Cap. Wt. (lbs.)	Size L x W x H	Fork Openings	Wt. (lbs.)	Price Ea.
H212299	0.125	2000	30 x 28.5 x 17"	2.5 x 18"	210	\$583.00
H212301	0.25	4000	30 x 41.5 x 17"	2.5 x 29.5"	260	607.00
H212305	0.33	4000	44 x 41.5 x 24"	2.5 x 29.5"	370	712.00
H212311	0.5	4000	44 x 49.5 x 24"	2.5 x 29.5"	410	765.00

LARGE VOLUME LOW PROFILE DUMPERS Super Heavy Duty Structural Base (Non-Stackable) - 7 Ga. Body						
Product No.	Cap. Cu. Yds.	Cap. Wt. (lbs.)	Size L x W x H	Fork Openings	Wt. (lbs.)	Price Ea.
H212361	2.5	6000	64 x 67.5 x 46"	3 x 39"	995	\$1,608.00
H212371	3	6000	64 x 87.5 x 46"	3 x 39"	1085	1,822.00
H212376	3.5	6000	64 x 101.5 x 46"	3 x 39"	1210	2,002.00

Steel surcharge may apply

Chip & Waste Truck

- Designed for confined areas and tight turns with less effort to dump.
- Built to handle the big, bulky capacity jobs.



Helps with savings on housekeeping and safety in the work place. Rugged construction of 14 ga. steel -- completely leakproof. Rolls on long-wearing moldon rubber wheels. Green in color. FOB Shipping Point.

CHIP & WASTE TRUCK						
1-8" x 2" MOLDON RUBBER SWIVEL CASTER/2-10" x 2.5" LOAD WHEELS						
Product No.	Cap. Cu. Ft.	Cap. Wt. (lbs.)	Size L x W x H	Wt. (lbs.)	Price Ea.	
H290200	17.5	1500	68 x 24.5 x 40"	200	\$542.00	
2-8" x 2" MOLDON RUBBER SWIVEL CASTERS/2-10" x 2.5" LOAD WHEELS						
H290300	22.2	2000	68 x 30.5 x 40"	245	625.00	
H290400	26.7	2000	68 x 36.5 x 40"	265	668.00	

Large Volume Hoppers

- Specifically designed to meet your bulk handling requirements.
- Used to handle large volume metal, wood, plastic, cardboard scrap, etc.

Base is constructed from structural channels and angle. Body is reinforced for increased strength. Special bases are required for casters on 3 to 5 yd. self dumping hoppers. FOB Shipping Point.



LARGE VOLUME HOPPERS SUPER HEAVY DUTY STRUCTURAL BASE (Non-Stackable) - 7 Ga. Body						
Product No.	Cap. Cu. Yds.	Cap. Wt. (lbs.)	Size L x W x H	Fork Openings	Wt. (lbs.)	Price Ea.
H211371	3	6000	71.5 x 65.5 x 59.5"	3 x 39"	1250	\$2,066.00
H211381	4	6000	71.5 x 85.5 x 59.5"	3 x 39"	1350	2,303.00
H211391	5	6000	71.5 x 105.5 x 59.5"	3 x 39"	1550	2,464.00

Caster Options

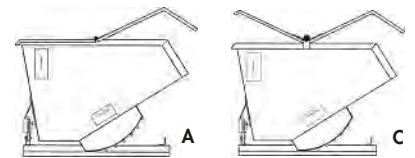
- Hoppers with casters deliver easy rolling capabilities.
- Available in Semi-Steel, Phenolic or Moldon Rubber.

Provides mobility on most surfaces. Other caster options available. 3 to 5 yd cap. require special bases. Caution: Capacity must match or exceed capacity of hopper. FOB Shipping Point.

HEAVY-DUTY CASTERS					
Product No.	Type	Cap. (lbs.)	Wt. (lbs.)	Price Set of 4	
H240311	6 x 2.5" Semi-Steel	6000	49	\$234.00	
H240331	6 x 2.5" Phenolic	6000	33	206.00	
H240511	8 x 2.5" Semi-Steel	6000	61	250.00	
H240531	8 x 2.5" Phenolic	6000	42	226.00	
MEDIUM HEAVY-DUTY CASTERS					
H240211	6 x 2" Semi-Steel	4800	34	161.00	
H240231	6 x 2" Phenolic	4000	28	138.00	
H240411	8 x 2" Semi-Steel	3600	48	190.00	
H240431	8 x 2" Phenolic	3600	30	163.00	
MEDIUM-DUTY CASTERS					
H240251	6 x 2" Moldon Rubber	2000	28	140.00	
H240351	6 x 2.5" Moldon Rubber	2400	38	209.00	
H240451	8 x 2" Moldon Rubber	2400	38	163.00	

Hopper Lids

- Helps in meeting environmental regulations and insurance codes.
- Lids are optional on all units up to 2.5 cubic yard capacity. (Except for low profile units.)



Contents of hoppers stay out of sight for a neater appearance. Two piece lids are available in 1 yd. thru 2.5 yd. (Specify type A or C.) FOB Shipping Point.

HOPPER LIDS			
Product No.	For Cap. Cu. Yds.	Wt. (lbs.)	Price Ea.
H220044	1	65	\$221.00
H220054	1.5	92	274.00
H220064	2	106	285.00
H220074	2.5	106	294.00

HAND TRUCKS & DOLLIES



Industrial Duty P-Handle Truck

- P-Handle provides maximum mobility.

All steel construction with wheel guards and ergonomic handle design. P-shaped handle provides maximum mobility and minimizes operator stress. Pneumatic tires are designed to carry heavy loads over rough terrain while cushioning the load. Puncture proof tires can tackle most any job around the warehouse, shop or home. **H49977** & **H44701** have heavier duty 1 1/4" steel tubing. FOB Shipping Point.



INDUSTRIAL DUTY P-HANDLE TRUCK					
Product No.	Wheels	Toe Plate	Load Cap. (lbs.)	Wt. (lbs.)	Price Ea.
H48866	12" Pneumatic	8 x 18"	800	33	\$118.05
H49977	15" Pneumatic	12 x 24"	1,000	54	186.92
H44701	10" Puncture Proof	8 x 18"	1,000	35	117.78

Heavy-Duty D-Handle Truck

- D-Handle allows for one hand operation.
- Supports loads up to 800 lbs.

Steel frame for durability, 10" pneumatic tires are designed to increase maneuverability, control and to cushion the load. Puncture proof tires prevent the wheels from going flat. The D-handle design allows for one-handed operation. 7 1/2" x 14" deep toe plate offers a sturdy base for loads up to 800 lbs. **H49515** includes a 26" long Nose Plate Extension for help transporting bulky size loads. FOB Shipping Point.



HEAVY-DUTY D-HANDLE TRUCK				
Product No.	Wheels	Load Cap. (lbs.)	Wt. (lbs.)	Price Ea.
H30019	10" Pneumatic	800	25	\$72.49
H37019	10" Puncture Proof	800	29	72.32
H49515	10" Pneumatic	800*	34	105.51

*800 lb. capacity in Vertical position, 200 lb. capacity with Extension in use.

Dual Handle Trucks

- Maximizes control for different load sizes.

Easy handling truck has Sure Grip dual handles to help evenly support loads and maximize user control. Durable steel construction. **H60138** has a wider toe plate and oversized wheel guards along with Tubular Stair Climbers, and is industrial strength-engineered with 1 1/4" dia. steel tubing. **H47186** features built-in Stair Climbers and is 56" high for tall stacking capabilities. FOB Shipping Point.



DUAL HANDLE TRUCKS					
Product No.	Wheels	Toe Plate	Load Cap. (lbs.)	Wt. (lbs.)	Price Ea.
H47132	10" Puncture Proof	8 x 14"	800	31	\$100.69
H40135	10" Pneumatic	8 x 14"	800	25	100.34
H60138	10" Puncture Proof	8 x 18"	1,000	38	116.97
H47186	8" Puncture Proof	8 x 14"	600	30	100.20

Heavy-Duty Appliance Trucks

- Quality steel construction.
- Supports loads up to 800 lbs.

These tough trucks offer maximum performance. Steel frame construction and puncture proof tires make these trucks durable and long-lasting. Also available in Aluminum, order **H40187**. Equipped with Belted Stair Climbers for easy rolling up and down stairs and over curbs, V-belts and nylon belt with Easy Lock Tightener to ensure the success of your material handling projects. Includes a vertical pad to protect the load. 60" high with a 4 1/2" x 24" toe plate. FOB Shipping Point.



HEAVY-DUTY APPLIANCE TRUCKS				
Product No.	Description	Load Cap. (lbs.)	Wt. (lbs.)	Price Ea.
H40710	Steel Appliance Truck with Manual Belt Tightener	800	38	\$176.57
H40715	Steel Appliance Truck with Ratchet	800	39	220.91
H40187	Aluminum Appliance Truck with Ratchet	800	41	332.31

Flow Back Convertible Hand Trucks

- Converts from vertical truck to horizontal platform cart in seconds.

Steel convertible trucks are designed for maximum leverage and maneuverability and can handle loads up to 800 lbs. in either the vertical or horizontal positions. Steel trucks stand 46" high and adjust up to 61" vertically. 8" x 14" toe plate and 12" x 36" platform keep loads from slipping off. Trucks convert from 2 wheel hand truck to 4 wheel platform cart in seconds. Available with either pneumatic or puncture-proof wheels. **H45136** Aluminum Convertible Hand Trucks feature a larger beveled toe plate and wheel guards with 800 lb. capacity in a Vertical position and a 1,000 lb. capacity in a Horizontal position. 12 x 38" in platform position. FOB Shipping Point.



FLOW BACK CONVERTIBLE HAND TRUCKS						
Product No.	Description	Wheels	Nose Plate	Load Cap. (lbs.)	Wt. (lbs.)	Price Ea.
H35080	Steel	8" Puncture Proof	8 x 14"	600	31	\$98.38
H30080	Steel	10" Pneumatic	7 1/2 x 14"	800	31	110.75
H360805	Steel	10" Puncture Proof	7 1/2 x 14"	800	38	109.66
H45136	Aluminum	10" Pneumatic	8 x 18"	800V/1,000H*	39	326.85

*800 lb. capacity in Vertical position, 1,000 lb. capacity in Horizontal position.

Folding Trucks & Dollies

- Easy to use.
- Save time and labor.

Get the right equipment for the job. The Folding Platform Trucks feature durable steel construction with a non-slip deck surface and rubber safety bumper guards on all four corners. The handle locks into an upright position, the foot bar releases the handle for easy, compact storage. Easy to move on rolling caster wheels. The Aluminum Fold-Up Truck folds flat for easy storage and is lightweight and durable. The telescoping handle extends to over 39" tall with the push of a button. Pull down on plate and wheels open automatically. The nose plate and wheels lock securely when folded. The toe plate is 11 x 15". Simple to use, easy to carry and store. The Furniture Dollies have carpeting on both ends to protect the load. FOB Shipping Point.



FOLDING TRUCKS & DOLLIES					
Product No.	Description	Size	Load Cap. (lbs.)	Wt. (lbs.)	Price Ea.
H33881	Folding Platform Truck with 4" Casters	19 x 29" Deck	330	23	\$48.29
H33886	Folding Platform Truck with 5" Casters	24 x 36" Deck	660	39	84.05
H33884	Aluminum Fold-Up Truck	11 x 15" Toe Plate	150	8	52.02
H33815	Furniture Dolly	15 x 15"	800	8	24.92
H33800	Furniture Dolly	18 x 30"	1,000	13	31.46

QUALITY HAND TRUCKS

Heavy Duty Hand Trucks

- These durable, yet lightweight hand trucks are built to handle loads up to 600 lbs.
- The toe plate has a beveled edge for sliding under loads. FOB Shipping Point.

A) Steel Dual Handle...maximize control for different loads.
 B) Aluminum Dual Handle...maximize control for different loads.
 C) Steel "P" Handle...great to free up your other hand to open doors or handle material. Easy to steer and maneuver.
 D) Heavy Duty Steel "P" Handle...great to free up your other hand to open doors or handle material. Easy to steer and maneuver. Handles loads up to 600 lbs.
 E) Aluminum "P" Handle with Extended Nose Plate...lightweight, non-marking. Easy to steer. Features a steel nose plate.
 F) Fiber/Nylon Truck...transport lightweight loads. Non-marking.
 G) Aluminum Convertible...works in both the vertical and horizontal positions. Easy to convert from hand truck to platform truck.
 H) Steel Convertible...works in both the vertical and horizontal positions. Easy to convert from hand truck to platform truck.
 I) Aluminum High Back...when the load has reached its final destination, the user simply pushes down on the back plate with their foot and the plate on the front of the unit will slide out the load.
 J) Appliance Carts...transport large heavy and odd shaped loads from area to area. Variety of the tie down methods.
 Ratchet Appliance... transport large heavy and odd shaped loads from area to area. Variety of the tie down methods.



Ltr. No.	Product No.	Description	Cap. (lbs.)	Nose Plate W x D	Overall Size W x D x H	Wheel Style	Wt. (lbs.)	Price Ea.
A	HDHHT-500S-HR	Steel Dual Handle	500	13 3/4 x 6 1/2"	21 x 17 1/2 x 44 1/2"	10 x 2" hard rubber	40	\$64.60
A	HDHHT-500S	Steel Dual Handle	500	13 3/4 x 6 1/2"	22 1/2 x 17 1/2 x 44 1/2"	10 x 3 1/2" pneumatic	30	61.50
B	HDHHT-500A-HR	Alum. Dual Handle	500	18 x 7 1/2"	19 1/2 x 19 x 51 1/2"	10 1/2 x 2 1/2" hard rubber	25	124.60
B	HDHHT-500A-ANP-HR	Alum. Dual Handle	500	18 x 7 1/2"	19 1/2 x 19 x 51 1/2"	10 1/2 x 2 1/2" hard rubber	25	131.50
B	HDHHT-500A	Alum. Dual Handle	500	18 x 7 1/2"	20 1/4 x 19 x 51 1/2"	10 1/2 x 3 1/2" pneumatic	25	117.60
B	HDHHT-500A-ANP	Alum. Dual Handle	500	18 x 7 1/2"	20 1/4 x 19 x 51 1/2"	10 1/2 x 3 1/2" pneumatic	25	124.60
C	HSPHT-500S-HR	Steel "P" Handle	500	13 3/4 x 7 1/2"	21 x 18 x 52"	10 x 2" hard rubber	33	65.70
C	HSPHT-500S	Steel "P" Handle	500	13 3/4 x 7 1/2"	21 x 18 x 52"	10 x 3 1/2" pneumatic	23	83.80
D	HSPHT-500A-HD-HR	Heavy Duty Steel "P"	600	20 x 5 1/2"	20 x 16 1/4 x 52"	10 x 2 1/2" hard rubber	43	93.30
D	HSPHT-500S-HD	Heavy Duty Steel "P"	600	20 x 5 1/2"	20 x 16 1/4 x 52"	10 x 2 1/2" pneumatic	32	80.00
E	HAPHT-500A-HR	Alum. "P" Handle with Extended Nose Plate	500/200	18 x 7 1/2"	18 1/2 x 18 1/2 x 52 1/2"	10 x 2" hard rubber	38	161.20
E	HAPHT-500A	Alum. "P" Handle with Extended Nose Plate	500/200	18 x 7 1/2"	20 1/2 x 18 1/2 x 52 1/2"	10 x 3 1/2" pneumatic	28	142.30
F	HFNHT-500	Fiber/Nylon	500	14 x 7"	21 x 18 x 48"	10 x 3 1/2" pneumatic	22	85.10
G	HCAHT-500	Alum. Convertible	500/650	18 x 7 1/2"	20 1/2 x 18 1/2 x 51 1/2"	10 x 3 1/2" pneumatic	42	217.50
H	HDSHT-500-PN	Steel Convertible	500/500	14 x 7"	20 x 17 x 48"	10 x 3 1/2" pneumatic	31	113.80
I	HHBST-500	Aluminum High Back	300	13 3/4 x 8 1/4"	20 3/8 x 17 x 55"	8 1/2 x 2 3/8" pneumatic	17	151.80
J	HAPPL-500	Turn Handle Appliance	500	24 x 3 3/4"	24 x 12 x 59 1/2"	8 x 2 1/2" rubber	44	121.00
-	HAPPL-1200-66	Ratchet Appliance	1200	24 x 5"	24 x 17 x 66"	8 x 2" rubber	105	303.60

CLIMBING HAND TRUCKS

Power LiftKar HD Stairclimbing Trucks

- 725 lb. high capacity models.

This truck features an innovative edge-of-step braking system that automatically applies brake when wheels are at edge of step helping to prevent loss of load control caused by accidental rolling down steps. 24V quick-change battery pack. Includes battery, charger and a 137" x 2" cargo belt. Noseplate measures 21"W x 7"D. -- call for additional noseplate sizes. Two climbing speeds: 6 steps/minute or 10 steps/minute. Optional Snap-on toe plate equipped with four dual casters provides additional cargo space and the ability to move loads without tilting truck. FOB Shipping Point.

Uni...Straight frame.

Fold...upper handle angle can be adjusted. Best for copiers, safes, heavy motors or any short and heavy load which would require the user to pull the load back to a very low position for proper balance.

Extended Fold...same advantage as Fold but with an extra 7" in height and fold-out wheel carriage.

POWER LIFTKAR HD STAIRCLIMBING TRUCKS				
Product No.	Description	Overall Size W x H x D	Wt. (lbs.)	Price Ea.
H274100	Uni	22 x 63 x 19"	96	\$5,845.43
H274101	Fold	22 x 47/63 x 19"	97	6,145.76
H274238	Extended Fold	22 x 53.5/70 x 21.3"	105	8,105.38

H274103 Optional Snap-on toe plate (24"W. x 14"D.) Wt. 12 (lbs). Price Ea \$499.25

H274116 Battery Pack fits all LiftKar models. Wt. 9.5 (lbs). Price Ea \$270.85



H274103 Optional Snap-on Toe Plate w/4 Dual Casters



Power LiftKar SAL Stairclimbing Trucks

- Climbs up to 48 steps per minute.

Dual speed control on all models to fit your application. Quick change battery and charger included. Pivoting and fixed handle configurations available to handle a wide variety of cargo. All models include charger, battery and 56" cargo strap. 1 year warranty on parts against defects in materials and workmanship, 6 month warranty on battery. FOB Shipping Point.

POWER LIFTKAR SAL STAIRCLIMBING TRUCKS						
Product No.	Frame	Cap. (lbs.)	Wheel Type	Steps Per Minute	Wt. (lbs.)	Price Ea.
WITH G GROOVED TOE PLATE 16.5"W x 13.4"D						
H274241	Fold 300	300	Pneumatic	35	46.8	\$4,240.74
H274242	Ergo 240	240	Pneumatic	48	47.3	3,877.15
H274243	Ergo 375	375	Microcellular	29	47.3	4,349.54
H274244	Uni 375	375	Microcellular	29	46.4	4,275.21
WITH GS-NG SMOOTH TOE PLATE 18.74"W x 9.4"D						
H274252	Fold 300	300	Pneumatic	35	46.3	4,235.43
H274253	Ergo 240	240	Pneumatic	48	46.8	3,871.85
H274254	Ergo 375	375	Microcellular	29	46.8	4,344.24
H274255	Uni 375	375	Microcellular	29	45.9	4,269.91

H274116 Battery Pack fits all LiftKar models. Wt. 9.5 (lbs). Price Ea \$270.85



Spartan III Hand Truck

- Value priced truck.
- Aluminum construction.

This truck has 3 positions: Vertical - 2 wheel, 45° - 4 wheel and 4 wheel Platform. 500 lb. capacity when used in 2 wheel and 45° - 4 wheel positions and 750 lb. capacity when used as a 4 wheel platform truck. Cast aluminum noseplate 18" x 7". Recessed folding nose extension 7 1/2"W. x 27"L. Handle height 48". FOB Shipping Point.

SPARTAN III HAND TRUCK					
Product No.	Frame Bed W x L	Wheel	Caster Size	Wt. (lbs.)	Price Ea.
H270391	12 x 51"	10 x 3 1/2" Pneumatic	5" x 1.25" Swivel	42	\$250.19

Wesco® 4-Wheel Nose Truck

- Rear caster allows small diameter turns in tight areas.

Combination 2 handle and utility bar handle for maximum handling flexibility. Distribution of load over 4 wheels improves load control. All wheels have ball bearings. Overall size 47.5"H. x 20.5"W. 8"D. nose plate. 800 lb. load capacity. Front wheels are 10" x 2.75"

Semi-Pneumatic. Rear wheels are 4" x 1.25"

Poly/swivel casters. FOB Shipping Point.

H186-ZC Wt. 53 (lbs.) Price Ea. \$241.50



Wesco® Heavy-Duty Shovel Nose Trucks

- Built to handle loads up to 900 lbs.

Features 5-year weld guarantee. Made of 1" heavy-duty sch-40 pipe frame.

Features easy grip continuous handle frame for safe handling of heavy loads.

12" pneumatic wheels are ideal for outdoor construction sites. Shovel noseplate measures 13"D. x 17.5"W

-- .25" thick, tapered. Includes wheel guards. 3/4" axle. FOB Shipping Point.



Oversize 12" pneumatic tire for easy mobility on rough terrain.



HEAVY-DUTY SHOVEL NOSE TRUCK					
Product No.	Overall Size W x H	Cap. (lbs.)	Caster Size	Wt. (lbs.)	Price Ea.
HST2-HB	20.5 x 53"	900	8 x 2" Cast Iron Moldon Rubber	59.5	\$223.11
HST2-P12	20.5 x 53"	800	12" Pneumatic	61	257.19

ALUMINUM HAND TRUCKS



Cobra Aluminum Convertible Hand Trucks

- Use as a hand truck or a platform truck.
- Tough, durable and lightweight aluminum construction.

Smooth and easy transition from the 2 to 4 wheeled position. Features 18"W. noseplate for large load handling. 4 rivets per cross brace for extra strength. Welded release pedal. Platform casters are non-marking 5" x 1.25" swivel. Ships KD. FOB Shipping Point.

Cobra Jr... Features dual hand grips for improved control. Includes 3 frame cross braces to help prevent package fall through.

Cobra Sr... Continuous handle allows multiple ways to control loads. 4 frame cross braces to help prevent package fall through.

Spartan Economy 2 In 1 Truck... Foot pedal release allows easy conversion from 2-wheel to 4-wheel position. 18"W. noseplate for large, bulky loads. Shipped KD in a box.

Spartan Jr... Includes 3 frame cross braces to help prevent package fall through.

Spartan Sr... Includes 5 frame cross braces to help prevent package fall through.

COBRA ALUMINUM CONVERTIBLE HAND TRUCKS					
Product No.	Wt. Cap. (lbs.) 2 Wheels/4 Wheels	Wheel Description COBRA JR.	Frame Bed W x H	Wt. (lbs.)	Price Ea.
HCBR-JR-T18-PWT	600/1200	10 x 3.5" Pneumatic	12 x 38"	39	\$388.34
HCBR-JR-T18-Z	600/1200	10 x 2.75" Semi-Pneumatic	12 x 38"	44	377.04
HCBR-JR-T18-Z2	600/1200	10 x 2.75" Solid Rubber	12 x 38"	43	373.91
COBRA SR.					
HCBR-SR-T18-PWT	600/1200	10 x 3.5" Pneumatic	12 x 50.75"	43	397.60
HCBR-SR-T18-Z	600/1200	10 x 2.75" Semi-Pneumatic	12 x 50.75"	47.0	398.86
HCBR-SR-T18-Z2	600/1200	10 x 2.75" Solid Rubber	12 x 50.75"	46.0	393.17
SPARTAN - IMPORTED					
HSPTN-JR-T18-PE	500/1000	10" Full Pneumatic	12 x 38	37.5	254.29
HSPTN-SR-T18-PE	500/1000	10" Full Pneumatic	12 x 50.75	41	263.29

Cobra-Lite Aluminum Hand Truck

- Quality light weight truck at an economical price.
- All aluminum construction for durable use.
- Ships KD and boxed. FOB Shipping Point.

COBRA-LITE ALUMINUM HAND TRUCKS						
Ltr. No.	Product No.	Cap. (lbs.)	Wheel Description	Size W x H	Wt. (lbs.)	Price Ea.
A	H410-T14-R3	500	8 x 1.625" Moldon Rubber	18 x 49"	19.5	\$149.80
B	H420-T14-P	500	10 x 3.5" Pneumatic	18 x 52"	21	165.67
C	H450-T14-R3	500	8 x 1.625" Moldon Rubber	18 x 49"	21	154.23
D	H470-T14-P	500	10 x 3.5" Pneumatic	18 x 52"	22.5	176.97
E	H450-T14-P	600	10 x 3.5" Pneumatic	18 x 49"	23	165.94

COBRA-LITE OPTIONS

Frame Extension

Folding Nose Extension

COBRA-LITE OPTIONS			
Product No.	Description	Wt. (lbs.)	Price Ea.
H220351	Stair Climbers w/nylon glides	6	\$62.43
H220346	20"L. Folding Nose Plate	4	66.40
H220343	30"L. Folding Nose Plate	5	65.41
H220080	52" Top Frame Extension	2	22.56
H220081	60" Top Frame Extension	2	27.46



A) Continuous Handle

B) High Back Pin Handle w/Vinyl Grip

C) Twin Handle Style w/Vinyl Grips

D) High Back Loop Handle

E) Twin Handle Style w/ Pneumatic Wheels

Superlite Folding Truck

- Great for travel, office, sports and other recreational activities.
- Lightweight aluminum or steel construction.

Features easy push button operation for quick set up. Pull down the noseplate and the wheels move into position. Space saving folding design - fits into small storage spaces or car trunks. Elastic straps for securing load. Rolls on non-marking shock absorbing rubber tread tires. Mini Mover fits into overhead airline compartments. FOB Shipping Point.



Mega Mover

Maxi Mover

Superlite

Mini Mover

SUPERLITE FOLDING TRUCKS

Product No.	Description	Cap. (lbs.)	Extended Size H x W x D	Folded Size H x W x D	Nose Plate W x D	Wheel Size	Wt. (lbs.)	Price Ea.
H220646	Mini Mover - Alum.	110	41 x 15.5 x 17.5"	24 x 15.25 x 2"	15 x 12.5"	5 x 1.25"	7.25	\$76.90
H220617	Superlite - Alum.	175	42 x 19 x 19"	29.5 x 19 x 2"	19 x 12"	7 x 1.5"	8.4	116.10
H220649	Maxi Mover - Steel	250	42 x 19 x 19"	29.5 x 19 x 2"	19 x 12"	7 x 1.5"	12	122.10
H220650	Mega Mover - Alum.	550	47 x 26.5 x 25.5"	34 x 23.5 x 4.75"	23.5 x 18"	8 x 2.5"	28.5	299.63

HAND TRUCKS



GEMINI® Convertible Hand Trucks

- 2-in-1 truck converts from 2 to 4 wheels in seconds.
- Strong, lightweight construction reduces user fatigue.
- High capacities reduce the number of trips per day, increasing productivity and maximizing efficiencies.
- All models include 5" polyurethane casters.
- 18" x 7½" die cast aluminum nose with reinforced material in high-stress areas to prevent breakage from heavy loads.
- 500 lbs. load capacity as a hand truck, 1,000 lbs. capacity as a platform truck.
- The Magliner HGMK16UA4 features 4-ply pneumatic wheels, a 51" hand truck height and 47½" length as a platform truck.
- The Magliner HGMA81UA4 features 4-ply pneumatic wheels, a 61" hand truck height and 55½" length as a platform truck.
- All models ship KD in a box; assembly required.
- Maintenance free solid rubber wheels are featured on HGMK16UAE and HGMK81UAE models.

GEMINI CONVERTIBLE HAND TRUCKS					
Product No.	Wt. Cap. (lbs.) 2 Wheel/4 Wheels	Wheel Description	Platform Deck W x L	Wt. (lbs.)	Price Ea.
GEMINI Jr					
HGMK16UA4	500/1000	10" x 3½" 4-ply Pneumatic	12 x 38"	44	\$333.00
HGMK16UAE	500/1000	10" x 3½" Interlocking Solid Rubber	12 x 38"	44	351.00
GEMINI Sr					
HGMK81UA4	500/1000	10" x 3½" 4-ply Pneumatic	12 x 51"	45	\$349.00
HGMK81UAE	500/1000	10" x 3½" Interlocking Solid Rubber	12 x 51"	45	367.00

FOB Shipping Point.

Gemini Options

GEMINI OPTIONS			
Product No.	Description	Wt. (lbs.)	Price Ea.
H301644	Aluminum Detachable Deck for Gemini Jr	5.5	\$84.24
H301645	Aluminum Detachable Deck for Gemini Sr	6.5	87.57

Interlocking Solid Rubber Wheel



HGMK16UAE & HGMK81UAE

Gemini Detachable Plate

- Snaps in place quickly and removes easily.
- Great for carrying small packages.
- Formed from strong embossed aluminum.
- Stays securely in place.



Magliner Standard Hand Trucks




- These 2-wheel hand trucks are lightweight with a 500 lbs. load capacity.
- Great for general purpose use.
- High strength aircraft grade aluminum.
- Ships KD in a Box; assembly required.

FOB Shipping Point.

MAGLINER STANDARD HAND TRUCKS					
Product No.	Wt. Cap. (lbs.)	Wheel Description	Size W x H	Wt. (lbs.)	Price Ea.
HHMK116UA4	500	10" x 3½" 4-ply Pneumatic	21 x 48"	28	\$174.15
HHMK15AUA4	500	10" x 3½" 4-ply Pneumatic	21 x 52"	28	185.72
HHMK111AA1	500	8" x 1½" Mold-on Rubber	17½ x 48"	28	158.30
HHMK119UAC	500	10" x 3½" Microcellular Foam	20½ x 48"	28	183.36

Hand Truck Options



HAND TRUCK OPTIONS			
Product No.	Description	Wt. (lbs.)	Price Ea.
H86006	C5 Stair Climber Kit	2.5	\$33.40
H301025*	20" Folding Nose	2.5	44.92
H301026*	30" Folding Nose	4.0	48.55
H40050F	55" Aluminum Hi-U Hand Truck Frame Extension	2.0	25.00
H40010F	60" Aluminum Hi-U Hand Truck Frame Extension	2.0	28.00

*Folding noses have a 300 lbs. load capacity.

HAND TRUCKS & PALLET MOVERS



12"D. Reinforced Nose Plate Hand Trucks

- Extra Large 12"D. x 14"W. Noseplate is guaranteed for 10 years.
- Made in the USA.
- In-stock – Quick Ship UPS service.

Large noseplate handles the biggest loads, and is reinforced to eliminate bending. Features 4 curved cross braces with center strap. Built for the most abusive industrial environments. Exclusive extra high stair glides add rigidity to frame. Tough powder coat finish. FOB Shipping Point.

Product No.	Frame Height	12"D. REINFORCED NOSE PLATE HAND TRUCK		
		Wheel Description	Cap. (lbs.)	Wt. (lbs.)
A) CONTINUOUS BACK HANDLE TRUCK				
HT-200-10	47"	10 x 2 3/4" Solid Rubber	800	38
HT-200-10P	47"	10 x 3 1/2" Full Pneumatic	800	36
HT-200-10FF	47"	10 x 3 1/2" Flat Free Urethane	600	38
B) LOOP HANDLE TRUCK				
HT-240-10	49"	10 x 2 3/4" Solid Rubber	800	40
HT-240-10P	49"	10 x 3 1/2" Full Pneumatic	800	38
HT-240-10FF	49"	10 x 3 1/2" Flat Free Urethane	600	40
C) DUAL HANDLE				
HT-220-10	49"	10 x 2 3/4" Solid Rubber	800	39
HT-220-10P	49"	10 x 3 1/2" Full Pneumatic	800	37
HT-220-10FF	49"	10 x 3 1/2" Flat Free Urethane	600	39



B) Loop Handle Truck



A) Continuous Handle Truck



C) Dual Handle Truck

EXCLUSIVE BRACE BARS extend under the noseplate for extra strength.

Shovel Nose Hand Truck With Patented Foot Kick

- Large 1/4" thick noseplate is 13 1/2" long.
- Beveled leading edge for easier loading.
- Patented Foot Kick gives you extra leverage on heavy loads when starting.

Frame and extra-high stair glides are 1.05" 14ga. tubing for superior strength and durability. Tapered Nose is 16" wide at rear with wheel guards to keep big loads away from wheels. Tough powder coat finish with zinc plated axle. Made in the USA. FOB Shipping Point.



Continuous Handle Truck

Product No.	Frame Height	SHOVEL NOSE HAND TRUCK		
		Wheel Description	Cap. (lbs.)	Wt. (lbs.)
CONTINUOUS BACK HANDLE TRUCK				
HTF-360-10	47"	10 x 2 3/4" Solid Rubber	800	49
HTF-360-10P	47"	10 x 3 1/2" Full Pneumatic	800	48
HTF-360-10FF	47"	10 x 3 1/2" Flat Free	800	48
LOOP HANDLE TRUCK				
HTF-364-10	49"	10 x 2 3/4" Solid Rubber	800	50
HTF-364-10P	49"	10 x 3 1/2" Full Pneumatic	800	49
HTF-364-10FF	49"	10 x 3 1/2" Flat Free	800	49
DUAL HANDLE				
HTF-362-10	49"	10 x 2 3/4" Solid Rubber	800	49
HTF-362-10P	49"	10 x 3 1/2" Full Pneumatic	800	48
HTF-362-10FF	49"	10 x 3 1/2" Flat Free	800	48

All-Welded Pallet Dolly

- Convenient, easy rolling, maneuverability for any pallet.

Has 4 swivel casters with non-marking 6" x 2" phenolic wheels and has a 3600-lbs capacity. Welded steel construction for durability and strength. Ships set up and ready for immediate use. Double Floor Lock option prevents unwanted movement. Available with 36" wide removable push bar handle. FOB Shipping Point.



HPD-4048-6PH

HPDH-4048-6PH-2FL

Product No.	Size W x L x H	Wt. (lbs.)	Price Ea.
HPD-4048-6PH	40 x 48 x 9"	75	\$247.16
HPD-4248-6PH	42 x 48 x 9"	76	252.54
HPD-4848-6PH	48 x 48 x 9"	77	256.12
WITH FLOOR LOCKS			
HPD-4048-6PH-2FL	40 x 48 x 9"	85	\$309.85
HPD-4248-6PH-2FL	42 x 48 x 9"	86	315.22
HPD-4848-6PH-2FL	48 x 48 x 9"	87	318.81
DOLLY WITH HANDLE			
HPDH-4048-6PH	40 x 48 x 9"	87	\$293.73
HPDH-4248-6PH	42 x 48 x 9"	88	299.10
HPDH-4848-6PH	48 x 48 x 9"	89	302.69
DOLLY WITH HANDLE & FLOOR LOCKS			
HPDH-4048-6PH-2FL	40 x 48 x 9"	97	\$356.42
HPDH-4248-6PH-2FL	42 x 48 x 9"	98	361.79
HPDH-4848-6PH-2FL	48 x 48 x 9"	99	365.37

Adjustable Height Ergonomic Mobile Pallet Stand

- 3600 lbs. capacity.

Skid-sized deck is raised to a comfortable work height to lessen bending and back strain. Platform height is adjustable between 24" and 34" in 2" increments to optimize ergonomic height for bending and lifting. Rolls smoothly on 6" swivel casters with phenolic wheels. Dual floor locks keep unit in place when loading and unloading. Available with a 12 gauge solid or open deck. All-welded steel construction. Powder coated for durability. Ships fully assembled. FOB Shipping Point.

Size W x L	Product No.	Wt. (lbs.)	Price Ea.	ADJUSTABLE HEIGHT ERGONOMIC MOBILE PALLET STAND		
				SOLID DECK		OPEN DECK
40 x 48"	HPDSE4048-6PH2FL	157	\$509.55	HPDE-4048-6PH2FL	107	\$445.97
42 x 48"	HPDSE4248-6PH2FL	163	514.93	HPDE-4248-6PH2FL	109	451.34
48 x 48"	HPDSE4848-6PH2FL	173	531.04	HPDE-4848-6PH2FL	114	456.72



HPDE-4848-6PH2FL

APPLIANCE & VENDING MACHINE TRUCKS

Heavy Duty Vending Trucks

- 1,800 lb. capacity.
- Wheel lock feature standard.

Constructed of heavy duty 1" diameter steel tubing. Front wheels have wheel locks to allow truck to be placed in upright position without the danger of the truck rolling away from operator. In transport position. Frame has 10" x 2" poly hub wheels with two 5" poly hub moldon rubber front wheels. Rear main wheel design allows truck to be tilted back to clear doorways. Available in 72" and 78" heights. Two webbed cargo belts with auto-rewind ratchet or eccentric tighteners for maximum load security. Noseplate measures 9 x 24 x 1/4" thick. FOB Shipping Point.

Product No.	Cap. (lbs.)	HEAVY DUTY VENDING TRUCKS Ratchet System	Tightening Belt	Size Ht.	Wt. (lbs.)	Price Ea.
HHDSV-72	1,800	Auto Rewind	2 pc. w/clasp	72"	126	\$891.13
HHDSV-78	1,800	Auto Rewind	2 pc. w/clasp	78"	129	907.12



HHDSV-72



HWRV-MAX-72



Heavy Duty Auto Rewind Ratchet Appliance Truck with Swivel Casters

- 1,800 lb. capacity.
- Fingertip rear wheel carriage release lever.

Constructed of heavy duty 1" diameter steel tubing. Dynamic fulcrum system – fulcrum point changes as truck is tilted to decrease break-over effort. Conveniently located lever releases rear carriage and activates dynamic fulcrum system. 10" x 2" poly hub, moldon rubber main wheels, 6" rear swivel casters. Folding rear carriage allows truck to be used in 2-wheel or 4-wheel mode. Available in 72" and 78" heights. 2 webbed cargo belts with auto-rewind ratchet tighteners for maximum load security. Noseplate measures 5 x 24 x 1/4" thick. FOB Shipping Point.

Product No.	Cap. (lbs.)	HEAVY DUTY AUTO REWIND RATCHET APPLIANCE TRUCK WITH SWIVEL CASTERS Tightening Belt	Size Ht.	Wt. (lbs.)	Price Ea.
HWRV-MAX-72	1,800	2 pc. w/clasp	72"	120	\$1,005.47
HWRV-MAX-78	1,800	2 pc. w/clasp	78"	130	1,017.03



HAVT-61



HAAP-61



HAAP-612

Economical Aluminum Appliance & Vending Trucks


• Trucks reduce the strain of balancing the cargo over long distances. Lightweight aluminum frame with auto rewind ratchet. HAAP-612 has double ratchet design for greater cargo security. HAVT-61 has four wheel kick-out design with 2 x 1" casters to support heavy loads and help reduce the strain of balancing the cargo over long distances. Overall size is 24"W x 12"D x 61"H. FOB Shipping Point.

Product No.	Cap. (lbs.)	Wheels	ECONOMICAL ALUMINUM APPLIANCE & VENDING TRUCKS Tightening Belt	Wt. (lbs.)	Price Ea.
HAAP-61	550	6 x 2"	2 pc. w/clasp	41	\$320.04
HAAP-612	550	6 x 2"	Double 2 pc. w/clasp	43	410.40
HAVT-61	550	6 x 2"	2 pc. w/clasp	50	383.45

Steel Appliance Truck

- Move heavy appliances easily.
- All joints double welded for maximum durability.

Rugged tubular steel construction stands up to hard work. Rolls smoothly on aluminum center moldon rubber wheels. FOB Shipping Point.



HWRV-66

Steel Vending Machine Trucks

- Retractable moldon rubber casters help support loads.
- Improved kick-out design allows operator to kick-out wheels while keeping both hands on the truck.

Rolls on heavy duty 8" cast iron center moldon rubber wheels with roller bearings. FOB Shipping Point.



HWRC

Product No.	Cap. (lbs.)	Wheels	STEEL APPLIANCE TRUCKS Ratchet System	Tightening Belt	Size W x H	Wt. (lbs.)	Price Ea.
HWRC	750	6"	Auto Rewind	2 pc. w/clasp	24 x 59"	52	\$287.50
HWRC-EC	750	6"	Manual	1 piece	24 x 59"	52	291.31
STEEL VENDING MACHINE TRUCKS							
HWRV-60-EC	1200	8"	Manual	1 pc.	24 x 60"	83	437.07
HWRV-60	1200	8"	Auto Rewind	2 pc. w/clasp	24 x 60"	83	437.27
HWRV-66-EC	1200	8"	Manual	1 pc.	24 x 66"	86	436.34
HWRV-66	1200	8"	Auto Rewind	2 pc. w/clasp	24 x 66"	86	430.29
HWRV-72-EC	1200	8"	Manual	1 pc.	24 x 72"	95	459.47
HWRV-72	1200	8"	Auto Rewind	2 pc. w/clasp	24 x 72"	95	464.54

LIFT HAND TRUCKS

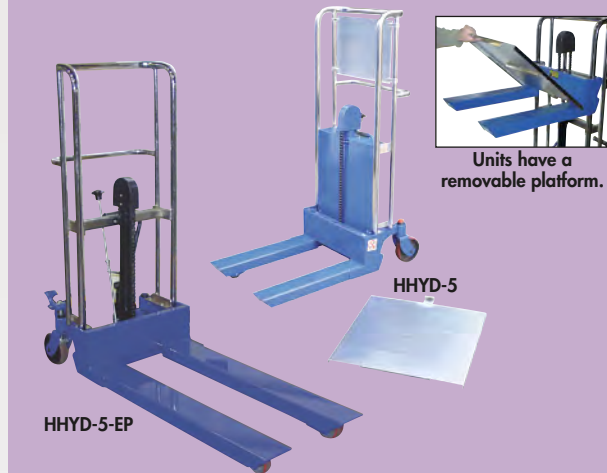



Hydra Carts

- Transport loads in the lowered position and maneuver work materials without the use of a fork truck.
- An efficient way to unload heavy objects from semi-trailers.
- The wheels at the top of each truck allow for easy accessibility into delivery trucks.

Upper wheels standard for loading into trucks. Safe, easy one person handling of loads up to 1000 lbs. Rugged steel construction for years of dependable service. Precision built hydraulic system is activated by easy action foot lever. FOB Shipping Point.

Product No.	Platform Size W x L	HYDRA CARTS Service Range	Cap. (lbs.)	Wt. (lbs.)	Price Ea.
HHYDRA-2	20 x 16"	2½ to 52"	750	191	\$732.30
HHYDRA-4	21½ x 22"	5½ to 52"	750	220	792.70
HHYDRA-HD	21½ x 22"	4¾ to 52¾"	1000	241	968.10



Units have a removable platform.

Hefti-Lifts

- User-friendly portable lifts provide powerful lifting when moving or positioning loads.
- Ideal for commercial or industrial work.

Economical and attractive. Features removable chrome platform for operations requiring forks. Manual hydraulic pump mechanism yields ¾" of platform travel per stroke. Non-slip chain is used for accurate positioning. Units roll easily on 2 rigid, 2 swivel polyurethane casters and includes a foot operated brake for extra safety. All welded steel construction with chrome platform and uprights. Forks measure 4¾"W. x 2½"H. -- fork length is same as platform length. Not for use with pallets. FOB Shipping Point.

Product No.	Platform Size W x L	Service Range	HEFTI-LIFTS Cap. (lbs.)	Operation	Wt. (lbs.)	Price Ea.
HHYD-5	23 x 24"	4 to 44"	880	Foot pump	246	\$768.10
HHYD-10	23 x 24"	4 to 59"	880	Foot pump	280	883.00
HHYD-10-DC*	22½ x 25¾"	3½ to 59"	880	12V DC power	330	2,676.70
HHYD-5-EP	23 x 40"	3½ to 44"	400	Foot pump	293	858.40
HHYD-10-EP	23 x 40"	3½ to 59"	300	Foot pump	308	985.60

*Not Shown.

Lite Load Lifts

- Easy to operate lifts are available in steel or aluminum construction for long life.
- Lift and transport loads from delivery trucks, to docks, maintenance work or use in inventory items.

Smooth rolling on 6" x 2" poly-on-poly rear wheels with 2" semi-steel front wheels, suffix (-FW). 8" x 2" poly-on-poly rear wheels, four swivel casters, and a hand operated floor lock are standard on units with suffix (-4SFL). Located on the handle are two rollers to ease loading into delivery trucks. Horizontal load center is 10". Low Profile units have a deck height of ¼" with 2" high side lips. FOB Shipping Point.

Product No.	Description	LITE LOAD LIFTS Platform Size W x L	Service Range	Cap. (lbs.)	Wt. (lbs.)	Price Ea.
STEEL CONSTRUCTION						
HLLW-202058-FW	Winch	20 x 20"	3½ to 58"	500	107	\$568.10
HLLW-242060-4SFL	Winch	24 x 20"	6½ to 60"	500	198	819.40
HLLH-202053-FW	Foot Pump	20 x 20"	3½ to 51½"	500	180	844.10
HLLH-242056-4SFL	Foot Pump	24 x 20"	6½ to 54½"	500	228	1,046.10
ALUMINUM CONSTRUCTION						
HALLW-2020-FW	Winch	20 x 20"	3½ to 58"	400	67	\$641.70
HALLW-2420-4SFL	Winch	24 x 20"	6½ to 60"	400	141	923.50
HALLH-2020-FW	Foot Pump	20 x 20"	3½ to 51½"	400	135	1,081.70
HALLH-2420-4SFL	Foot Pump	24 x 20"	6½ to 54½"	400	172	1,364.50

HLLW-WL Wheel Lock, factory installed, for HLLW-202058-FW and HLLH-202053-FW

Price Ea. \$67.70

HLLH-DSP 2 speed foot pump w/flow control & pressure relief. Wt. 2 (lbs.) Price Ea. \$245.10

Product No.	Description	LOW PROFILE LITE LOAD LIFTS Platform Size W x L	Service Range	Cap. (lbs.)	Wt. (lbs.)	Price Ea.
STEEL CONSTRUCTION						
HLLPW-500-FW	Winch	20 x 20"	¼ to 55"	500	134	\$587.60
HLLPW-500-4SFL	Winch	20 x 20"	¼ to 58"	500	222	827.60
HLLPH-500-FW	Foot Pump	20 x 20"	¼ to 48½"	500	205	819.40
HLLPH-500-4SFL	Foot Pump	20 x 20"	¼ to 48½"	500	249	1,046.10
ALUMINUM CONSTRUCTION						
HALLPW-500-FW	Winch	20 x 20"	¼ to 55"	400	103	\$695.10
HALLPW-500-4SFL	Winch	20 x 20"	¼ to 58"	400	143	977.00
HALLPH-500-FW	Foot Pump	20 x 20"	¼ to 48½"	400	141	1,137.10
HALLPH-500-4SFL	Foot Pump	20 x 20"	¼ to 48½"	400	172	1,418.90

HLLW-FL Floor lock, Wt. 2 (lbs.) Price Ea. \$70.80

HLLH-DSP 2 speed foot pump w/flow control & pressure relief. Wt. 2 (lbs.) Price Ea. \$245.10



Wheels are at the top of each truck to allow for easy accessibility into delivery trucks.

Aluminum Winch HALLW-2020-FW

Steel Winch HLLW-202058-FW



Steel Low Profile Winch HLLPW-500-4SFL

Steel Low Profile Winch HLLPW-500-FW

PLATFORM TRUCKS



Wesco® Aluminum Platform Trucks

• **Lightweight aluminum allows for easy maneuverability.**

Strong enough to handle loads up to 3000 lbs., depending on caster selection. Casters sold separately. Aluminum construction is corrosion resistant and maintains clean appearance. Corner sockets at both ends allow handles (One handle included) to be used at either or both ends – extra handles available. FOB Shipping Point.



ALUMINUM PLATFORM TRUCKS (CASTERS SOLD SEPARATELY)						
TREADPLATE DECK			SMOOTH DECK			
Size W x L	Product No.	Wt. (lbs.)	Price Ea.	Product No.	Wt. (lbs.)	Price Ea.
24 x 36"	H350036	32	\$318.63	H350027	27	\$314.74
24 x 48"	H350037	40	377.43	H350028	33	340.93
30 x 48"	H350039	45	407.99	H350030	37	370.49
30 x 60"	H350040	54	454.54	H350031	44	389.20
36 x 60"	H350042	61	493.76	H350033	49	486.21
36 x 72"	H350043	71	584.17	H350034	59	540.71



EXTRA PUSH HANDLE			
Product No.	Fits Truck Width	Wt. (lbs.)	Price Ea.
H052574	24"	5	\$28.70
H052575	30"	6	29.63
H052576	36"	6	32.14

CASTER SETS -- 2 SWIVEL, 2 RIGID					
Product No.	Caster Size	Caster Description	Cap. (lbs.) Set	Wt. (lbs.) Set	Price Set
H250046	5 x 1.5"	Polyolefin	750	14	\$116.20
H250047	5 x 2"	Polyolefin	2000	20	142.31
H250049	6 x 2"	Polyolefin	2000	26	153.50
H250050	6 x 2"	Moldon Rubber	2000	26	187.23
H250051	6 x 2"	Moldon Polyurethane	3000	24	284.06
H250052	6 x 2"	Phenolic	3000	26	186.50
H250053	8 x 2"	Moldon Rubber	2400	28	209.39
H250055	8 x 2"	Moldon Polyurethane	3000	27	337.94
H250056	8 x 2"	Phenolic	3000	30	194.70
H250250	8 x 2.5"	Pneumatic	1200	29	225.59

For truck height add 2.5" to caster height.

*Actual capacity of assembled truck is dependent upon caster capacity, not platform capacity.

Wesco® Steel Platform Trucks

• **Features heavy-duty 12 ga. steel reinforced welded construction.**

Rugged steel construction handles loads up to 4,000 lbs., depending on caster selection. Casters sold separately. Accepts both standard corner or diamond mount pattern. Corner sockets at both ends allow handles (One handle included) to be used at either or both ends – extra handles available. FOB Shipping Point.

STEEL PLATFORM TRUCKS (CASTERS SOLD SEPARATELY)				
Product No.	Size L x W	Cap. (lbs.)	Wt. (lbs.)	Price Ea.
H272266	36 x 24"	4000	54	\$164.80
H272267	48 x 24"	4000	65	163.01
H272268	54 x 27"	4000	82	188.66
H272269	48 x 30"	4000	115	210.20
H272270	60 x 30"	4000	132	255.53
H272271	60 x 36"	4000	111	256.00
H272272	72 x 36"	4000	127	266.94



CASTERS SETS -- 2 SWIVEL, 2 RIGID					
Product No.	Size	Caster Description	Cap. (lbs.) Set*	Wt. (lbs.) Set	Price Ea.
H272191	6 x 1.375"	Polyolefin	1600	25	\$25.77
H272192	8 x 2"	Polyolefin	2500	31	68.40
H272193	8 x 2"	Moldon Polyurethane on cast iron hub	4000	38	84.94
H272194	8 x 2.5"	Full Pneumatic	1600	28	92.11
H272195	10 x 3.5"	Full Pneumatic	2500	37	94.56
H272201	5 x 2"	Moldon Rubber on cast iron hub	1600	32	64.97
H272202	6 x 2"	Moldon Rubber on cast iron hub	1800	35	69.26
H272203	8 x 2"	Moldon Rubber on cast iron hub	2200	40	78.74

*Actual capacity of assembled truck is dependent upon caster capacity, not platform capacity.

EXTRA PUSH HANDLE			
Product No.	Fits Truck Width	Wt. (lbs.)	Price Ea.
H272197	24"	15	\$21.03
H272198	27"	16	20.69
H272199	30"	17	21.74
H272200	36"	19	23.59

Economy Steel Platform Truck

Built for easy handling and value. Ships complete with platform, handle and 4 – 5" x 1.25" casters. Handles loads up to 750 lbs. Deck size 42"L. x 24"D. FOB Shipping Point.

H272265 Wt. 74 (lbs.) Price Ea. \$158.67



Steel Folding Handle Trucks

Fold down handle for easy, space saving storage. Protective vinyl perimeter bumpers won't scratch walls or furniture. Non-skid heavy vinyl deck surface. Enameled finish. FOB Shipping Point.



STEEL FOLDING HANDLE TRUCKS					
Product No.	Deck Size W x L	Cap. (lbs.)	Caster Size	Wt. (lbs.)	Price Ea.
H272019	19 x 29"	400	4" Rubber	28	\$115.44
H272238	19 x 29"	275	4" Rubber	24	63.13
H272035	23 x 35"	600	5" Rubber	47	205.99
H272239	23 x 35"	400	5" Rubber	41	117.56
H272235	23 x 35"	600	8" Pneumatic	69	328.01

Castors are 2 swivel, 2 rigid.

Polypropylene Service Carts

• **Heavy-duty construction resists chips, dents, and rust.**

This line of high quality, low priced, polypropylene service carts are available in two sizes with an optional third shelf. 550 lb capacity. Push handle has compartments to accommodate a variety of tools, labels, small parts and more. Includes 5" non-marking casters. Ships KD in box. FOB Shipping Point.



H270433



H270434 shown with
Optional Middle Shelf

POLYPROPYLENE SERVICE CARTS			
Product No.	Description	Wt. (lbs.)	Price Ea.
H270433	30 x 16" 2-shelf Truck	37	\$139.03
H270453	30 x 16" Middle Shelf	10	42.77
H270434	36 x 24" 2-shelf Truck	50	177.33
H270454	36 x 24" Middle Shelf	15	67.29

Telescoping/Folding Aluminum Truck

Anti-impact, non skid polypropylene and aluminum deck. Deck extends from 21" to 29½" with push button, for quick conversion. Non-marking 4" mold-on rubber casters, 2 swivel and 2 rigid. Sponge rubber coated handle. FOB Shipping Point.

TELESCOPING/FOLDING ALUMINUM TRUCK					
Product No.	Retracted Size	Extended Size	Cap. (lbs.)	Wt. (lbs.)	Price Ea.
H272048	17½ x 21"	17½ x 29½"	330	19	\$186.69

Boxed and UPS shippable.



H272048 Shown
Folded Down

LIFTING EQUIPMENT



Plastic Service Carts

- 550 lb. capacity.

Manufactured from Heavy Duty plastic. Round corners to prevent wall damage and has storage in the handle. Gray in color with 5" non-marking casters, 2 swivel, 2 rigid. 4" deep shelves. FOB Shipping Point.



2-Shelf Cart



3-Shelf Cart

Product No.	PLASTIC SERVICE CARTS		Wt. (lbs.)	Price Ea.
	Size L x W x H	SHELVES		
HAK-H252	31 x 17 x 33"	2	36	\$107.00
HAK-H252A	37 x 26 x 33"	2	51	121.00
		3		
HAK-H253	31 x 17 x 33"	3	45	131.00
HAK-H253A	37 x 26 x 33"	3	62	148.00

Aluminum Platform Truck and Ramp

- Polyurethane wheels

Constructed with "Diamond-Plate" aluminum deck on Unitized all welded aluminum box frame.

Handle sockets on both ends with 1 removable handle, 37" OAH.

2 swivel and 2 rigid casters.

Polyurethane wheels for smooth mobility. Ramp has 1" side rails to prevent "Roll Off".

FOB Shipping Point.



HAC-C2436



HME-T365

Product No.	ALUMINUM PLATFORM TRUCK AND RAMP			Wt. (lbs.)	Price Ea.
	Cap. (lbs.)	Deck Size W x L			
HAC-C2436	3000	24 x 36"		46	\$236.00
HAC-C2448	3000	24 x 48"		58	252.00
		CURB RAMP			
HME-T365	900	24 x 26"		16	70.00

Drum Dollies


- Replaceable 3" Hard Rubber casters.

Versatile, smooth rolling dolly of All Welded Steel or Heavy Duty Molded Plastic construction. Both resist water, oil and impact. Plastic unit also resists most chemicals.

FOB Shipping Point.



HCB-H20



HCB-Q10

Product No.	Cap. (lbs.)	DRUM DOLLIES		Wt. (lbs.)	Price Ea.
		Material Type	Drum Size		
HCB-H20	900	Steel	55 gal.	20	\$56.00
HCB-Q10	1000	Plastic	30/53 gal.	16	64.00

Mobile Lift Tables

- Unique "quick lift" design.

Heavy Duty construction throughout the range of sizes. Hydraulic system increases safety and protects products with "step less" rate of lowering.

Unique "quick lift" design increases efficiency. 2 swivel and 2 rigid polyurethane wheel casters. Unit conforms to EN1570-1999 standards. FOB Shipping Point.



HMH-D25

HMH-E50

Product No.	Cap. (lbs.)	MOBILE LIFT TABLES		Wt. (lbs.)	Price Ea.
		Table Size W x L	Table Height Min/Max		
HMH-D25	550	20 x 32"	12"/36"	172	\$365.00
HMH-D50	1100	20 x 40"	17"/39"	260	478.00
HMH-D100	2200	20 x 40"	18"/37"	305	611.00
		DOUBLE SCISSOR LIFT			
HMH-E50	1100	20 x 40"	19"/56"	360	646.00

Heavy Duty Furniture/Cargo Lifts

- 2" x 20' Ratchet Strap to help secure loads.

Sold in pairs, the "hand truck" lifts are a cost effective method of transporting large/heavyweight items.

3" wheels on the Light Duty version and 6" wheels on the Heavy Duty unit. Low profile Corner Movers for moving in close quarters or odd shaped equipment. Constructed of Pressed Steel with surface covered with ribbed rubber to prevent slippage. Three 2" ball casters for easy movement. Sold in sets of 4.

FOB Shipping Point.



HAB-E601

HAB-D150

HAB-E1801

Product No.	Cap. (lbs.)	HEAVY DUTY FURNITURE/CARGO LIFTS		Wt. (lbs.)	Price Per Pair
		Size W x D x H	Lift Ht.		
HAB-E601	1600/pr.	16 x 18 x 49"	16"	75/pr.	\$604.00
HAB-E1801	4000/pr.	27 x 17 x 40"	4"	176/pr.	632.00
		CORNER MOVER			Price Per Set of 4
HAB-D150	330/set	10.2 x 10.2 x 3.3"	3.3"	20/set	107.00

Forklift Jacks

- 2 position lift pad.

Ruggedly constructed 8" wide jack for forklift repair.

Specially designed hydraulic pump allows high capacity. Overload valve provides protection and safety. Compact size gives extra low pick up point.

2 position pad for hard to reach places with removable handle. Meets ANSI Standards. FOB Shipping Point.



Product No.	Cap. (lbs.)	FORKLIFT JACKS		Wt. (lbs.)	Price Ea.
		Lift Ht. Min/Max			
HLB-B40	8800	2 1/2"/16"		77	\$344.00

ALUMINUM PICKING & STORAGE SOLUTIONS

Lifetime guarantee against rust and corrosion and a five-year guarantee against workmanship and material defects.

NEWAGE INDUSTRIAL
NEWAGE
Material Handling



Ladder Carts

- Extended push handle saves on shin injury.
- Continuous grip handle with extended reach top bar.
- All welded tube base frame.

Heavy duty ladder cart for warehouse, stockroom, and shipping. Designed to hold up to 800 lb. capacity. Cart comes with 5" casters, 2 swivel and 2 rigid. Top shelf is 38"L. x 22"W. x 69½"H. FOB Shipping Point.

LADDER CARTS					
Product No.	Shelf Type	No. of Shelves	Shelf Clearance	Wt. (lbs.)	Price Ea.
H99640	Flat Top	2	21¾"	113	\$1,258.57
H99555	Flat Top	3	13¾"	120	1,407.14
H50060	Lips All Sides	2	27¾"	113	1,258.57
H50061	Lips All Sides	3	12¾"	120	1,407.14



Order Picking Carts & Platforms

- Designed for mobile or order picking use.
- Pick, Put, Stage and Transfer.
- Lightweight aluminum moves safely and efficiently.

Order picker secures to 2" x 4" wood block Order Picking Carts ship with two 30" deep shelves, additional shelves available. FOB Shipping Point.

Order Picking Carts

ORDER PICKING CARTS AND PLATFORMS					
Product No.	Lift Type	Size W x D x H	Wt. (lbs.)	Price Ea.	
H99664C	Crown	40" x 48" x 77"	410	\$3,244.29	
H99664H	Hyster	40" x 48" x 78"	410	3,244.29	
H99664R	Raymond	40" x 48" x 76"	410	3,244.29	
H99664T	Toyota	40" x 48" x 76"	410	3,244.29	
ADDITIONAL SHELVES					
H99664S15	N/A	36" x 15" x 1½"	15	173.57	
H99664S30	N/A	36" x 30" x 1½"	30	237.21	

Order Picking Raised Platforms

- Heavy duty aluminum construction.

Ergonomic raised platforms for easy loading and unloading. Lightweight and durable. Fork pockets are 4" x 6" x 1/4" wall tube. FOB Shipping Point.



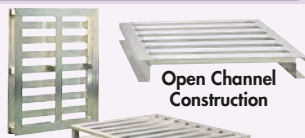
Order Picking Raised Platform

ORDER PICKING RAISED PLATFORM					
Product No.	Lift Type	Size W x H x D	Wt. (lbs.)	Price Ea.	
H99566	Universal	45" x 36" x 43½"	165	\$1,367.14	
ORDER PICKING PLATFORM					
HPPR4048	Raymond	40" x 9½" x 48"	115	1,371.86	
HPPH4048	Hyster	40" x 11¾" x 48"	120	1,371.86	
HPPC4048	Crown	40" x 10¾" x 48"	120	1,371.86	
HPPT4048	Toyota	40" x 9½" x 48"	115	1,371.86	

Aluminum Pallets

- All welded construction.

Made of heavy 6005 T-6 type aluminum. All joints are sealed NSF and FDA type. Lifetime warranty against rust and corrosion. Custom sizes are available -- call for more information. FOB Shipping Point.



Open Channel Construction

Closed Tube Construction

ALUMINUM PALLET					
Product No.	Size W x L x H	Description	Construction	Wt. (lbs.)	Price Ea.
H99557	40 x 48 x 5"	2-way	Open Channel	50	\$381.43
H99613	40 x 48 x 5½"	4-way	Closed Tube	51	277.14
H99749	40 x 48 x 5½"	4-way	Closed Tube	48	257.14

Ergonomic Pallet Stand

- Stationary Unit.

All welded aluminum. Gusseted corners contain pallet. There is a 5¾" space between the top tube supports. Custom sizes available -- call for more information. FOB Shipping Point.



H50707 Size 48"W x 40"D x 30"H, Wt. 60 (lbs.), Price Ea. \$864.00

Lug Carts

- Labor saving transport carts.
- Tubs supported by lip of tub on slides.

- All welded aluminum.

Lugs are constructed of Food Approved Molded Poly and have a formed bottom designed for cross stacking. Slides support tubs by lip. Top of frame holds tub by base. Casters are 5 x 1" stem swivel. Lug Tubs are sold separately. FOB Shipping Point.

Shown with Lug Tubs -- Sold Separately



H6266

H6263

LUG CARTS				
Product No.	Lug Cap.	Size - OD D x W x H	Wt. (lbs.)	Price Ea.
H6265	1	26 x 15¼ x 19"	10	\$105.43
H6266	2	28¼ x 15¼ x 33"	13	151.71
H97205	3	26 x 18¾ x 42"	26	210.21
H6262	4	26 x 18¾ x 51"	20	280.29
H97253	5	26 x 18¾ x 61"	28	285.43
H6263	6	28 x 18¾ x 71"	25	285.43
H6263KD	6	26 x 18¾ x 71"	28	285.43

LUG TUBS + LIDS				
Product No.	Description	Size - OD D x W x H	Wt. (lbs.)	Price Ea.
HRGY16825	Gray Lug Tubs	25 x 16 x 8½"	4	20.00
H361	Gray Lids for Lugs	26 x 16½ x 1½"	1	20.00



Bulk Tub Carts

- Mobile carts that save you time.
- Open frame is easy to clean.
- All welded aluminum.

Carts are constructed of 1¼ x 1¼ x .070" wall tubing and come with four 5 x 1¾" stem type polyurethane swivel casters. FDA approved seamless polyethylene tubs and lids sold separately. FOB Shipping Point.

BULK CARTS					TUBS			LIDS FOR TUBS		
Product No.	Bushel Cap.	Size D x W x H	Wt. (lbs.)	Price Ea.	Product No.	Wt. (lbs.)	Price Ea.	Product No.	Wt. (lbs.)	Price Ea.
H99271	4	29¼ x 20 x 28¼"	21	\$255.21	H0381	12	\$160.71	H0381L	2	\$100.29
H99272	6	28 x 21 x 25"	22	267.43	H0363	13	163.93	H0363L	3	107.36
H99273	8	33½ x 22¼ x 23½"	24	271.29	H0360	14	194.14	H0360L	4	120.21
H99274	9	37¼ x 26½ x 25"	26	288.00	H0382	15	233.36	H0382L	4	149.79

Overall height of cart with tub is 36".

Aluminum Shelving Headquarters



Wall Mount



T-Bar

Adjustable or All Welded Stationary or Mobile



Tube Frame



Cantilever



"Build Your Own"



T-Bar



Solid



Quick Change Cantilever Shelving

SERVICE TRUCKS

Steel Platform Trucks

- Move heavy loads from workstation to workstation.
- Superior construction features for 3600 lb. capacity.

Rugged smooth deck Steel Platform Truck is ideal for all types of industrial and commercial work. Features a "V" style pipe handle which helps prevent boxes, packages and inventory from falling off the back. Glass filled nylon casters. FOB Shipping Point.

Product No.	Size W x L	Cap. (lbs.)	Platform Height	Caster	Wt. (lbs.)	Price Ea.
HSPT-2448	24 x 48"	3600	11 1/8"	8 x 2" GFN	197	\$448.10
HSPT-3060	30 x 60"	3600	11 1/8"	8 x 2" GFN	229	469.80
HSPT-3672	36 x 72"	3600	11 1/8"	8 x 2" GFN	265	488.10

Poly-on-steel, pneumatic and mold-on rubber casters available -- call for information.



Aluminum Treadplate Truck

- Lightweight, yet strong enough to handle up to 3600 lbs.
- Fitted with non-marking rubber buffer strip to protect walls and door frames during transit. 6" x 1 1/2" poly-on-poly casters.

Rolls on rugged 5" x 2" Poly-on-Steel wheels. Contact factory for additional sizes, capacities and caster options. FOB Shipping Point.

Product No.	Cap. (lbs.)	Size W x L	Wt. (lbs.)	Price Ea.
HATP-C-2436	3600	24 x 36"	55	\$350.00
HATP-C-2448	3600	24 x 48"	60	361.90
HATP-C-2460	3600	24 x 60"	100	388.60
HATP-C-3048	3600	30 x 48"	108	408.40
HATP-C-3060	3600	30 x 60"	116	463.70
HATP-C-3672	3600	36 x 72"	124	586.40



HANDLES heavy loads.



Double Decker



Triple Decker

Aluminum Platform Truck

- Extruded deck sections are engineered for high load capacity, durability and shock resistance.

Up and down jolts are smoothed to protect loads and floors... prevents caster damage. Smooth rolling on 5" x 2" Poly-on-Steel casters (2 swivel, 2 rigid). Contact factory for additional sizes, capacities and caster options. FOB Shipping Point.



10 1/2" platform height

Product No.	Cap. (lbs.)	Size W x L	Wt. (lbs.)	Price Ea.
HSDD-2448	3600	24 x 48"	114	\$366.90
HSDD-3048	3600	30 x 48"	121	402.40
HSDD-3060	3600	30 x 60"	134	438.10
HSDD-3672	3600	36 x 72"	182	540.90

Hardwood Platform Truck

- Smooth and easy rolling of 1600 lb. loads around the plant or warehouse.
- 1" nominal hardwood decking construction for sure support.

Complete with single handle. Handle sockets are bolted on.

Trucks are pre-drilled for extra handles and handle sockets. Rolls on long wearing 6" x 2" mold-on rubber wheels (2 swivel, 2 rigid). Contact factory for additional capacity options. FOB Shipping Point.

Product No.	Cap. (lbs.)	Size W x L	Wt. (lbs.)	Price Ea.
STANDARD WOOD PLATFORM TRUCK				
HVHPT-2448	1600	24 x 48"	72	\$200.00
HVHPT-2754	1600	27 x 54"	82	219.50
HVHPT-3060	1600	30 x 60"	92	235.80
HVHPT-3672	1600	36 x 72"	158	268.70
TRUCK WITH STEEL FRAME				
HVHPT/S-2448*	1600	24 x 48"	159	315.80
HVHPT/S-2754*	1600	27 x 54 1/2"	175	322.00
HVHPT/S-3060*	1600	30 1/2 x 60 1/2"	198	331.30
HVHPT/S-3672*	1600	36 1/2 x 72 1/2"	228	373.30

*Not shown.



Aluminum Folding Handle Platform Trucks

For safe transportation of stacks of paper, small parts and other lightweight equipment. Ideal for maintenance rooms, offices, schools, hospitals, etc. Plastic corner protectors enhance durability and protect surroundings. Rugged aluminum construction with single folding handle design. FOB Shipping Point.



HAFT-48-NM

Product No.	Handle Type	Deck Size W x L x H	Cap. (lbs.)	Caster Size	Wt. (lbs.)	Price Ea.
HAFT-30-NM	Single	18 1/2 x 30 x 6 3/8"	400	4"	21	\$97.90
HAFT-36-NM	Single	24 x 36 x 8 3/8"	600	5"	36	169.00
HAFT-48-NM	Single	24 x 48 x 8 3/8"	600	5"	38	197.80


Double & Triple Decker Hardwood Platform Trucks

- Designed for lightweight handling in the plant or office. Engineered and built to handle heavy loads. Optimize with more shelf space. Available in 2 or 3 shelf models. Features reinforced push-handle. Rolls on 6" x 2" mold-on rubber casters. FOB Shipping Point.

TWO SHELF CART						
Product No.	Size W x L	Overall Platform Hgt.	Cap. (lbs.)	Wt. (lbs.)	Price Ea.	
HVHPT/D-2448	24 x 48"	29 1/2"	1600	186	\$357.90	
HVHPT/D-2754	27 x 54"	29 1/2"	1600	195	378.40	
HVHPT/D-3060	30 x 60"	29 1/2"	1600	207	411.30	
HVHPT/D-3672	36 x 72"	29 1/2"	1600	277	471.80	
THREE SHELF CART						
HVHPT/TD-2448	24 x 48"	50"	1600	226	495.30	
HVHPT/TD-2754	27 x 54"	50"	1600	270	517.90	
HVHPT/TD-3060	30 x 60"	50"	1600	313	583.60	
HVHPT/TD-3672	36 x 72"	50"	1600	363	667.60	

STEEL PLATFORM TRUCKS

DURHAM MFG[®]
Est. 1922




HEPT24368PH95
4,000 lbs. Capacity



HEPT24368PH95
3,600 lbs. Capacity



H5WT-2448-12MR-95
2,000 lbs. Capacity



HEPTT243695
1,400 lbs. Capacity



HEPTD24605PU95
1,400 lbs. Capacity



HEPTP24368PN95
1,200 lbs. Capacity



HWHPT624485PH95
2,000 lbs. Capacity



HWHPT6A24485PH95
2,000 lbs. Capacity With
Adjustable Platform

DURABLE, gray,
textured powder
coat finish

Low Deck Steel Platform Trucks

- All welded 12 gauge steel platform.
- Handle is removable and easily installed.
- Tubular offset handle allows easy mobility.
- (2) Swivel and (2) rigid casters.
- Durable, gray, textured powder coat finish.

FOB Shipping Point.

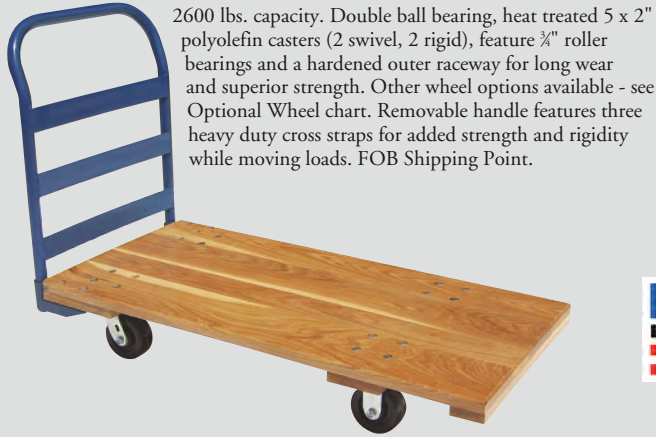
LOW DECK STEEL PLATFORM TRUCKS			
Product No.	Size	Wt. (lbs.)	Price Ea.
	W x D x H		
8" PHENOLIC CASTERS			
HEPT24368PH95	24 x 36 x 38½"	117	\$276.13
HEPT30488PH95	30 x 48 x 38½"	140	330.81
8" POLYURETHANE CASTERS WITH FRONT BUMPERS			
HEPTRB24368PU95	24 x 36 x 36½"	117	301.87
HEPTRB24488PU95	24 x 48 x 36½"	122	333.84
HEPTRB30488PU95	30 x 48 x 36½"	141	356.46
HEPTRB30608PU95	30 x 60 x 38½"	148	393.76
HEPTRB36608PU95	36 x 60 x 38½"	185	442.43
12" MOLD-ON RUBBER WHEELS - 5TH WHEEL TRUCK			
H5WT-2448-12MR-95	24 x 48 x 15½"	174	575.43
H5WT-3060-12MR-95	30 x 60 x 15½"	189	636.49
H5WT-3672-12MR-95	36 x 72 x 15½"	229	742.33
12" PNEUMATIC WHEELS - 5TH WHEEL TRUCK			
H5WT-2448-12PN-95	24 x 48 x 15½"	126	453.25
H5WT-3060-12PN-95	30 x 60 x 15½"	154	514.28
H5WT-3672-12PN-95	36 x 72 x 15½"	182	620.15
5" POLYURETHANE CASTERS - TUBULAR PLATFORM TRUCK			
HEPTT183695	18 x 36 x 36½"	61	151.63
HEPTT184895	18 x 48 x 36½"	66	164.46
HEPTT243695	24 x 36 x 36½"	69	167.15
5" POLYURETHANE CASTERS WITH LIPS UP			
HEPTP24365PU95	24 x 36 x 36½"	91	195.24
HEPTP24485PU95	24 x 48 x 36½"	130	227.25
5" PHENOLIC CASTERS WITH LIPS UP			
HEPTP30605PH95	30 x 60 x 35½"	137	329.57
6" MOLD-ON RUBBER CASTERS			
HEPTP24366MR95	24 x 36 x 36½"	91	260.75
8" PNEUMATIC CASTERS			
HEPTP24368PN95	24 x 36 x 39"	109	331.07
HEPTP24488PN95	24 x 48 x 39"	148	354.73
5" POLYURETHANE CASTERS WITH LIPS UP			
HEPTPLU24365PU95	24 x 36 x 37"	91	195.24
HEPTPLU24485PU95	24 x 48 x 37"	130	227.43
5" PHENOLIC CASTERS WITH LIPS UP			
HWHPT624485PH95	24 x 48 x 45"	157	346.51
5" PHENOLIC CASTERS WITH LIPS UP AND ADJUSTABLE PLATFORM			
HWHPT6A24485PH95	30 x 60 x 44 to 54"	160	356.73

PLATFORM TRUCKS

ALL-STATES
EQUIPMENT, INC.

All Wood Deck Truck

- Kiln-dried 5/4 all-hardwood deck manufactured from select, red oak, white oak, or ash for long lasting durability.
- All wood frame construction.



2600 lbs. capacity. Double ball bearing, heat treated 5 x 2" polyolefin casters (2 swivel, 2 rigid), feature 3/4" roller bearings and a hardened outer raceway for long wear and superior strength. Other wheel options available - see Optional Wheel chart. Removable handle features three heavy duty cross straps for added strength and rigidity while moving loads. FOB Shipping Point.



Product No.	Deck Size W x L	Wt. (lbs.)	Price Ea.
HA2332448B-5PF*	24 x 48"	90	\$223.00
HA2332754B-5PF*	27 x 54"	104	234.00
HA2333060B-5PF*	30 x 60"	116	274.00
HA2333672B-5PF*	36 x 72"	146	332.00

*For Optional Wheels -Replace -5PF Suffix in Product No. With Caster Suffix.

Caster Suffix	Wheel Size	Wheel Type	(4) Wheel Capacity (lbs.)	Price Ea.
6PR	6 x 2"	Phenolic	4000	\$13.33
5RR	5 x 2"	Rubber on Steel	1800	7.25
6RR	6 x 2"	Rubber on Steel	2000	11.41
8RR	8 x 2"	Rubber on Steel	2400	26.25
6UR	6 x 2"	Polyurethane on Steel	4000	38.00

Heavy Duty 5th Wheel Steer Wagon Truck

- Massive 20,000 Lbs. capacity.

Heavy-duty 5th Wheel Steer Wagon Truck comes available with all wood or steel deck. Standard steel colors available in Blue, Red, Green or Orange. Other colors available -- please contact dealer. 15 x 8 x 11 1/4" press-on rubber or poly wheels with tapered wheel bearings. 4" ring-grip tongue. Other capacities, sizes, coupler type and steering options available -- please contact dealer. FOB Shipping Point.



HEAVY DUTY 5 TH WHEEL STEER WAGON TRUCK RUBBER WHEELS				
Steel Deck Product No.	Wood Deck Product No.	Deck Size W x L	Wt. (lbs.)	Price Ea.
HA380RO4296	HA381RO4296	42 x 96"	1750	\$7,080.00
HA380RO4896	HA381RO4896	48 x 96"	1810	7,240.00
HA380RO48120	HA381RO48120	48 x 120"	1900	7,400.00
HA380RO48144	HA381RO48144	48 x 144"	1990	7,638.00
HA380RO60120	HA381RO60120	60 x 120"	2015	7,846.00
HA380RO60144	HA381RO60144	60 x 144"	2200	8,142.00
POLY WHEELS				
Steel Deck Product No.	Wood Deck Product No.	Deck Size W x L	Wt. (lbs.)	Price Ea.
HA380UO4296	HA381UO4296	42 x 96"	1750	\$7,895.00
HA380UO4896	HA381UO4896	48 x 96"	1810	8,011.00
HA380UO48120	HA381UO48120	48 x 120"	1900	8,200.00
HA380UO48144	HA381UO48144	48 x 144"	1990	8,420.00
HA380UO60120	HA381UO60120	60 x 120"	2015	8,590.00
HA380UO60144	HA381UO60144	60 x 144"	2200	8,695.00

Steel Frame Wood Deck Truck

- Kiln-dried 5/4 all-hardwood deck manufactured from select, red oak, white oak, or ash for long lasting durability.
- Sturdy steel frame construction.

2600 lbs. capacity. Double ball bearing, heat treated 5 x 2" polyolefin casters (2 swivel, 2 rigid), feature 3/4" roller bearings and a hardened outer raceway for long wear and superior strength. Other wheel options available - see Optional Wheel chart. Removable handle features three heavy duty cross straps for added strength and rigidity while moving loads. FOB Shipping Point.



Product No.	Deck Size W x L	Wt. (lbs.)	Price Ea.
HA2192448B-5PF*	24 x 48"	100	\$247.00
HA2192754B-5PF*	27 x 54"	115	265.00
HA2193060B-5PF*	30 x 60"	145	298.00
HA2193672B-5PF*	36 x 72"	165	342.00

*For Optional Wheels -Replace -5PF Suffix in Product No. With Caster Suffix.

Medium Duty Platform Truck

- 1600 Lbs. capacity.

Medium Duty Platform Truck features a 4/4 kiln-dried hardwood deck made from select red oak, white oak, or ash. All wood frame. Handle has three heavy duty cross straps for added durability. rolls on 5 x 2" double ball bearing polyolefin wheels, (2 rigid, 2 swivel). Other wheel options available - see Optional Wheel chart. FOB Shipping Point.



Product No.	Deck Size W x L	Wt. (lbs.)	Price Ea.
HA2312448B-5PF*	24 x 48"	80	\$172.00
HA2312754B-5PF*	27 x 54"	92	178.00
HA2313060B-5PF*	30 x 60"	102	194.00
HA2313672B-5PF*	36 x 72"	135	226.00

*For Optional Wheels -Replace -5PF Suffix in Product No. With Caster Suffix.

Regular Dolly

- 1100 Lbs. capacity makes this dolly an essential item to move items in almost any area.

Kiln-dried hardwood construction. Rolls smoothly on 4 swivel 3" polyolefin casters. Other types and sizes available -- contact dealer. FOB Shipping Point.



Product No.	Deck Size W x L	Wt. (lbs.)	Price Ea.
HA641624-3PF	16 x 24"	14	\$51.00
HA641827-3PF	18 x 27"	15	52.00
HA641830-3PF	18 x 30"	16	54.00

MAXIMUM-DUTY TRAILERS



Heavy-Duty 5th Wheel Steer Trailer

• Pull loads from 20,000 to 40,000 lbs.

Features heavy channel frame construction. Diamond pattern floor plate deck. 4" I.D. ring grip tongue. Heavy-duty grease plate type fifth wheel with grease zerks. Timken Tapered wheel bearings with grease zerks. Trailers can be furnished with double end steer to be pulled from either end, or 4-wheel steer for tighter turns. Also available with manual hook or automatic couplers and rear hitches – contact dealer for details. FOB Shipping Point.

Size W x D	Cap. (lbs.)	Wheel Size	Deck Height	Wt. (lbs.)	HEAVY-DUTY 5TH WHEEL STEER TRAILER		PRESS-ON POLY WHEEL	
					Product No.	Price Ea.	Product No.	Price Ea.
42 x 96"	20,000	15 x 8 x 1 1/4"	20"	1707	H380RO4296	\$8,185.96	H380UO4296	\$8,350.76
48 x 96"	20,000	15 x 8 x 1 1/4"	20"	1763	H380RO4896	8,238.03	H380UO4896	8,402.84
48 x 120"	20,000	15 x 8 x 1 1/4"	20"	1876	H380RO48120	8,314.93	H380UO48120	8,479.11
48 x 144"	20,000	15 x 8 x 1 1/4"	20"	1989	H380RO48144	8,449.35	H380UO48144	8,611.00
60 x 120"	20,000	15 x 8 x 1 1/4"	20"	2006	H380RO60120	8,470.55	H380UO60120	8,633.55
60 x 144"	20,000	15 x 8 x 1 1/4"	20"	2137	H380RO60144	8,621.76	H380UO60144	8,782.23

Other sizes available.

Light Medium-Duty 5th Wheel Steer Trailer

• Available in smooth steel or flush oak deck.

Heavy-duty channel frame construction handles loads up to 8,000 lbs. 4" I.D. loop handle tongue. Grease plate type fifth wheel with grease zerks. Rolls on mold-on rubber tired wheels. Trailers can be furnished with double end steer to be pulled from either end or 4-wheel steer for tighter turns. Also available with manual hook or automatic couplers and rear hitches – contact dealer for details. FOB Shipping Point.



Size W x L	Cap. (lbs.)	Wheel Size	Wheel Description	Deck Height	LIGHT MEDIUM DUTY 5TH WHEEL STEER TRAILER			WOOD DECK		
					Product No.	Wt. (lbs.)	Price Ea.	Product No.	Wt. (lbs.)	Price Ea.
36 x 72"	5500	12 x 3 1/2"	Mold-on Rubber	1 1/2"	H360RR3672	670	\$2,665.75	H361RR3672	625	\$2,718.05
36 x 96"	5500	12 x 3 1/2"	Mold-on Rubber	1 1/2"	H360RR3696	759	2,910.16	H361RR3696	696	2,925.75
48 x 96"	5500	12 x 3 1/2"	Mold-on Rubber	1 1/2"	H360RR4896	848	3,105.59	H361RR4896	756	3,059.99
48 x 120"	5500	12 x 3 1/2"	Mold-on Rubber	1 1/2"	H360RR48120	946	3,255.31	H361RR48120	830	3,157.19
36 x 72"	6500	12 x 4"	Mold-on Rubber	1 1/2"	H362RR3672	695	2,978.04	H363RR3672	650	3,084.11
36 x 96"	6500	12 x 4"	Mold-on Rubber	1 1/2"	H362RR3696	784	3,120.25	H363RR3696	721	3,238.03
48 x 96"	6500	12 x 4"	Mold-on Rubber	1 1/2"	H362RR4896	883	3,417.87	H363RR4896	781	3,372.27
48 x 120"	6500	12 x 4"	Mold-on Rubber	1 1/2"	H362RR48120	971	3,567.59	H363RR48120	855	3,469.48
36 x 72"	8000	12 x 5"	Mold-on Rubber	1 1/2"	H364RR3672	794	3,043.83	H365RR3672	749	3,096.11
36 x 96"	8000	12 x 5"	Mold-on Rubber	1 1/2"	H364RR3696	883	3,180.67	H365RR3696	820	3,250.04
48 x 96"	8000	12 x 5"	Mold-on Rubber	1 1/2"	H364RR4896	972	3,483.67	H365RR4896	880	3,438.05
48 x 120"	8000	12 x 5"	Mold-on Rubber	1 1/2"	H364RR48120	1070	3,633.39	H365RR48120	954	3,535.27

Four-Wheel Steer Trailer

• Choose from 11" or 18" Deck Height.

Four-Wheel Steer Trailer 36" x 72" with a 2,000 lb. capacity. Three sided cage with easy drop down front net to hold product on cart. Front tongue and rear hitch for towing multiple trailers in train like fashion. Deck height of 11" and 18" available. Premium mold on rubber wheels with precision bearings for minimum maintenance. FOB Shipping Point.
HPT3672-11RRN 11" Deck Height, Wt. 560 (lbs.), Price Ea. \$2,427.37
HPT3672-18RRN 18" Deck Height, Wt. 560 (lbs.), Price Ea. \$2,558.61



Order Pickers

Order pickers built specifically for Crown and Raymond style machines for a level transition between the order picker platform and the cart deck eliminating trip hazards. The carts are 47" wide by 60" long and have an optional tongue and rear hitch for pulling multiple carts at a time. The carts have a 2000 lb. capacity rating with premium poly casters and precision bearings for easy rolling when fully loaded. A heavy duty floor lock is provided. Crown style carts have a wood grabber bar while the Raymond and Hyster styles have a steel grabber bar. FOB Shipping Point.



HOP4248-C Crown Style, Wt. 425 (lbs.), Price Ea. \$1,633.00
HOP4248-R Raymond Style, Wt. 425 (lbs.), Price Ea. \$1,633.00
HOP4248-H Hyster Style, Wt. 300 (lbs.), Price Ea. \$1,633.00

Stainless Steel Dri-Pak Container

• Stackable – store indoors or outside.

10 to 150 cu. ft. capacity. Available in Mild or Stainless Steel. DOT specification 56 for shipping hazardous material available. Choice of valves – Butterfly, Iris, Slide Tray. Pictured with Round Bottom Valve. Contact dealer for pricing and details. FOB Shipping Point.



Stainless Steel Dumping Buggy

• Designed to fit most standard loaders and dumpers.

Made of 14 ga. Type 304 S.S. with 2B finish. Features full rolled top ring and special cast stainless corners. Easy to clean rounded inside corners. V-shaped front side with drip guard. Rugged constructed wheel mounting base. All welds heli-arc'd and blasted. FOB Shipping Point.



STAINLESS STEEL DUMPING BUGGY					
Product No.	Size W x H x D	Caster Size Description	Cap. (lbs.)	Wt. (lbs.)	Price Ea.
HMS400BU	25 x 25 x 21"	5" White Plastic Wheels	400	95	\$1,049.99
HMS600BU	25 x 25 x 31"	6" White Plastic Wheels	600	116	1,185.11